



TENNESSEE TITANS



Baptist Sports Park • 460 Great Circle Rd • Nashville, TN 37228 • 615-565-4100 • 615-565-4105 Fax • www.titansonline.com

Robbie Bohren • Director of Media Relations

Dwight Spradlin • Assistant Director of Media Relations

Jared Puffer • Media Relations Assistant

Gary Glenn • Director of Internet Operations/Publications

Jeff Harding • Internet Coordinator

Press Release

FOR IMMEDIATE RELEASE

NOVEMBER 30, 2009



TITANS ON THE ROAD THIS WEEK TO FACE UNDEFEATED COLTS



Tennessee Titans (5-6) vs. Indianapolis Colts (11-0)

Sunday, Dec. 6, 2009 • Noon CST • Lucas Oil Stadium • Indianapolis, Ind. • TV: CBS

TITANS SCHEDULE & RESULTS

REGULAR SEASON

DAY	DATE	OPPONENT	TIME/ RESULT	TV/ SCORE
Thu.	Sept. 10	at Pittsburgh	L (OT)	10-13
Sun.	Sept. 20	HOUSTON	L	31-34
Sun.	Sept. 27	at N.Y. Jets +	L	17-24
Sun.	Oct. 4	at Jacksonville	L	17-37
Sun.	Oct. 11	INDIANAPOLIS	L	9-31
Sun.	Oct. 18	at New England +	L	0-59
Sun.	Oct. 25	BYE		
Sun.	Nov. 1	JACKSONVILLE	W	30-13
Sun.	Nov. 8	at San Francisco	W	34-27
Sun.	Nov. 15	BUFFALO +	W	41-17
Mon.	Nov. 23	at Houston	W	20-17
Sun.	Nov. 29	ARIZONA	W	20-17
Sun.	Dec. 6	at Indianapolis	Noon	CBS
Sun.	Dec. 13	ST. LOUIS	3:05 PM	FOX
Sun.	Dec. 20	MIAMI	Noon*	CBS
Fri.	Dec. 25	SAN DIEGO	6:30 PM	NFLN
Sun.	Jan. 3	at Seattle	3:15 PM*	CBS

All Times Central * Time Subject to Change + AFL Legacy Game

AFC SOUTH STANDINGS

Team	W	L	T	Pct
Indianapolis	11	0	0	1.000
Jacksonville	6	5	0	0.545
Tennessee	5	6	0	0.455
Houston	5	6	0	0.455

LAST WEEK'S GAMES: Ari 17 at Ten 20, Ind 35 at Hou 27, Jax 3 at SF 20

THIS WEEK'S GAMES (CT): Ten at Ind (Sun 12 pm), Hou at Jax (Sun 12 pm)

NEXT WEEK'S GAMES (CT): StL at Ten (Sun 12 pm), Sea at Hou (Sun 12 pm), Den at Ind (Sun 12 pm), Mia at Jax (Sun 12 pm)

THIS WEEK'S GAME

NASHVILLE — The Tennessee Titans (5-6) play one of two remaining regular season road games this week, traveling to face the AFC South Champion and undefeated Indianapolis Colts (11-0) on Sunday, Dec. 6. Kickoff at Lucas Oil Stadium is scheduled for noon CST.

The Colts and Titans, the only teams to have won the AFC South since its formation in 2002, have split their last six matchups. However, the Colts have won the most recent two games, including the first meeting of 2009.

The Titans hosted the Colts on Oct. 11 in a Sunday night contest and were defeated 31-9. Colts quarterback Peyton Manning passed for 309 yards and three touchdowns in the win, while the Titans were able to manage only three field goals by Rob Bironas (49, 43 and 46 yards). Defensively, the Titans forced two turnovers, including linebacker Keith Bulluck's 17th career interception. However, those takeaways were largely offset by two turnovers (one fumble, one interception) on offense by the Titans. The Colts limited current NFL rushing leader Chris Johnson to a season-low 34 yards.

THE BROADCAST

This Sunday's game will be televised regionally on CBS, including Nashville affiliate WTVF NewsChannel 5. Ian Eagle will handle play-by-play duties, while Rich Gannon will provide color commentary.

The Titans Radio Network, including Nashville flagship 103.3-WKDF, will broadcast the game across the Mid-South with the "Voice of the Titans" Mike Keith, color commentator Frank Wycheck, sideline reporter Cody Allison and gameday host Larry Stone.

LAST WEEK

The Titans produced a dramatic 20-17 victory last week at LP Field over the Arizona Cardinals. Quarterback Vince Young led an 18-play, 99-yard drive that culminated with a 10-yard touchdown pass to rookie receiver Kenny Britt as time expired. Between Young (387 passing yards), Britt (128 receiving yards) and Chris Johnson (154 rushing yards), the Titans produced their first 300-100-100 trio since Sept. 6, 1992 (vs. Pittsburgh).

The win made the Titans the first team in NFL history with five consecutive victories after an 0-6 start to the season. Young has directed each victory and has a nine-game winning streak as a starter in the regular season dating back to 2007.

Johnson leads the NFL in rushing with 1,396 yards through 11 games. He became the only player in franchise history other than Earl Campbell to post six consecutive 100-yard performances, and Johnson is the third player in NFL history with six consecutive games of 125 or more rushing yards, joining Campbell (1980) and Eric Dickerson (1984). In November, Johnson produced 800 rushing yards, more than any other player in any month since 1970.

THE COLTS

With their win last week at Houston and Jacksonville's loss at San Francisco, the Colts clinched their sixth AFC South crown in the last eight years. They now have won 20 consecutive regular season games, one short of New England's NFL record (2006-08). The Titans were the last team to beat the Colts in the regular season, a 31-21 victory at LP Field on Oct. 27, 2008.

Quarterback Peyton Manning ranks first in the NFL with 3,415 passing yards and 24 touchdown passes (tied). Against the Texans he passed for 244 yards with three touchdowns and two interceptions. His primary receiver, Reggie Wayne, leads the league with 987 yards.

FINGERTIP INFORMATION

Date	Sunday, Dec. 6, 2009
Kickoff	Noon CST
Venue	Lucas Oil Stadium
Location	Indianapolis, Ind.
Opened in	2008
Capacity	63,000
Surface	FieldTurf
Tickets	(317) 239-5151
Visiting Team	Tennessee Titans (5-6)
Division	AFC South
Website	TitansOnline.com
Franchise since	1960 (1960-96 Houston Oilers; 1997-98 Tennessee Oilers)
Owner	K.S. "Bud" Adams, Jr.
Sr. Exec. VP	Steve Underwood
General Manager	Mike Reinfeldt
Head Coach	Jeff Fisher
Offensive Coordinator	Mike Heimerdinger
Defensive Coordinator	Chuck Cecil
Home Team	Indianapolis Colts (11-0)
Division	AFC South
Website	colts.com
Franchise since	1953 (1953-83 Baltimore Colts)
Owner	James Irsay
President	Bill Polian
Head Coach	Jim Caldwell
Offensive Coordinator	Tom Moore
Defensive Coordinator	Larry Coyer
Television	CBS HD
Nashville Affiliate	WTVF Channel 5 HD
DirecTV Sunday Ticket	Ch. 704
Play-by-Play	Ian Eagle
Color Commentary	Rich Gannon
Radio	Titans Radio Network
Flagship	103.3 FM-WKDF
Play-by-Play	Mike Keith
Color Commentary	Frank Wycheck
Sideline Reporter	Cody Allison
Producer/Gameday Host	Larry Stone
Referee	Ron Winter
Umpire	Bill Schuster
Head Linesman	Jim Mello
Line Judge	Tom Stephan
Field Judge	Jim Howey
Side Judge	Tom Hill
Back Judge	Rich Reels



TITANS-COLTS SERIES AT A GLANCE

- **Overall series (regular & postseason):** Colts lead series 17-13
- **Regular Season Series:** Colts lead series 17-12
- **Postseason Series:** Titans lead series 1-0
- **Current streak:** Two wins by Colts
- **Titans at home vs. Colts:** 6-7
- **Titans on the road vs. Colts:** 7-10
- **Last Time at LP Field:** Colts 31 at Titans 9 (10/11/09)
- **Last Time at Lucas Oil Stadium:** Titans 0 at Colts 23 (12/28/08)
- **First Time:** Baltimore Colts 24 at Oilers 20 (10/11/70)
- **Jeff Fisher's Record vs. Colts:** 6-10 (including 1-0 postseason)
- **Jim Caldwell's Record vs. Titans:** 1-0
- **Jeff Fisher's Record vs. Jim Caldwell:** 0-1

A TITANS VICTORY WOULD ...

- Extend the Titans' NFL record for the most consecutive wins by a team after an 0-6 start.
- Improve **Jeff Fisher's** career record as head coach (1995-09) to 139-114.
- Improve **Vince Young's** regular season record as a starting quarterback to 24-11 and give Young a 10-game winning streak in the regular season as a starter (dating back to 2007).
- Give the Titans a sweep of the AFC South (3-0) in the second half of the 2009 season.
- Give the Titans an all-time record of 14-17 against the Colts.

WHAT TO LOOK FOR THIS WEEK

- LB **Keith Bulluck** can start his 125th consecutive game, the longest active streak of any Titans player.
- **Keith Bulluck** needs four tackles to give him his eighth consecutive 100-tackle season.
- RB **Chris Johnson** will attempt to record his 12th career 100-yard rushing game and his seventh consecutive 100-yard game. He would become the only franchise player besides **Earl Campbell** (seven consecutive games in 1979) to rush for 100 yards in seven straight contests.
- **Chris Johnson** can become the first player in NFL history to record 125 or more rushing yards in seven consecutive contests, breaking a tie with Earl Campbell (six games in 1980) and Eric Dickerson (six in 1984).
- **Chris Johnson** is in position to move up the franchise list for most rushing yards in a season. Currently with 1,396 yards, he could move into fifth place with four yards (1,399 yards by **Eddie George** in 1997), fourth place with 55 yards (1,450 by **Earl Campbell** in 1978) and third place with 114 yards (1,509 by George in 2000).
- TE **Bo Scaife** (199 career receptions) needs one reception to break a tie with **Alvin Reed** for second on the team's all-time receptions list among tight ends.
- WR **Nate Washington** (five touchdown receptions in 2009) will set his career high for touchdowns in a season with his next touchdown reception.



Vince Young has led the Titans to five consecutive victories.

TITANS-COLTS SERIES HISTORY

The rivalry with the Colts has become one of the Titans' most hotly contested matchups in recent seasons. The series is tied 3-3 in the last six meetings.

In 2002, the first year the Titans and Colts met as opponents in the newly-formed AFC South, the Titans won both games on their way to claiming the first AFC South title. The Colts then won seven consecutive meetings, taking both games in the 2003, 2004 and 2005 seasons and the first meeting in 2006. Indianapolis claimed the division crown every year from 2003-06, until the Titans re-acquired it in 2008.

In the final week of the 2008 regular season (Dec. 28), the Titans played at Lucas Oil Stadium for the first time. Both clubs deactivated several starters and pulled many others early in a game that bore no playoff implications. The Colts prevailed by a final score of 23-0, the first time the Titans were shut out since 1999 at Miami.

Earlier in 2009 (Oct. 11), the Colts visited LP Field on *Sunday Night Football* and left with a 31-9 victory. **Peyton Manning** passed for 309 yards and three touchdowns in the Colts win, and Titans running back **Chris Johnson** was held to a season-low 34 rushing yards.

The Titans and Colts have met only once in the postseason. The Titans won by a final score of 19-16 in a Divisional Playoff game against the Colts on Jan. 16, 1999. **Eddie George** rushed for 162 yards, including a 68-yard touchdown run to help lead Tennessee during its run to Super Bowl XXXIV.

The teams first clashed in 1970 following the AFL-NFL merger. The then-Baltimore Colts defeated the then-Houston Oilers 24-20 during the Colts' run to a Super Bowl V Championship. In 29 all-time meetings, the Colts lead the series 16-13.

TITANS-COLTS: THE LAST MEETING

Indianapolis Colts 31 at Tennessee Titans 9
Sunday, Oct. 11, 2009
LP Field, Nashville, Tenn.

	1	2	3	4	Final
Indianapolis Colts	7	14	7	3	31
Tennessee Titans	6	3	0	0	9

On Oct. 11, the Titans dropped to 0-5 after a 31-9 Sunday night loss to the Indianapolis Colts at LP Field.

Colts quarterback **Peyton Manning** led the charge for the Colts, completing 36 of 44 passes for 309 yards, three touchdowns and one interception. He finished the game with a 109.2 passer rating.

By contrast, the Colts defense limited Titans quarterback **Kerry Collins** to 19 completions and 164 yards on 32 pass attempts.

The Titans were outgained 367 yards to 245, and they had 12 first downs to the Colts' 23. The Colts controlled the ball for more than 33 minutes.

The Colts jumped out early, taking advantage of a fumble by Titans tight end **Alge Crumpler** in Tennessee territory. Then, on a fourth-and-one at the Tennessee three-yard line, **Peyton Manning** connected with **Reggie Wayne** for a touchdown.

The Titans then went three-and-out, but **Reggie Hodges'** punt was muffed by **Tim Jennings** and recovered by **Ken Amato** for the Titans. **Rob Bironas** hit a 49-yard field goal to make the score 7-3.

On the next series, linebacker **Keith Bulluck** intercepted a pass that was affected by defensive end **Jacob Ford's** hit on Manning. Bulluck's 23-yard return helped set up a 43-yard field goal by Bironas.

In the second quarter, the Colts methodically drove 81 yards on 12 plays, and **Joseph Addai** extended their lead to 14-6 with a one-yard touchdown run.

The Titans responded, driving from their own 20 to the Indianapolis 28. **Kerry Collins** and **Nate Washington** connected to convert a pair of third downs, including a 23-yard completion, but Collins' deep attempt to **Justin Gage** on a final third down fell incomplete. The Titans settled for a 46-yard field goal, Bironas' third of the first half from beyond 40 yards.

With 57 seconds remaining in the half, Manning and the Colts started a drive at their own seven-yard line. Helped by two personal foul penalties on the Titans for roughing the quarterback, the Colts pushed the ball past midfield before Manning found **Austin Collie** for a 39-yard touchdown. The Colts entered the locker room with a 21-9 lead.

On the third play of the third quarter, Collins was intercepted by Jennings. Seven plays later, Manning and Collie hooked up again for a six-yard touchdown.

In the fourth quarter, **Adam Vinatieri** capped a drive that consumed 60 yards and over eight minutes with a 23-yard field goal, which turned out to be the final score of the evening for either side.

On the ensuing possession, **Vince Young** entered the game at quarterback for the Titans. He scrambled for a first down but was unable to complete any of his three pass attempts.

ALL-TIME SERIES RESULTS

TITANS vs. COLTS

Date	Site	Result	Score	
			Titans	Colts
10/11/70	Hou	L	20	24
11/04/73	Bal	W	31	27
11/01/76	Bal	L	14	38
10/14/79	Bal	W	28	16
09/21/80	Hou	W	21	16
12/18/83	Bal	L	10	20
09/09/84	Hou	L	21	35
12/22/85	Ind	L	16	34
11/23/86	Hou	W	31	17
11/29/87	Ind	L	27	51
09/04/88	Ind	W (OT)	17	14
09/23/90	Hou	W	24	10
09/13/92	Ind	W	20	10
09/04/94	Ind	L	21	45
01/16/00**	Ind	W	19	16
11/03/02	Ind	W	23	15
12/08/02	Ten	W	27	17
09/14/03	Ind	L	7	33
12/07/03	Ten	L	27	29
09/19/04	Ten	L	17	31
12/05/04	Ind	L	24	51
10/02/05	Ten	L	10	31
12/04/05	Ind	L	3	35
10/06/06	Ind	L	13	14
12/03/06	Ten	W	20	17
09/16/07	Ten	L	20	22
12/30/07	Ind	W	16	10
10/27/08	Ten	W	31	21
12/28/08	Ind	L	0	23
10/11/09	Ten	L	9	31

** Divisional Playoff

Series Lead: Colts lead 17-13 (including 0-1 play-offs)

Total Points: Titans 567, Colts 753

Longest Winning Streak by Titans: 3 (1999-02)

Longest Losing Streak by Titans: 7 (2003-06)

Titans vs. Colts at LP Field: 3-5

Titans vs. Colts at Lucas Oil Stadium: 0-1



Keith Bulluck recorded his first interception of the season against the Colts on Oct. 11.

TEAM STATISTICS

2009 REGULAR SEASON STATISTICS

OFFENSE	Tenn.	Ind.	NFL/Avg
GAMES (Won-Lost)	5-6	11-0	---
FIRST DOWNS	190	248	203.9
Rushing	73	53	64.4
Passing	103	173	123.3
Penalty	14	22	16.2
YDS GAINED (tot)	3864	4327	3661.7
Avg per Game	351.3	393.4	334.8
RUSHING (net)	1847	964	1267.3
Avg per Game	167.9	87.6	115.9
Rushes	339	249	297.3
Yards per Rush	5.4	3.9	4.3
PASSING (net)	2017	3363	2394.3
Avg per Game	183.4	305.7	218.9
Passes Att.	330	425	365.5
Completed	191	299	223.3
Pct Completed	57.9	70.4	61.1
Yards Gained	2081	3437	2550.9
Sacked	11	10	24.3
Yards Lost	64	74	156.6
Had intercepted	10	12	10.8
Yards Opp Ret	67	180	165.5
Opp TDs on Int	0	0	1.2
PUNTS	52	41	52.8
Avg Yards	42.7	44.7	44.2
PUNT RETURNS	23	21	25.6
Avg Return	6.0	5.0	8.3
Returned for TD	0	0	0.2
KICKOFF RETURNS	46	35	41.8
Avg Return	20.7	20.1	23.1
Returned for TD	0	0	0.4
PENALTIES	68	54	66.8
Yards Penalized	535	416	544.1
FUMBLES BY	19	9	16.4
Fumbles Lost	11	3	7.7
Opp Fumbles	14	15	16.4
Opp Fum Lost	5	9	7.7
POSS. TIME (avg)	28:30	28:28	30:00
TOUCHDOWNS	25	38	26.9
Rushing	13	11	9.1
Passing	9	25	15.2
Returns	3	2	2.6
EXTRA-PT KICKS	23/23	37/37	99%
2-PT CONVERSIONS	1/2	0/1	37%
FIELD GOALS/FGA	18/22	13/16	16/19
POINTS SCORED	229	304	235.2
DEFENSE	Tenn.	Ind.	NFL/Avg
POINTS ALLOWED	289	184	235.2
OPP FIRST DOWNS	216	215	203.9
Rushing	51	62	64.4
Passing	151	144	123.3
Penalty	14	9	16.2
OPP YARDS GAINED	4050	3654	3661.7
Avg per Game	368.2	332.2	334.8
OPP RUSHING(net)	1116	1198	1267.3
Avg per Game	101.5	108.9	115.9
Rushes	259	284	297.3
Yards per Rush	4.3	4.2	4.3
OPP PASSING(net)	2934	2456	2394.3
Avg per Game	266.7	223.3	218.9
Passes Att.	418	415	365.5
Completed	286	268	223.3
Pct Completed	68.4	64.6	61.1
Sacked	26	26	24.3
Yards Lost	189	173	156.6
INTERCEPTED BY	11	13	10.8
Yards Returned	318	136	165.5
Returned for TD	3	2	1.2
OPP PUNT RETURNS	24	23	25.6
Avg return	7.7	9.8	8.3
OPP KICKOFF RET	47	46	41.8
Avg return	25.3	22.3	23.1
OPP TOUCHDOWNS	35	17	26.9
Rushing	9	8	9.1
Passing	25	9	15.2
Returns	1	0	2.6

2009 SCHEDULES & RESULTS



REGULAR SEASON

Date	Opponent	Res	Score
09/10	at Pittsburgh	L (OT)	10-13
09/20	Houston	L	31-34
09/27	at N.Y. Jets	L	17-24
10/04	at Jacksonville	L	17-37
10/11	Indianapolis	L	9-31
10/18	at New England	L	0-59
11/01	Jacksonville	W	30-13
11/08	at San Francisco	W	34-27
11/15	Buffalo	W	41-17
11/23	at Houston	W	20-17
11/29	Arizona	W	20-17
12/06	at Indianapolis		
12/13	St. Louis		
12/20	Miami		
12/25	San Diego		
01/03	at Seattle		



REGULAR SEASON

Date	Opponent	Res	Score
09/13	Jacksonville	W	14-12
09/21	at Miami	W	27-23
09/27	at Arizona	W	31-10
10/04	Seattle	W	34-17
10/11	at Tennessee	W	31-9
10/25	at St. Louis	W	42-6
11/01	San Francisco	W	18-14
11/08	Houston	W	20-17
11/15	New England	W	35-34
11/22	at Baltimore	W	17-15
11/29	at Houston	W	35-27
12/06	Tennessee		
12/13	Denver		
12/17	at Jacksonville		
12/27	New York Jets		
01/03	at Buffalo		

2009 REGULAR SEASON INDIVIDUAL LEADERS

PASSING	Att	Cmp	Yds	Pct	Y/Att	TD	Int	Lg	Sack	Lost	Rtg	
Titans	K. Collins	197	108	1,071	54.8	5.4	5	8	69t	6/	37	62.0
	V. Young	132	83	1,010	62.9	7.7	4	2	51	5/	27	90.1
Colts	P. Manning	423	298	3,415	70.4	8.1	24	11	80t	10/	74	102.5

RUSHING	No.	Yds	Avg	Long	TD	
Titans	C. Johnson	217	1,396	6.4	91t	9
Colts	J. Addai	160	583	3.6	21	7

RECEIVING	No.	Yds	Avg	Long	TD	
Titans	K. Britt	33	521	15.8	57	2
	C. Johnson	33	294	8.9	69t	1
Colts	R. Wayne	79	987	12.5	39	9

INTERCEPTIONS	No.	Yds	Avg	Long	TD	
Titans	C. Finnegan	3	154	51.3	80	1
	R. Hood	3	91	30.3	43	1
Colts	A. Bethea	4	19	4.8	19	0

PUNTING	No.	Yds	Avg	Net	TB	In	Lg	B	
Titans	R. Hodges**	22	868	39.5	31.8	2	1	50	0
	B. Kern	20	889	44.5	40.9	2	11	58	0
Colts	P. McAfee	41	1,832	44.7	37.7	3	14	60	0

PUNT RETURNS	No.	FC	Yds	Avg	Lg	TD	
Titans	K. Kaesviharn	7	6	25	3.6	10	0
Colts	T. Rushing	13	15	74	5.7	22	0

KICKOFF RETURNS	No.	Yds	Avg	Lg	TD	
Titans	M. Jones*	13	264	20.3	27	0
	J. Ringer	9	181	20.1	25	0
Colts	A. Simpson	26	553	21.3	39	0

SCORING/KICKERS	PAT	FG	Pts	
Titans	R. Bironas	23/23	18/22	77
Colts	M. Stover	20/20	7/8	41

SACKS	Tot	
Titans	W. Hayes, J. Jones, T. Brown	4.0
Colts	D. Freaney, R. Mathis	9.5

TACKLES	Tot	Solo	Asst	
Titans	K. Bulluck	96	65	31
Colts	C. Session***	81	64	17

*Injured Reserve

** Currently not on roster

*** From press box tally

WHERE THEY RANK IN 2009

OFFENSIVE STATS	2009 OFFENSIVE STATISTICS AND RANKING TITANS		2009 OFFENSIVE STATISTICS AND RANKING COLTS	
	STAT	RANK	STAT	RANK
Yards / Game	351.3	14	393.4	3
Yards / Play	5.7	12	6.3	3
Rushing Yards / Game	167.9	1	87.6	31
Rushing Yards / Play	5.5	1	3.9	26
Passing Yards / Game	183.4	24	305.7	1
Passing Yards / Play	6.1	22	7.9	3
Interception Rate	3.03%	22	2.82%	18
Sacks / Pass Attempt	3.33%	2	2.35%	1
First Downs / Game	17.3	24	22.5	2
Punt Return Avg	6.0	26	5.0	28
Kickoff Return Avg	20.7	28	20.1	30
Field Goals Made	81.82%	17	81.25%	18t
3rd Down Pct	41.72%	12	49.61%	1
4th Down Pct	46.15%	20t	50.00%	13t
Red Zone Pct	62.50%	5t	60.00%	8
Goal to Go%	87.50%	2	75.00%	11
Avg Time of Possession	28:30	25	28:28	26
Points / Game	20.8	18	27.6	5

DEFENSIVE STATS	2009 DEFENSIVE STATISTICS AND RANKING TITANS		2009 DEFENSIVE STATISTICS AND RANKING COLTS	
	STAT	RANK	STAT	RANK
Yards / Game	368.2	25	332.2	16
Yards / Play	5.8	27	5.0	8
Rushing Yards / Game	101.5	7	108.9	15
Rushing Yards / Play	4.3	18	4.2	13
Passing Yards / Game	266.7	31	223.3	20
Passing Yards / Play	7.0	23	5.9	4
Interception Rate	2.63%	17	3.13%	9
Sacks / Pass Attempt	6.22%	20	6.27%	19
First Downs / Game	19.6	24	19.5	23
Punt Return Avg	7.7	13	9.8	23
Kickoff Return Avg	25.3	30	22.3	11
3rd Down Pct	38.00%	16	44.44%	29
4th Down Pct	70.00%	30	45.45%	11t
Red Zone Pct	58.33%	22t	46.88%	12
Goal to Go%	77.78%	24	46.67%	4
Points / Game	26.3	29	16.7	4
Point Differential / Game	-5.5	26	10.9	4
Yard Differential / Game	-16.9	20	61.2	8

TITANS-COLTS CONNECTIONS

- Titans quarterback **Kerry Collins** played at Penn State when Colts head coach **Jim Caldwell** was the quarterbacks coach/passing game coordinator.
- **Collins** was drafted by the Carolina Panthers in 1995 when current Colts president **Bill Polian** was Carolina's general manager.
- Colts quarterback **Peyton Manning** ranked third in NCAA history in passing yards and total offense for his efforts as a four-year starter for the University of Tennessee from 1994-1997.
- Titans tackle **Mike Otto** was born in Kokomo, Ind., and attended Maconaquah High School, earning first-team all-state as a senior and junior. He then attended Purdue University in West Lafayette, Ind.
- Titans linebacker **Stanford Kegl** was born in Indianapolis and attended Pike High School, earning honorable mention all-state as a senior. He then attended Purdue University.
- Titans head coach **Jeff Fisher** was the defensive coordinator for the Los Angeles Rams in 1991 when Colts defensive line coach **John Teerlinck** was a Rams assistant.
- Colts assistant head coach/wide receivers **Clyde Christensen** coached quarterbacks and receivers at East Tennessee State from 1980-1982.
- Colts defensive tackle **Antonio Johnson** was originally selected by the Titans in the fifth round of the 2007 NFL Draft. He was signed by the Colts off the Titans practice squad on Nov. 4, 2008.
- Titans center **Kevin Mawae** played for the Seahawks from 1994-97. The last three of those years, Colts linebackers coach **Mike Murphy** served in the same capacity in Seattle.
- Titans linebacker **David Thornton** and tight end **Alge Crumpler** played for the University of North Carolina in 1998-99, the same years Colts assistant strength and conditioning coach **Richard Howell** joined the UNC staff as a graduate assistant.
- Colts tight ends coach **Ricky Thomas** taught human development and coached football, wrestling and track and field at McCallie High School in Chattanooga.

There are three former members of the Indianapolis Colts currently on the Titans roster: linebacker **David Thornton**, guard **Jake Scott** and cornerback **Nick Harper**.



David Thornton

- **David Thornton** signed as a free agent with the Titans in March 2006 after playing four seasons in Indianapolis. He totaled 47 starts, 394 tackles, three sacks and three interceptions with the Colts.
- **Jake Scott** was signed by the Titans as an unrestricted free agent in March 2008. Originally a fifth-round draft choice by the Colts (141st overall), he started 55 consecutive games while in Indianapolis.
- **Nick Harper** originally signed as a free agent with the Colts in 2001. In six seasons in Indianapolis he started 60 games and totaled 383 tackles and 15 interceptions. The Titans signed Harper as an unrestricted free agent in March 2007.
- Colts special assistant to the defensive coordinator **Rod Perry** coached for the Houston Oilers from 1995-96. He also coached for the Carolina Panthers from 2002-06, during which time Titans defensive tackle **Tony Brown** and long snapper **Ken Amato** played for the Panthers.
- Notable pro teammates: Titans DE **Jevon Kearse** and Colts WR **Hank Baskett** played together in Philadelphia.
- Notable college teammates: Titans LB **Keith Bulluck** with Colts DE **Dwight Freeney** at Syracuse ... Titans LB **David Thornton** and TE **Alge Crumpler** with Colts C **Jeff Saturday** at North Carolina ... Titans S **Donnie Nickey** with Colts WR **Roy Hall** (IR) and WR **Anthony Gonzalez** at Ohio State ... Titans WR **Kenny Britt** and CB **Jason McCourty** with Colts DT **Eric Foster** at Rutgers...Titans T **David Stewart** and Colts DT **Antonio Johnson** at Mississippi State ... Titans RB **LenDale White** with Colts DT **Fili Moala** at USC ... Titans LB **Stanford Kegl** and OT **Mike Otto** with Colts QB **Curtis Painter** at Purdue.

TITANS INDIVIDUAL CAREER STATS VS. THE COLTS: OFFENSE

QUARTERBACKS

Kerry Collins

Date	Opp	Res	Att	Cmp	Pct	Yds	Yd/A	TD	Int	Lg	Sk	Lst	Rate
12/03/1995	Ind	W	34	14	41.2	170	5.00	0	0	33	0	0	57.2
12/22/2002	@Ind	W	29	23	79.3	366	12.62	4	0	82t	0	0	158.3
10/10/2004	@Ind	L	44	28	63.6	245	5.57	1	3	24	4	29	57.5
12/30/2007*	@Ind	W	13	10	76.9	106	8.15	0	0	19	0	0	100.2
10/27/2008	Ind	W	37	24	64.9	193	5.22	0	0	23	0	0	77.9
12/28/2008	@Ind	L	2	1	50.0	0	0.00	0	0	0	0	0	56.3
10/11/2009	Ind	L	32	19	59.4	164	5.13	0	1	23	1	9	59.9
Totals	7/6	4-3	191	119	62.3	1244	6.51	5	4	82t	5	38	81.1

Vince Young

Date	Opp	Res	Att	Cmp	Pct	Yds	Yd/A	TD	Int	Lg	Sk	Lst	Rate
10/08/2006	@Ind	L	21	10	47.6	63	3.00	0	1	16	0	0	34.4
12/03/2006	Ind	W	25	15	60.0	163	6.52	2	2	21	0	0	72.6
09/16/2007	Ind	L	27	17	63.0	184	6.81	1	0	48	3	12	95.3
12/30/2007	@Ind	W	18	14	77.8	157	8.72	0	0	21	1	5	103.0
12/28/2008*	@Ind	L	13	9	69.2	55	4.23	0	0	13	2	10	77.4
10/11/2009*	Ind	L	3	0	0.0	0	0.00	0	0	0	0	0	39.6
Totals	6/4	2-4	107	65	60.7	622	5.81	3	3	48	6	27	74.6

RUNNING BACKS/FULLBACKS

Ahmard Hall (FB)

Date	Opp	Res	Rushing					Receiving				
			Att	Yds	Avg	Lg	TD	No	Yds	Avg	Lg	TD
10/08/2006*	@Ind	L	0	0	-	-	0	1	4	4.0	4	0
12/03/2006	Ind	W	2	13	6.5	11	0	3	20	6.7	15	0
09/16/2007*	Ind	L	0	0	-	-	0	0	0	-	-	0
12/30/2007*	@Ind	W	0	0	-	-	0	2	15	7.5	10	0
10/27/2008*	Ind	W	0	0	-	-	0	2	5	2.5	3	0
12/28/2008	@Ind	L	1	3	3.0	3	0	2	11	5.5	11	0
10/11/2009	Ind	L	0	0	-	-	0	1	7	7.0	7	0
Totals	7/3	3-4	3	16	5.3	11	0	11	62	5.6	15	0

Chris Johnson

Date	Opp	Res	Rushing					Receiving				
			Att	Yds	Avg	Lg	TD	No	Yds	Avg	Lg	TD
10/27/2008	Ind	W	19	77	4.1	16t	1	4	19	4.8	9	0
10/11/2009	Ind	L	9	34	3.8	8	0	2	9	4.5	5	0
Totals	2/2	1-1	28	111	4.0	16t	1	6	28	4.7	9	0

LenDale White

Date	Opp	Res	Rushing					Receiving				
			Att	Yds	Avg	Lg	TD	No	Yds	Avg	Lg	TD
10/08/2006*	@Ind	L	8	48	6.0	19	0	3	7	2.3	7	0
12/03/2006*	Ind	W	4	35	8.8	26	0	1	2	2.0	2	0
09/16/2007	Ind	L	15	64	4.3	12	1	0	0	-	-	0
12/30/2007	@Ind	W	16	45	2.8	15	0	0	0	-	-	0
10/27/2008*	Ind	W	10	13	1.3	5	2	1	1	1.0	1	0
12/28/2008	@Ind	L	7	25	3.6	7	0	0	0	-	-	0
10/11/2009*	Ind	L	10	51	5.1	11	0	0	0	-	-	0
Totals	7/3	3-4	70	281	4.0	26	3	5	10	2.0	7	0

WIDE RECEIVERS

Kenny Britt

Date	Opp	Res	No	Yds	Avg	Lg	TD
10/11/2009*	Ind	L	2	18	9.0	11	0
Totals	1/0	0-1	2	18	9.0	11	0

Justin Gage

Date	Opp	Res	No	Yds	Avg	Lg	TD
11/21/2004*	Ind	L	1	7	7.0	7	0
09/16/2007*	Ind	L	1	10	10.0	10	0
12/30/2007	@Ind	W	7	104	14.9	21	0
10/27/2008*	Ind	W	1	6	6.0	6	0
10/11/2009	Ind	L	1	7	7.0	7	0
Totals	5/2	2-3	11	134	12.2	21	0

Nate Washington

Date	Opp	Res	No	Yds	Avg	Lg	TD
01/15/2006*#	@Ind	W	0	0	-	-	0
11/09/2008*	Ind	L	3	30	10.0	16	0
10/11/2009	Ind	L	3	37	12.3	23	0
Totals	3/1	1-2	6	67	11.2	23	0

TIGHT ENDS

Alge Crumpler

Date	Opp	Res	No	Yds	Avg	Lg	TD
12/16/2001	@Ind	L	1	15	15.0	15	0
12/14/2003	@Ind	L	2	2	1.0	2	0
11/22/2007*	Ind	L	3	14	4.7	6	0
10/27/2008	Ind	W	4	35	8.8	11	0
10/11/2009*	Ind	L	3	14	4.7	5	0
Totals	5/3	1-4	13	80	6.2	15	0

Bo Scaife

Date	Opp	Res	No	Yds	Avg	Lg	TD
10/02/2005*	Ind	L	7	39	5.6	9	1
12/04/2005*	@Ind	L	6	53	8.8	14	0
10/08/2006	@Ind	L	0	0	-	-	0
12/03/2006	Ind	W	2	31	15.5	20	0
09/16/2007	Ind	L	1	8	8.0	8	0
12/30/2007	@Ind	W	3	22	7.3	12	0
10/27/2008	Ind	W	5	44	8.8	16	0
12/28/2008*	@Ind	L	1	8	8.0	8	0
10/11/2009	Ind	L	0	0	-	-	0
Totals	9/6	3-6	25	205	8.2	20	1

Craig Stevens

Date	Opp	Res	No	Yds	Avg	Lg	TD
10/27/2008*	Ind	W	0	0	-	-	0
12/28/2008	@Ind	L	1	9	9.0	9	0
10/11/2009*	Ind	L	0	0	-	-	0
Totals	3/1	1-2	1	9	9.0	9	0

TITANS INDIVIDUAL CAREER STATS VS. THE COLTS: SPECIALISTS

KICKERS

Rob Bironas

Date	Opp	Res	FGM	FGA	Pct	XPM	XPA	1-19	20-29	30-39	40-49	50+	Lg	KO	TB
10/02/2005	Ind	L	1	2	50.0	1	1	0-0	0-0	1-2	0-0	0-0	34	3	1
12/04/2005	@Ind	L	1	2	50.0	0	0	0-0	1-1	0-0	0-0	0-1	24	2	0
10/08/2006	@Ind	L	2	2	100.0	1	1	0-0	1-1	0-0	1-1	0-0	47	4	2
12/03/2006	Ind	W	2	2	100.0	2	2	0-0	1-1	0-0	0-0	1-1	60	4	1
09/16/2007	Ind	L	2	2	100.0	2	2	0-0	0-0	2-2	0-0	0-0	36	5	0
12/30/2007	@Ind	W	3	3	100.0	1	1	0-0	0-0	1-1	1-1	1-1	54	5	1
10/27/2008	Ind	W	3	4	75.0	2	2	0-0	0-0	1-1	2-3	0-0	48	7	1
12/28/2008	@Ind	L	0	1	0.0	0	0	0-0	0-0	0-0	0-1	0-0	-	1	0
10/11/2009	Ind	L	3	3	100.0	0	0	0-0	0-0	0-0	3-3	0-0	49	4	0
Totals	9/0	3-6	17	21	81.0	9	9	0-0	3-3	5-6	7-9	2-3	60	35	6

PUNTERS

Brett Kern

Date	Opp	Res	Num	Yds	Avg	TB	In20	Net
None								
Totals	0/0	0-0	0	0	-	0	0	-

TITANS INDIVIDUAL CAREER STATS VS. THE COLTS: DEFENSE

Dave Ball (DE)

Date	Opp	Res	Tackles	Sk	Int	FF	FR
10/01/2006*	Ind	L	0	0.0	0	0	0
10/27/2008*	Ind	W	0	0.0	0	0	0
10/11/2009*	Ind	L	4	0.0	0	0	0
Totals	3/0	1-2	4	0.0	0	0	0

Tony Brown (DT)

Date	Opp	Res	Tackles	Sk	Int	FF	FR
10/08/2006*	@Ind	L	4	0.0	0	0	0
12/03/2006*	Ind	W	3	0.0	0	0	0
09/16/2007	Ind	L	4	0.0	0	0	0
12/30/2007	@Ind	W	2	0.0	0	0	0
10/27/2008	Ind	W	4	0.0	0	0	0
12/28/2008	@Ind	L	0	0.0	0	0	0
10/11/2009	Ind	L	4	0.0	0	0	0
Totals	7/5	3-4	21	0.0	0	0	0

Keith Bulluck (LB)

Date	Opp	Res	Tackles	Sk	Int	FF	FR
11/03/2002	@Ind	W	9	0.0	0	0	1
12/08/2002	Ind	W	14	0.0	1	0	0
09/14/2003	@Ind	L	12	0.0	0	0	0
12/07/2003	Ind	L	14	0.0	0	0	0
09/19/2004	Ind	L	8	0.0	0	0	0
12/05/2004	@Ind	L	8	0.0	0	0	0
10/02/2005	Ind	L	8	0.0	0	0	0
12/04/2005	@Ind	L	7	0.0	0	0	0
10/08/2006	@Ind	L	9	0.0	0	0	1
12/03/2006	Ind	W	12	0.0	1	0	0
09/16/2007	Ind	L	8	0.0	0	1	0
12/30/2007	@Ind	W	4	0.0	0	0	0
10/27/2008	Ind	W	9	0.0	0	0	0
12/28/2008	@Ind	L	3	0.0	0	0	0
10/11/2009	Ind	L	11	0.0	1	0	0
Totals	15/15	5-10	136	0.0	3	1	2

Cortland Finnegan (CB)

Date	Opp	Res	Tackles	Sk	Int	FF	FR
10/08/2006*	@Ind	L	3	0.0	0	0	0
12/03/2006*	Ind	W	2	0.0	0	0	0
09/16/2007	Ind	L	7	0.0	1	0	0
12/30/2007	@Ind	W	6	0.0	0	0	0
10/27/2008	Ind	W	5	0.0	0	0	0
12/28/2008	@Ind	L	1	0.0	0	0	0
Totals	6/4	3-3	24	0.0	1	0	0

Jacob Ford (DE)

Date	Opp	Res	Tackles	Sk	Int	FF	FR
10/27/2008	Ind	W	5	0.0	0	0	0
12/28/2008	@Ind	L	7	1.0	0	0	0
10/11/2009*	Ind	L	5	0.0	0	0	0
Totals	3/2	1-2	17	1.0	0	0	0

Vincent Fuller (DB)

Date	Opp	Res	Tackles	Sk	Int	FF	FR
10/08/2006*	@Ind	L	0	0.0	0	0	0
12/03/2006*	Ind	W	1	0.0	0	0	0
09/16/2007*	Ind	L	1	0.0	0	0	0
12/30/2007*	@Ind	W	3	0.0	0	0	0
10/27/2008*	Ind	W	3	0.0	0	0	0
12/28/2008*	@Ind	L	2	0.0	0	0	0
Totals	7/0	3-4	10	0.0	0	0	0

Michael Griffin (S)

Date	Opp	Res	Tackles	Sk	Int	FF	FR
09/16/2007*	Ind	L	0	0.0	0	0	0
12/30/2007	@Ind	W	5	0.0	0	1	0
10/27/2008	Ind	W	6	0.0	0	0	0
12/28/2008	@Ind	L	0	0.0	0	0	0
10/11/2009*	Ind	L	4	0.0	0	0	0
Totals	5/3	2-3	15	0.0	0	1	0

Nick Harper (CB)

Date	Opp	Res	Tackles	Sk	Int	FF	FR
09/16/2007	Ind	L	7	0.0	0	0	0
12/30/2007	@Ind	W	4	0.0	0	0	0
10/27/2008	Ind	W	5	0.0	0	0	0
10/11/2009	Ind	L	7	0.0	0	0	0
Totals	4/4	2-2	23	0.0	0	0	0

Jovan Haye (DT)

Date	Opp	Res	Tackles	Sk	Int	FF	FR
10/07/2007	@Ind	L	6	0.0	0	0	0
10/11/2009	Ind	L	1	0.0	0	0	0
Totals	2/2	0-2	7	0.0	0	0	0

William Hayes (DE)

Date	Opp	Res	Tackles	Sk	Int	FF	FR
10/27/2008*	Ind	W	3	0.0	0	0	0
12/28/2008*	@Ind	L	4	0.0	0	0	0
10/11/2009	Ind	L	4	0.0	0	0	0
Totals	3/1	1-2	11	0.0	0	0	0

Rod Hood (CB)

Date	Opp	Res	Tackles	Sk	Int	FF	FR
11/26/2006	@Ind	L	2	0.0	0	0	0
Totals	1/1	0-1	2	0.0	0	0	0

Chris Hope (S)

Date	Opp	Res	Tackles	Sk	Int	FF	FR
10/21/2002*	Ind	W	0	0.0	0	0	0
11/28/2005	@Ind	L	7	0.0	0	0	0
01/15/2006#	@Ind	W	5	0.0	0	0	0
10/08/2006	@Ind	L	7	0.0	1	0	0
12/03/2006	Ind	W	6	0.0	0	0	0
09/16/2007	Ind	L	6	0.0	0	0	0
10/27/2008	Ind	W	4	0.0	2	0	0
12/28/2008	@Ind	L	0	0.0	0	0	0
10/11/2009	Ind	L	2	0.0	0	0	0
Totals	9/8	4-5	37	0.0	3	0	0

TITANS INDIVIDUAL CAREER STATS VS. THE COLTS: DEFENSE

Jason Jones (DT)

Date	Opp	Res	Tackles	Sk	Int	FF	FR
10/27/2008*	Ind	W	2	0.0	0	0	0
12/28/2008	@Ind	L	2	0.0	0	0	0
Totals	2/1	1-1	4	0.0	0	0	0

Jevon Kearse (DE)

Date	Opp	Res	Tackles	Sk	Int	FF	FR
01/16/2000#	@Ind	W	3	0.0	0	0	0
09/14/2003	@Ind	L	10	0.5	0	0	0
12/07/2003	Ind	L	3	0.0	0	0	0
10/27/2008	Ind	W	3	0.0	0	0	0
12/28/2008	@Ind	L	0	0.0	0	0	0
Totals	5/5	2-3	19	0.5	0	0	0

David Thornton (LB)

Date	Opp	Res	Tackles	Sk	Int	FF	FR
10/08/2006	@Ind	L	14	0.0	0	1	0
12/03/2006	Ind	W	15	0.0	0	0	0
09/16/2007	Ind	L	10	0.0	0	0	0
12/30/2007	@Ind	W	9	0.0	0	0	1
10/27/2008	Ind	W	10	0.0	0	0	0
10/11/2009	Ind	L	8	0.0	0	0	0
Totals	6/6	3-3	66	0.0	0	1	1

Stephen Tulloch (LB)

Date	Opp	Res	Tackles	Sk	Int	FF	FR
10/08/2006*	@Ind	L	0	0.0	0	0	0
12/03/2006*	Ind	W	1	0.0	0	0	0
09/16/2007*	Ind	L	0	0.0	0	0	0
12/30/2007	@Ind	W	6	0.0	0	0	0
10/27/2008	Ind	W	5	0.0	0	0	0
12/28/2008	@Ind	L	9	0.0	0	0	0
10/11/2009	Ind	L	12	0.0	0	0	0
Totals	7/4	3-4	33	0.0	0	0	0

Kyle Vanden Bosch (DE)

Date	Opp	Res	Tackles	Sk	Int	FF	FR
10/02/2005	Ind	L	6	0.0	0	0	0
12/04/2005	@Ind	L	6	0.0	0	0	0
10/08/2006	@Ind	L	4	0.0	0	0	0
12/03/2006	Ind	W	8	0.0	0	0	0
09/16/2007	Ind	L	10	1.0	0	0	0
12/30/2007	@Ind	W	2	0.0	0	0	0
10/11/2009	Ind	L	7	0.0	0	0	0
Totals	7/7	2-5	43	1.0	0	0	0

Kevin Vickerson (DT)

Date	Opp	Res	Tackles	Sk	Int	FF	FR
10/11/2009*	Ind	L	3	0.0	0	0	0
Totals	1/0	0-1	3	0.0	0	0	0

* Played but did not start
Playoff game

THIS WEEK'S NFL SCHEDULE

Thursday, Dec. 3

NY Jets at Buffalo, NFLN

Sunday, Dec. 6**Noon CT Kickoff**

Houston at Jacksonville, CBS

Tennessee at Indianapolis, CBS

Denver at Kansas City, CBS

New England at Miami, CBS

Oakland at Pittsburgh, CBS

Philadelphia at Atlanta, FOX

St. Louis at Chicago, FOX

Detroit at Cincinnati, FOX

New Orleans at Washington, FOX

Tampa Bay at Carolina, FOX

3:05/3:15 CT Kickoff

San Diego at Cleveland, CBS

Dallas at NY Giants, FOX

San Francisco at Seattle, FOX

7:20 CT Kickoff

Minnesota at Arizona, NBC

Monday, Dec. 7

Baltimore at Green Bay, ESPN



Rob Bironas booted a 60-yard field goal to defeat the Colts in 2006.

PROBABLE TITANS LINEUP

OFFENSIVE STARTERS

- WR** 85-Nate Washington (6-1, 185, 5th Year, Tiffin) - Washington was signed from the Pittsburgh Steelers as an unrestricted free agent during the 2009 offseason. In 2008, Washington totaled 40 receptions for 631 yards (15.8 avg.) and three touchdowns for the Steelers.
2009 Receiving Stats: 29 Rec, 317 Yds, 5 TD
- LT** 71-Michael Roos (6-7, 315, 5th Year, Eastern Washington) - Roos, a first-time Pro Bowler in 2008, has started every game in his career, including every game at left tackle since the start of 2006.
- LG** 54-Eugene Amano (6-3, 310, 6th Year, SE Missouri St.) - Amano completed his first full season as a starter in 2008 after serving as a back-up at all three interior line positions in his first four seasons.
- C** 68-Kevin Mawae (6-4, 289, 16th Year, LSU) - Named to his seventh Pro Bowl in 2008, Mawae has started all but three regular season games at center since joining the club in 2006. He has started more games than any other current NFL offensive lineman.
- RG** 73-Jake Scott (6-5, 295, 6th Year, Idaho) - The 2008 unrestricted free agent addition started his final 55 games in Indianapolis and every game since arriving in Tennessee.
- RT** 76-David Stewart (6-7, 318, 5th Year, Mississippi St.) - "Big Country" moved into the lineup at right tackle during the 2006 season and had not missed a start since then until being out with a hamstring injury on Nov. 8 at San Francisco.
- TE** 80-Bo Scaife (6-3, 249, 5th Year, Texas) - In 2008, Scaife led all Titans tight ends in receiving for the third consecutive season and set career highs with 58 catches and 561 yards.
2009 Receiving Stats: 29 Rec, 287 Yds
- WR** 18-Kenny Britt (6-3, 218, Rookie, Rutgers) - The team's first-round draft pick set a Big East record with 3,043 receiving yards on 178 receptions during his three-year college career.
2009 Receiving Stats: 33 Rec, 521 Yds, 2 TDs
- QB** 10-Vince Young (6-5, 233, 4th Year, Texas) - Young, the third overall draft selection in 2006 and the subsequent Offensive Rookie of the Year, won 18 of 29 starts in his first three NFL seasons. He played in a back-up role after suffering an injury in Week 1 of the 2008 campaign.
2009 Passing Stats: 132 Att, 83 Cmp, 1,010 Yds, 4 TD, 2 Int, 90.1 Rtg
2009 Rushing Stats: 40 Att, 159 Yds, 4.0 Avg, 1 TD
- FB** 45-Ahmad Hall (5-11, 242, 4th Year, Texas) - The former U.S. Marine and undrafted rookie from Texas has been the team's starter at fullback since 2006. **2009 Stats:** 8 Rec, 54 Yds
- RB** 28-Chris Johnson (5-11, 200, 2nd Year, East Carolina) - The team's first-round draft choice in 2008 was named to the Pro Bowl after ranking third in the AFC (eighth in NFL) with 1,228 rushing yards. His 4.9-yard average ranked third in the NFL among players with 200 carries.
2009 Rushing Stats: 217 Att, 1,396 Yds, 6.4 avg, 9 TD
2009 Receiving Stats: 33 Rec, 294 Yds, 1 TD

KEY OFFENSIVE RESERVES

- WR** 12-Justin Gage (6-4, 212, 7th Year, Missouri) - The former Chicago Bear led the team in receiving yards in each of his first two seasons in Tennessee. In 2008, he led the AFC (third in NFL) with a 19.1-yard average and led the Titans with a team-high six touchdown receptions. He was out the last three weeks with a back injury.
2009 Receiving Stats: 22 Rec, 302 Yds, 1 TD
- TE** 83-Alge Crumpler (6-2, 262, 9th Year, North Carolina) - The four-time Pro Bowler signed as a free agent from the Falcons in 2008 and then registered 24 receptions for 257 yards and one touchdown.
2009 Receiving Stats: 21 Rec, 167 Yds
- RB** 25-LenDale White (6-1, 235, 4th Year, USC) - In 2008, White recorded 200 carries for 773 yards and tied for third in the NFL with 15 rushing touchdowns.
2009 Rushing Stats: 61 Att, 208 Yds, 2 TD

SPECIALISTS

- K** 2-Rob Bironas (6-0, 215, 5th Year, Ga. Southern/Auburn) - The 2007 Pro Bowl kicker made 29 of 33 field goal attempts in 2008 and tied for second in the AFC with 127 points.
2009 Kicking Stats: 18/22 FGs, 23/23 PATs, 77 Pts
- P** 6-Brett Kern (6-2, 215, 2nd Year, Toledo) - Kern was claimed off waivers from the Broncos on Oct. 27. He averaged 46.7 yards per punt as a rookie in 2008.
2009 Punting Stats: 47 Punts, 45.4 Avg, 37.2 Net

DEFENSIVE STARTERS

- LDE** 95-William Hayes (6-3, 272, 2nd Year, Winston-Salem St.) - The 2008 fourth-round pick played in eight games and notched one sack as a rookie.
2009 Stats: 58 Tackles, 4.0 Sacks, 16 QBPs, 3 TFL, 2 FF
- LDT** 75-Jovan Haye (6-2, 285, 5th Year, Vanderbilt) - Haye was added to the roster during the 2009 offseason after spending the previous three years with the Tampa Bay Buccaneers.
2009 Stats: 39 Tackles, 0.5 Sacks, 6 QBP, 1 TFL
- RDT** 97-Tony Brown (6-3, 290, 5th Year, Memphis) - Brown completed his second full regular season with the Titans in 2008 and led the team in quarterback pressures (24) and tackles for loss (10).
2009 Stats: 49 Tackles, 4.0 Sacks, 21 QBP, 2 TFL, 2 FF
- RE** 93-Kyle Vanden Bosch (6-4, 278, 9th Year, Nebraska) - The team's ninth all-time leading sacker and two-time Pro Bowler (2005, 2007) posted 46 tackles and 4.5 sacks in 10 games in 2008.
2009 Stats: 67 Tackles, 3 Sacks, 13 QBPs, 2 TFL, 1 FF
- LLB** 50-David Thornton (6-2, 225, 8th Year, North Carolina) - In 2008, his third season in Tennessee after four years in Indianapolis, Thornton tied for third on the squad with 93 tackles.
2009 Stats: 45 Tackles, 1 Sack, 3 TFL, 1 FF
- MLB** 55-Stephen Tulloch (5-11, 235, 4th Year, N.C. State) - Tulloch, a former fourth-round draft choice, was a regular starter for the first time in 2008 and finished second on the team with 98 tackles.
2009 Stats: 89 Tackles, 2 Sacks, 4 TFL, 1 PD, 1 FR
- RLB** 53-Keith Bulluck (6-3, 235, 10th Year, Syracuse) - The team's third all-time leading tackler recorded his seventh consecutive 100-tackle season in 2008, leading the team with 120 tackles.
2009 Stats: 96 Tackles, 2 TFL, 1 INT, 5 PD, 1 FR
- LCB** 20-Nick Harper (5-10, 182, 9th Year, Fort Valley St.) - Harper is in his third season with the Titans since joining the club as an unrestricted free agent from Indianapolis. He recorded two interceptions in 2008.
2009 Stats: 50 Tackles, 1 QBP, 3 PD
- RCB** 31-Cortland Finnegan (5-10, 188, 4th Year, Samford) - Finnegan was named to his first Pro Bowl in 2008 after tying for fourth in the AFC with five interceptions and recording a team-high 20 passes defensed.
2009 Stats: 53 Tackles, 3 Int, 7 PD
- SS** 24-Chris Hope (6-0, 208, 8th Year, Florida St.) - In 2008, Hope's third season with the club after spending four years in Pittsburgh, he was named to his first Pro Bowl after totaling four interceptions.
2009 Stats: 66 Tackles, 1 Sack, 1 QBP, 2 INT, 5 PD
- FS** 33-Michael Griffin (6-0, 202, 3rd Year, Texas) - In 2008, the former first-round pick earned a Pro Bowl invitation after tying for second in the NFL with seven interceptions.
2009 Stats: 67 Tackles, 1 QBP, 1 TFL, 3 PD, 2 FF, 1 FR

KEY DEFENSIVE RESERVES

- DE** 98-Dave Ball (6-5, 277, 5th Year, UCLA) - Ball played his first season with the Titans in 2008 after receiving previous playing experience with the Jets and Chargers. He tied for fourth on the team with 4.5 sacks.
2009 Stats: 18 Tackles, 2 QBPs, 1 PD
- DE** 78-Jacob Ford (6-4, 256, 3rd Year, Central Arkansas) - The former sixth-round pick ranked sixth among AFC defensive ends with seven sacks in 2008.
2009 Stats: 28 Tackles, 3.5 Sacks, 8 QBPs, 2 TFL, 1 FF
- DB** 22-Vincent Fuller (6-1, 190, 5th Year, Virginia Tech) - The former fourth-round pick has served fulltime as the team's nickel defensive back since 2007.
2009 Stats: 15 Tackles, 1 Sack, 1 QBP, 1 TFL, 2 Int, 3 PD
- DT** 91-Jason Jones (6-5, 280, 2nd Year, Eastern Michigan) - The 2008 second-round pick ranked fourth in the NFL among defensive tackles and first among rookie defensive linemen in 2008 with five sacks.
2009 Stats: 21 Tackles, 4.0 Sacks, 7 QBPs, 2 TFL, 5 PD
- DE** 90-Jevon Kearse (6-4, 265, 11th Year, Florida) - The team's seventh all-time leading sacker is in his seventh season in a Titans uniform. In 2008, his statistics included 48 tackles and 3.5 sacks.
2009 Stats: 10 Tackles, 1.0 Sacks, 3 QBPs, 1 FR
- DT** 96-Kevin Vickerson (6-5, 305, 4th Year, Michigan State) - Vickerson completed his first full season with the Titans in 2008 and posted 23 tackles and 1.5 sacks.
2009 Stats: 33 Tackles, 5 QBPs, 1 TFL, 3 PD

LAST WEEK vs. ARIZONA CARDINALS

Arizona Cardinals 17 at Tennessee Titans 20
 Sunday, Nov. 29, 2009
 LP Field, Nashville, Tenn.

	1	2	3	4	Final
Arizona Cardinals	0	3	7	7	17
Tennessee Titans	3	3	7	7	20

The Titans used a 99-yard touchdown drive in the game's final minutes to defeat the Arizona Cardinals 20-17 at LP Field.

Trailing 17-13, the Titans took over on their own one-yard line with 2:37 on the clock in the fourth quarter. Quarterback **Vince Young** directed the team down the field, completing nine of 16 pass attempts for 94 yards and rushing for an additional six yards on the drive. The longest play of the series was a 19-yard completion to tight end **Bo Scaife** on a pass that was tipped by the Cardinals at the line of scrimmage.

In addition to one third down conversion, the Titans converted three fourth downs on the drive. **Kenny Britt** (10-yard reception) and **Lavelle Hawkins** (13-yard reception) converted the first two fourth down attempts. With six seconds on the clock, the Titans faced a fourth-and-goal from the 10-yard line. Young then found Britt in the back of the end zone for the game-winning score as time expired.

The Titans held the lead for most of the game and got on the scoreboard first. After a three-and-out by the Cardinals on their initial drive, the Titans moved into scoring territory thanks to a 29-yard pass from **Vince Young** to **Nate Washington**. **Rob Bironas** then completed the drive with a 52-yard field goal. That would be the only score of the first quarter.

The Titans' second drive used almost half of the first quarter and lasted into the second quarter. Bironas capped the 89-yard drive with a 24-yard field goal nearly nine minutes (8:55) after the drive began.

With 1:55 on the clock in the second quarter, Arizona's **Neil Rackers** cut the lead in half with a 41-yard field goal. A late charge by the Titans at the end of the half ended when Young was sacked on the Arizona 19-yard line.

The teams exchanged punts to begin the third quarter. Then, on second-and-10 from the Tennessee 15-yard line, Titans running back **Chris**



Kenny Britt caught the game-winning touchdown pass against the Cardinals.

Johnson took a handoff and raced 85 yards for a touchdown.

However, on the ensuing kickoff, **LaRod Stephens-Howling** scored on a 98-yard return, quickly cutting the Titans' lead to 13-10.

With 12:20 on the clock in the fourth quarter, the Cardinals took their first lead of the game when **Tim Hightower** crossed the goal line on a six-yard touchdown run.

With less than five minutes remaining in the game, Young and receiver **Kenny Britt** connected on a 51-yard pass. However, at the conclusion of the play, Arizona cornerback **Dominique Rodgers-Cromartie** forced a fumble, and **Bryant McFadden** recovered the ball for the Cardinals.

The Titans defense forced a three-and-out, but a 64-yard punt by **Ben Graham** pinned the Titans at the one-yard line, setting the stage for the dramatic game-winning surge.

The Titans' total of 532 net yards included 154 rushing yards by Johnson, 387 passing yards by Young and 128 receiving yards by Britt.

NOTES FROM LAST WEEK'S GAME

REVERSAL: With their fifth straight win, the Titans extended their record for most consecutive wins in a season after starting a campaign 0-6.

SUCCESS VERSUS NFC: The Titans recorded their seventh consecutive win against the NFC, a streak that started against the Carolina Panthers on Nov. 4, 2007. The Titans own the second-best interconference record (New England Patriots) since the start of 2006, when the current interconference "cycle" began (four-year period playing every team from the opposite conference).

BIRONAS AGAIN HITS FROM 50-PLUS: For the fourth time in three weeks, **Rob Bironas** made a field goal from beyond 50 yards. His 52-yard kick gave the Titans a 3-0 lead in the first quarter. Bironas previously hit from 51 yards against Buffalo (11/15) and from 50 and 53 yards at Houston (11/23).

LONG SCORING DRIVE IN FIRST HALF: The Titans began their second drive on their own five-yard line with 7:23 remaining in the first quarter. The drive ended with 13:28 on the clock in the second quarter after a 24-yard field goal by **Rob Bironas**. In terms of time of possession, it was Tennessee's longest scoring drive of the season, bettering a seven-minute, 23-second series at Jacksonville on Oct. 4.

WASHINGTON HITS 2,000 CAREER YARDS: With a 35-yard reception in the second quarter, **Nate Washington** went over 2,000 career receiving yards.

THREE POINTS ALLOWED IN FIRST HALF: The Titans defense allowed only three points against the Cardinals in the first half, the defense's lowest first-half total of the season. Also at halftime, the Titans were winning time of possession 17:02 to 12:58, and they outgained the Cardinals 211 yards to 121 yards.

JOHNSON MOVES UP FRANCHISE RUSHING LIST: Also in the third quarter, **Chris Johnson** moved up the franchise list for most rushing yards in a

season. He passed **Eddie George's** 1998 total (1,294 yards) for 10th place, **Earl Campbell's** 1983 total (1,301) for ninth place and George's 1999 total (1,304) for eighth place. Later in the game, he vaulted into seventh place (1,368 by George in 1996) and then to sixth place (1,376 by Campbell in 1981). Johnson's season totals include 217 carries for 1,396 yards (6.4 avg.).

VANDEN BOSCH RECORDS SACK AGAINST FORMER TEAM: Former Cardinals defensive end **Kyle Vanden Bosch** recorded a three-yard sack to end an Arizona drive in the third quarter, taking down **Matt Leinart** on third down. Vanden Bosch played for the Cardinals from 2001 to 2004 before coming to Tennessee as a free agent in 2005.

JOHNSON STRIKES AGAIN FROM LONG RANGE: **Chris Johnson** put the Titans up 13-3 in the third quarter with an 85-yard touchdown run, his third run of the season of 80-plus yards. The last player with three or more 80-plus yard rushes in one season was **Barry Sanders** (three) in 1997. Johnson's 85-yarder gave him three of the four longest rushes from scrimmage in franchise history (91, 89 and 85 yards), all recorded this season. No other player in NFL history has had three touchdown runs of 85-plus yards in his career.

JOHNSON'S 100-YARD & 125-YARD MILESTONES: **Chris Johnson** finished with 154 yards in the game, his 11th career 100-yard rushing game and his sixth consecutive 100-yard game. He became the only franchise player besides **Earl Campbell** (seven consecutive games in 1979 and six consecutive games in 1980) to rush for 100 yards in six straight contests. Also, Johnson became the third player in NFL history with six consecutive games rushing for 125 or more yards, joining **Earl Campbell** (1980) and **Eric Dickerson** (1984) as the only players to accomplish the feat. However, Johnson is the only player in league annals to have six consecutive 125-yard performances while averaging 5.0 yards per carry in each of the contests. **Jim Brown** accomplished the feat in five consecutive games.

NOTES FROM LAST WEEK (CONTINUED)

JOHNSON SETS ONE-MONTH RUSHING RECORD: With a four-yard carry in the fourth quarter, **Chris Johnson** passed **Ricky Williams** to record the most rushing yards in any single month since 1970. Williams set the record with 797 yards in December 2002. In five November games this year, Johnson had 800 total rushing yards, including 154 against the Cardinals. Johnson began the month with a franchise-record 228 yards on the ground against the Jacksonville Jaguars. He followed that performance with 135 yards at San Francisco, 132 yards against Buffalo and 151 yards at Houston.

300/100/100 CLUB: For the first time since Sept. 6, 1992 against the Pittsburgh Steelers, the Titans/Oilers franchise had in the same game a player pass for 300 yards, a player rush for 100 yards and a receiver record 100 yards. The trio to accomplish the feat against the Cardinals was **Vince Young** (387), **Chris Johnson** (154) and **Kenny Britt** (128). **Warren Moon** (330 yards passing), **Lorenzo White** (100 rushing) and **Haywood Jeffires** (117 receiving) were the last to do it.

DRIVE TO REMEMBER: Trailing 17-13 with 2:37 on the clock in the fourth quarter, the Titans took over at their own one-yard line. Eighteen plays later, **Vince Young** found **Kenny Britt** in the end zone for the game-winning, 10-yard touchdown pass as time expired. The drive included three conversions on fourth down and another third-down conversion. The 18 total plays were the most by the Titans on a scoring drive since putting together an 18-play touchdown drive at the New York Giants on Dec. 1, 2002. For Young, the drive against the Cardinals qualified as his fourth consecutive and ninth career game-winning drive in the fourth quarter or overtime (brought team back from tie or deficit in fourth quarter or overtime). Against the Cardinals, Young completed nine of 16 passes for 94 yards on the final drive. Young, whose regular season record as a starting quarterback is 23-11, has won nine consecutive regular season starts dating back to 2007.

YOUNG SETS CAREER HIGHS: In addition to being credited with a game-winning drive, **Vince Young** set career highs in passing attempts (43), completions (27) and passing yards (387). His 387 passing yards were the most by a Titans quarterback since **Billy Volek's** 492 yards at Oakland on Dec. 19, 2004. Young's passer rating of 99.7 against Arizona gave him a 90 or better rating in four of his five starts this season.

TITANS INACTIVES: The Titans' eight inactive players against the Cardinals included running backs **LenDale White** and **Alvin Pearman**, wide receiver **Justin Gage**, tackle **Troy Kropog**, cornerback **Rod Hood**, defensive end **Dave Ball** and defensive tackles **Jason Jones** and **Sen'Derrick Marks**.

OFFENSE PRODUCES TEAM'S FIFTH-BEST TOTAL SINCE MERGER: The Titans' 532 total yards against the Cardinals was their highest output since a 542-yard performance against Kansas City on Dec. 13, 2004. The yardage against Arizona qualified as the fifth-best total for the franchise since the 1970 AFL-NFL merger.

ROOKIE BRITT OVER 100, TAKES TEAM LEAD: With a 51-yard catch in the fourth quarter, rookie wide receiver **Kenny Britt** went over 100 yards receiving for the second time in his career. The first-round pick from Rutgers later made the game-winning 10-yard reception as time expired, giving him a team-high seven receptions and 128 receiving yards in the game. Britt is now tied with **Chris Johnson** for the team lead with 33 receptions and leads the squad with 521 receiving yards in 2009.



Bo Scaife recorded a key 19-yard reception on the game's final drive.

99-YARD DRIVE VS. ARIZONA

Last week the Titans trailed the Cardinals 17-13 after Cardinals running back **Tim Hightower** scored on a six-yard run with 12:20 remaining in the the fourth quarter. The Titans would not regain the lead until there was no time left on the clock.

After taking possession at their one-yard line with 2:37 remaining, quarterback **Vince Young** led the Titans on an 18-play, 99-yard drive that ended with touchdown pass to rookie wide receiver **Kenny Britt**.

On the drive, the Titans converted one third down and three fourth downs against a Cardinals defense that entered the contest first in the league in opponents' third down percentage.

It was the ninth time in Young's career in which he led his team on a game-winning drive when his team trailed or was tied in the fourth quarter.

Play-by-play of Tennessee's game-winning drive vs. Arizona:

Dwn-Dist-Yd (Time Remaining) Play

1-10-TEN 1 (2:37) V.Young pass short right to K.Britt to TEN 7 for 6 yards (D.Rodgers-Cromartie).

2-4-TEN 7 (2:05) V.Young pass incomplete short right to B.Scaife.

Two-Minute Warning

3-4-TEN 7 (2:00) (Shotgun) V.Young pass incomplete short right to K.Britt (D.Rodgers-Cromartie).

4-4-TEN 7 (1:56) (Shotgun) V.Young pass short left to K.Britt to TEN 17 for 10 yards (B.McFadden). P15

1-10-TEN 17 (1:36) (No Huddle, Shotgun) V.Young pass short middle to B.Scaife to TEN 36 for 19 yards (B.McFadden, A.Wilson). P16

1-10-TEN 36 (1:13) (No Huddle, Shotgun) V.Young pass short left to L.Hawkins pushed ob at TEN 38 for 2 yards (B.McFadden).

2-8-TEN 38 (1:09) (Shotgun) V.Young pass short left to J.Cook ran ob at 50 for 12 yards. P17

1-10-50 (1:03) (Shotgun) V.Young pass incomplete deep left to N.Washington.

2-10-50 (:57) (Shotgun) V.Young scrambles right end pushed ob at ARZ 44 for 6 yards (M.Adams).

3-4-ARZ 44 (:48) (Shotgun) V.Young pass incomplete short right to B.Scaife [D.Dockett].

4-4-ARZ 44 (:43) (Shotgun) V.Young pass short left to L.Hawkins pushed ob at ARZ 31 for 13 yards (M.Adams). P18

1-10-ARZ 31 (:37) (Shotgun) V.Young pass short left to B.Scaife ran ob at ARZ 26 for 5 yards.

2-5-ARZ 26 (:33) (Shotgun) V.Young pass incomplete deep left to N.Washington.

3-5-ARZ 26 (:28) (Shotgun) V.Young pass short middle to J.Cook pushed ob at ARZ 9 for 17 yards (R.Brown). P19

Timeout #1 by ARZ at 00:21.

1-9-ARZ 9 (:21) (Shotgun) V.Young pass incomplete short middle to B.Scaife.

2-9-ARZ 9 (:17) (Shotgun) V.Young sacked at ARZ 10 for -1 yards (sack split by C.Campbell and C.Haggans).

Timeout #2 by TEN at 00:11.

3-10-ARZ 10 (:11) (Shotgun) V.Young pass incomplete short middle to N.Washington.

Timeout #3 by TEN at 00:06.

Timeout #2 by ARZ at 00:06.

4-10-ARZ 10 (:06) (Shotgun) V.Young pass short middle to K.Britt for 10 yards, TOUCHDOWN.

R.Bironas extra point is GOOD, Center-K.Amato, Holder-B.Kern.

ARI 17 TEN 20, 18 plays, 99 yards, 0 penalties, 2:37 drive, 0:00 elapsed

ADAMS' TEAM FIFTH IN PLAYOFF APPEARANCES

Entering his 50th year as Founder, Owner, Chairman of the Board, President and CEO of the Titans/Oilers franchise, **K.S. "Bud" Adams, Jr.** is an enduring figure in the NFL.

Since relocating the then-Houston Oilers to Nashville in 1997, the club has earned six playoff appearances, including an AFC Championship (1999), an AFC Central title (2000), two AFC South titles (2002 & 2008), an additional AFC Championship appearance (2002) and Wild Card teams in 2003 and 2007.

Adams is one of only four current NFL owners to reach the 350-win plateau, joining **Ralph Wilson** (Buffalo), **Dan Rooney** (Pittsburgh) and **Al Davis** (Oakland/Los Angeles).

Consistently fielding winning teams, the franchise has earned 21 playoff appearances in 49 previous seasons, a total that is tied for fifth place among NFL teams since 1960.

Adams is a member of the Sports Hall of Fame in two different states. He was inducted into the Tennessee sports Hall of Fame in February 2006 and was voted into the Texas Sports Hall of Fame in August 2009.



K.S. "Bud" Adams, Jr.

GENERAL MANAGER MIKE REINFELDT

Mike Reinfeldt is entering his 30th season in the NFL, his third as executive vice president/general manager and 11th with the Oilers/Titans franchise. Reinfeldt's first tenure with the team was from 1976-83 as an All-Pro safety. He re-joined the franchise in 2007 after spending seven years with the Seattle Seahawks.

In his 17 years as an NFL executive with Tennessee, Seattle and Green Bay, including 2008, his teams have won a combined seven division titles, made 12 playoff appearances, four NFC Championship game appearances, three Super Bowl appearances, captured one world title (1996) and amassed 14 winning seasons.

Reinfeldt has presided over three offseasons in his current role, adding vital young contributors to the roster. The 28 players the Titans have drafted in his tenure include two first-round picks that were selected for the Pro Bowl in 2008: safety **Michael Griffin** and running back **Chris Johnson**. In 2009, Reinfeldt and the Titans selected Rutgers wide receiver **Kenny Britt** in the first round.

In Reinfeldt's first two years of free agency with the Titans (2007-08), key players added to the roster included cornerback **Nick Harper**, wide receiver **Justin Gage** and guard **Jake Scott**. In 2009, the Titans have added several new names -- wide receiver **Nate Washington** and defensive tackle **Jovan Haye**.

Reinfeldt also has worked to retain several key players through contract extensions. Since the start of the 2008 offseason, nine starters have signed new, multi-year deals: Gage, fullback **Ahmad Hall**, defensive tackle **Tony Brown**, guard **Eugene Amano**, cornerback **Cortland Finnegan**, bookend offensive tackles **Michael Roos** and **David Stewart**, quarterback **Kerry Collins** and nickel defensive back **Vincent Fuller**.

Additionally, Reinfeldt helped bring aboard new members of the team's administration upon his arrival, including Senior Director of Football Administration **Vincent Marino** and Director of Pro Personnel **Lake Dawson**. Each has made significant contributions to the team since arriving in 2007.

In Seattle, Reinfeldt last held the title of Vice President of Football Administration and was responsible for player contract negotiations, salary cap management, player evaluations and numerous aspects of the day-to-day football operations.

In eight seasons with the Packers, he served a number of roles, including Chief Financial Officer for three years (1991-93) and VP of Administration from 1994-98.

Before joining the Packers in 1991, Reinfeldt spent three years (1988-90) at the University of Southern California as the associate athletic director and spent another three years (1985-88) with the L.A. Raiders as CFO.

A former safety for the Oilers franchise from 1976-83, Reinfeldt earned Pro Bowl and All-Pro honors in 1979. He ranks seventh on the club's career interception list with 26 and matched the team record for interceptions in a season with 12 in 1979. An undrafted free agent out of the University of Wisconsin-Milwaukee, he originally signed with the Oakland Raiders and played in two games before being released and signed by the Oilers.

GM Mike Reinfeldt's background:

Years	Team	Position
2007-09	Tennessee	Executive VP/General Manager
2005-06	Seattle	Vice President of Football Operations
1999-03	Seattle	Senior Vice President
1994-98	Green Bay	Vice President of Administration
1991-93	Green Bay	Chief Financial Officer
1988-90	USC	Associate Athletic Director
1985-87	L.A. Raiders	Chief Financial Officer
1976-83	Hou. Oilers	Safety
1975-76	Oak. Raiders	Safety

Most AFL/NFL playoff appearances since the Oilers' 1960 inaugural season:

Team	1960-2008 Appearances	Current Majority Owner
1. Dallas Cowboys	29	Jerry Jones
2. Pittsburgh Steelers	25	Dan Rooney
Minnesota Vikings	25	Zygi Wilf
4. Miami Dolphins	22	Stephen Ross
5. Tennessee Titans	21	K.S. "Bud" Adams, Jr.
San Francisco 49ers	21	Denise DeBartolo York/John York
St. Louis Rams	21	Dale "Chip" Rosenbloom
Oakland Raiders	21	Al Davis

All-time playoff appearances by the Oilers/Titans: 1960, 1961, 1962, 1967, 1969, 1978, 1979, 1980, 1987, 1988, 1989, 1990, 1991, 1992, 1993, 1999, 2000, 2002, 2003, 2007, 2008

All-time division titles by the Oilers/Titans: 1960, 1961, 1962, 1967, 1991, 1993, 2000, 2002, 2008



This logo commemorates the 50th season of the Oilers/Titans

TITANS/OILERS ALL-TIME RECORD

	W	L	T
Regular Season:	368	377	6
Home	213	160	2
Road	155	217	4
As Titans (1999-present)	101	70	0
As Oilers (1960-98)	267	307	6
Postseason:	14	19	0
Home	6	5	0
Road	8	13	0
Super Bowl (XXXIV)	0	1	0

TEAM CELEBRATES 50th SEASON

The Titans are celebrating the 50th season in team history in 2009, coinciding with the 50th anniversary of the formation of the American Football League.

In 1959, after failing to acquire NFL franchises through expansion or purchase, **Lamar Hunt** and **K.S. "Bud" Adams, Jr.** resolved to form a new, competing professional football league. Hunt and Adams recruited other owners, who like themselves were looking to enter the world of football ownership but had been rebuffed.

The eight original teams, whose owners would later be dubbed the "Foolish Club" for taking on the NFL, were: the Houston Oilers (later to be known as the Tennessee Titans), Dallas Texans (Kansas City Chiefs), Denver Broncos, New York Titans (New York Jets), Los Angeles Chargers (San Diego Chargers), Buffalo Bills, Boston Patriots (New England Patriots) and Oakland Raiders. Oakland received a franchise after Minnesota, initially in the AFL group, was awarded an NFL expansion team.

The AFL played its first games in 1960, and Adams' Oilers went on to win the first two AFL Championships. The Cincinnati Bengals and Miami Dolphins were added to the league later in the decade, and in 1970, the AFL and NFL were officially merged, becoming the American Football Conference and the National Football Conference.

The Titans will celebrate their 50th year in a number of avenues, including a special logo to commemorate the season. The logo will be used throughout the year and integrated into a number of platforms on and off the field. Additionally, the NFL has also scheduled "Legacy Games" in which the original AFL teams will play each other in special throwback uniforms. The Titans will play four Legacy Games: Aug. 9 vs. Buffalo (preseason Hall of Fame Game in Canton, Ohio), Sept. 27 at the New York Jets, Oct. 18 at New England and Nov. 15 vs. Buffalo.

Among many other elements of the celebration are heritage boards installed at LP Field which illustrate many of the Oiler marks and logos, including the original "Roughneck" from 1960. The heritage boards are located at the main entrances on the east and west sides of LP Field.

Historic dates in the founding of the Houston Oilers and formation of the American Football League:

- Aug. 3, 1959: K.S. "Bud" Adams, Jr. announces Houston's entry into the American Football League.
- Aug. 15, 1959: The AFL is formally organized with six cities: Los Angeles, New York, Denver, Dallas, Houston and Minneapolis-St Paul (Minneapolis-St. Paul later replaced by Oakland). Buffalo and Boston are added as the seventh and eighth teams later in 1959.
- Oct. 31, 1959: Adams names the team the "Oilers" for "sentimental and social reasons."
- Nov. 22, 1959: In the first AFL player draft, which lasts 33 rounds, the Oilers select Heisman Trophy winner Billy Cannon of LSU.
- Sept. 11, 1960: The Oilers defeat the Oakland Raiders 37-22 in their first regular season game.
- Jan. 1, 1961: The Oilers win the first AFL Championship by defeating the Los Angeles Chargers 24-16.

MOST PLAYOFF SEASONS IN 10 YEARS

Since the start of the 1999 season, the Titans have won three division titles (2000, 2002 and 2008) and have appeared in the playoffs three times as a Wild Card.

Only two teams -- the Indianapolis Colts (nine) and Philadelphia Eagles (seven) -- have appeared in the postseason more times than the Titans in that time span. The Titans are tied for third with the New York Giants, New England Patriots, Pittsburgh Steelers, Seattle Seahawks and Tampa Bay Buccaneers.

Most playoff seasons from 1999 through 2008:

Team	Total Seasons
1. Indianapolis	9 1999, 2000, 2002, 2003, 2004, 2005, 2006, 2007, 2008
2. Philadelphia	7 2000, 2001, 2002, 2003, 2004, 2006, 2008
3. Tennessee	6 1999, 2000, 2002, 2003, 2007, 2008
N.Y. Giants	6 2000, 2002, 2005, 2006, 2007, 2008
New England	6 2001, 2003, 2004, 2005, 2006, 2007
Pittsburgh	6 2001, 2002, 2004, 2005, 2007, 2008
Seattle	6 1999, 2003, 2004, 2005, 2006, 2007
Tampa Bay	6 1999, 2000, 2001, 2002, 2005, 2007
9. Baltimore	5 2000, 2001, 2003, 2006, 2008
Green Bay	5 2001, 2002, 2003, 2004, 2007
St. Louis	5 1999, 2000, 2001, 2003, 2004

TITANS HONOR McNAIR WITH HELMET STICKER

On Aug. 6, the Titans announced that they will wear a "9" helmet sticker during the 2009 season to honor late quarterback **Steve McNair**. The sticker will appear on the back of the helmet and will remain in place throughout the entire 2009 season.

"Through many internal discussions, we felt this was an appropriate way to honor Steve McNair and the contributions he made to our franchise," said Titans owner **K.S. "Bud" Adams, Jr.** "We have other things planned for our fans to honor him and the McNair family, and we take some solace in the fact that we were able to induct him into our Ring of Honor last season, while he was with us."

McNair played 11 seasons (1995-05) for the Titans/Oilers after being selected with the third overall selection in the 1995 NFL Draft. During his career, he led the franchise to more wins (76) than any other quarterback in club history, earned three Pro Bowl selections and was named the NFL Co-MVP following the 2003 season. He became only the second player in franchise history to win NFL MVP honors, joining **Earl Campbell** (1979). He also became the only quarterback in club history to lead the Titans/Oilers to a Super Bowl (XXXIV) by capturing the AFC Championship in 1999.

McNair's 27,141 passing yards in a Titans uniform rank second in club annals behind **Warren Moon** (33,685). He is the team's all-time leader in completion percentage (59.5%) and ranks second in completions (2,305), second in attempts (3,871) and third in touchdowns (156). In 2002, he completed a string of 23 games in which he passed for at least one touchdown (10/14/01-11/17/02), breaking Moon's mark of 21 games.

McNair also brought a running dimension to the team, becoming one of only three players in NFL history (**Fran Tarkenton** and **Steve Young**) to pass for 30,000 yards and rush for 3,500 yards. He also ranks fifth in franchise history in rushing with 3,439 yards.

McNair was shot and killed on July 4.



NEXT WEEK: THE ST. LOUIS RAMS

St. Louis Rams at Tennessee Titans
Sunday, Dec. 13, 2009 (3:05 CST)
LP Field, Nashville, Tenn.
TV: FOX

Next week the Titans begin a three-game home stretch as they welcome the St. Louis Rams to LP Field.

The Titans and Rams will square off for only the second time since they met in Super Bowl XXXIV at the conclusion of the 1999 season, and the trip for the Rams will be their second ever in the regular season to Nashville. They visited LP Field during the 1999 regular season (Oct. 31), a game the Titans won 24-21.

The last time the Titans played the Rams was Sept. 25, 2005 at the Edward Jones Dome. In an up-and-down affair, Tennessee initially took a 10-0 lead before the Rams scored 24 consecutive points. Aided by four takeaways by the defense, the Titans battled back to tie the game, but the Rams passing attack, which produced 259 yards and three touchdowns, struck for the final and deciding time in the fourth quarter with a 10-yard touchdown pass from **Marc Bulger** to **Kevin Curtis**. A late rally led by **Steve McNair** was denied by the Rams, and the Titans fell to 1-2 on the season.

This week the Rams, currently 1-10, travel to Chicago to face the Bears. Last week they hosted Seattle and lost by a score of 27-17.

The Titans and Rams tilt will feature two of the NFL's top running backs. Steven Jackson is second in the NFL with 1,120 rushing yards, while the Titans' **Chris Johnson** currently leads the league with 1,396 yards.

After playing the Rams, the Titans will enjoy two more home games against the Miami Dolphins (Dec. 20) and San Diego Chargers (Dec. 25). The regular season concludes with a trip to Seattle (Jan. 3).

TITANS HEAD COACH JEFF FISHER

Jeff Fisher is entering his 15th full season as head coach of the Tennessee Titans and his 10th as Executive Vice President.

Fisher holds the franchise record for wins by a head coach and is the NFL leader in tenure with one team among active coaches. In 2009, he has moved into the top 20 on the NFL's career head coaching wins list, and he is second among active coaches (Belichick).

Fisher was named interim head coach for the last six games of the 1994 season and has been in his current post ever since, leading the team through the transition from its final years in Houston to some of the club's greatest successes in Tennessee. Only nine other head coaches in NFL history have coached one team in more games than Fisher has led the Oilers/Titans.

The Titans recorded a 13-3 regular season record in 2008 for the third time (1999, 2000) under Fisher, matching the best record in team history. The win total helped Fisher vault five spots on the NFL's all-time win list, moving past **Sid Gillman** (123), **George Seifert** (124), **Jim Mora** (125), **Dick Vermeil** (126) and **Mike Ditka** (127) into 22nd place among head coaches.

While becoming the fourth NFL team in the 16-game schedule era (since 1978) to own sole, wire-to-wire possession of first place in a division, the 2008 Titans clinched the AFC South Division Championship. Fisher led the 2008 squad to victories in the first 10 games of the season, a franchise record and only the 11th feat of its kind in the NFL since the 1970 AFL-NFL merger. Dating back to the end of the 2007 schedule, the Titans won a team-record 13 consecutive regular season contests.

With the Titans winning their division in 2008, Fisher has guided the franchise to six playoff appearances (1999, 2000, 2002, 2003, 2007, 2008) within the last 10 seasons (1999-08). Only two teams (Indianapolis and Philadelphia) in that time period had more postseason appearances than the Titans (tied with N.Y. Giants, New England, Pittsburgh, Seattle and Tampa Bay). Fisher's playoff accomplishments include three Division titles (2000, 2002 and 2008), two AFC Championship Games (1999, 2002) and one Super Bowl berth (XXXIV). He presided over the most victorious (56 regular season wins and five postseason wins) and successful five-year period in the franchise's history from 1999 to 2003.

No current NFL head coach has more tenure with his team than Fisher (15-plus seasons), and only the NBA's **Jerry Sloan** (tenure began in 1988-89) and Major League Baseball's **Bobby Cox** (1990) have more tenure among head coaches/managers in the four major U.S. professional team sports.

A native of Woodland Hills, Calif., the former USC and Chicago Bears defensive back became the Titans' 15th head coach on Jan. 5, 1995 following a stint as interim head coach to conclude the 1994 season. His previous coaching jobs included the defensive backs coach for the Philadelphia Eagles (1986-88) and San Francisco 49ers (1992-93) and the defensive coordinator for the Eagles (1988-90), Los Angeles Rams (1991) and Oilers (1994).

JEFF FISHER AT A GLANCE

- **Regular season record:** 133-108 (.552)
- **Postseason record:** 5-6 (.455)
- **Overall record:** 138-114 (.548)
- **At home:** 72-53 (.576)
- **On the road:** 66-61 (.520)
- **At neutral site:** 0-1
- **Years as Titans head coach:** 15* (1995-09)
- **Years as NFL head coach:** 15* (1995-09)



Fisher's Coaching Ledger:

Years	Team	Position
1994-09	Hou. Oilers/Tenn. Titans	Head Coach*
1994	Houston Oilers	Defensive Coordinator*
1992-93	San Francisco 49ers	Defensive Backs Coach
1991	L.A. Rams	Defensive Coordinator
1988-90	Philadelphia Eagles	Defensive Coordinator
1986-88	Philadelphia Eagles	Defensive Backs Coach
1981-85	Chicago Bears	Player (Defensive Back)

* Coached an additional six games as interim head coach in 1994.

Fisher facts:

- At USC, played in the same defensive backfield as future NFL stars **Ronnie Lott**, **Dennis Smith** and **Joey Browner**.
- Was a seventh-round draft pick by the Chicago Bears in 1981.
- In 1985, served in an "unofficial assistant coach" capacity while on injured reserve during the Bears run to Super Bowl XX.
- In 2006, Fisher's Chicago Bears record of 509 punt return yards in a season (1981) was broken by **Devin Hester** (600). Fisher still holds the team record for most punt returns in a season with 58 in 1984.
- In 1988, at the age of 30, became the NFL's youngest defensive coordinator under **Buddy Ryan**.
- Serves as Co-Chairman of the NFL Competition Committee.
- Ran the Country Music Marathon in 2002.
- Fisher is an avid golfer and fisherman.

COLTS HEAD COACH JIM CALDWELL

Jim Caldwell is in his first season as head coach of the Colts. He has served on the Colts staff the past seven years, spending his first three seasons as quarterbacks coach before earning the expanded title of assistant head coach prior to the 2005 season.

Caldwell's leadership has helped the Colts annually have one of the NFL's most prolific offenses. In 2008, Indianapolis ranked 3rd in AFC passing, 5th in the NFL. The club has ranked in the top three in AFC passing offense, and top six in the NFL, for eleven consecutive seasons, including six times as the conference leader.

The Colts extended its NFL mark to six consecutive seasons with 12+ victories, a record previously shared with Dallas (4 seasons, 1992-95). The club also led the NFL with a seventh consecutive playoff appearance, a span that includes Caldwell's tenure in Indianapolis.

Caldwell joined Indianapolis from Tampa Bay, where he served as quarterbacks coach during the 2001 season. At Tampa Bay, Caldwell assisted with an attack that saw wide receiver **Keyshawn Johnson** post a franchise seasonal-best 106 receptions for 1,266 yards, while QB-Brad Johnson set a club seasonal mark with 340 completions.

Caldwell has more than 20 years of collegiate experience. Caldwell spent 1993-2000 as head coach at Wake Forest. In 1999, Caldwell led the school to its first winning season and bowl game since 1992. Wake Forest defeated Arizona State, 23-3, in the Aloha Bowl. During Caldwell's tenure, Wake Forest ranked among the nation's Top 25 teams in passing offense on four different occasions, including 10th in the NCAA in 1995.

Caldwell served as an assistant coach at Southern Illinois (1978-80),

JIM CALDWELL AT A GLANCE

- **Regular season record:** 11-0
- **Postseason record:** 0-0
- **Overall record:** 11-0
- **vs. Titans:** 1-0
- **on the road vs. Titans:** 1-0
- **at home vs. Titans:** 0-0
- **vs. Jeff Fisher:** 1-0
- **Year as Colts head coach:** 1
- **Year as NFL head coach:** 1



Northwestern (1981), Colorado (1982-84), Louisville (1985) and Penn State (1986-92). At Penn State, Caldwell tutored **Kerry Collins**, who went on to win the Davey O'Brien Award as the nation's top college quarterback and the Maxwell Award as the nation's most outstanding player. Caldwell coached in six bowl games and won a national championship with Penn State in 1986.

Caldwell was a four-year starter as a defensive back at Iowa and worked as a graduate assistant for the Hawkeyes in 1977. He holds a bachelor's degree from Iowa.

MOST WINS IN FRANCHISE HISTORY

Jeff Fisher has more than doubled the win total of any previous head coach in franchise history. He passed the second head coach on the list, **Bum Phillips** (59 wins), in 2000.

Most wins by head coaches in Oilers/Titans history (includes postseason):

Coach	Years	W	L	T	Pct.
1. Jeff Fisher	1995-09	138	114	0	.548
2. Bum Phillips	1975-80	59	38	0	.608
3. Jack Pardee	1990-94	44	35	0	.556
4. Wally Lemm	1961, 66-70	38	40	4	.487
5. Jerry Glanville	1985-89	35	35	0	.500

CAREER WINS, ACTIVE COACHES

Jeff Fisher (138 career victories) ranks second among active NFL head coaches in number of career wins, trailing only New England's **Bill Belichick**.

The most total wins (regular and postseason) by active NFL head coaches:

Coach	Seasons	Wins
1. Bill Belichick	15	160*
2. Jeff Fisher	15	138
3. Tom Coughlin	14	129
4. Andy Reid	11	114
5. Norv Turner	12	89

* Does not include Monday night game on Nov. 30

FISHER LEADS IN COACHING TENURE

Jeff Fisher's current tenure as head coach has lasted longer than that of any other active head coach in the NFL. The next closest head coach to Fisher in current tenure is Philadelphia's **Andy Reid** with 11 seasons.

Most consecutive seasons in a current head coaching position:

Coach	Team	Full Seasons
1. Jeff Fisher*	Tennessee	15
2. Andy Reid	Philadelphia	11
3. Bill Belichick	New England	10
4. John Fox	Carolina	8
5. Jack Del Rio	Jacksonville	7
Marvin Lewis	Cincinnati	7
6. Tom Coughlin	N.Y. Giants	6
Lovie Smith	Chicago	6

* Fisher coached an additional six games as interim head coach in 1994.

TENURE IN FOUR MAJOR U.S. SPORTS

Not only is **Jeff Fisher** the most-tenured current NFL head coach, he is among the leaders in all of professional U.S. team sports. Fisher's regime goes back to 1994, trailing only the tenures of two other head coaches/managers in the NFL, the National Basketball Association, Major League Baseball or the National Hockey League. The NBA's **Jerry Sloan** (Utah Jazz) leads the group, followed by MLB's **Bobby Cox** (Atlanta Braves) and Fisher. The longest tenured coach in the NHL is **Lindy Ruff** of the Buffalo Sabres (1998).

Most current consecutive seasons as head coach/manager in the NFL, NBA, MLB or NHL:

Coach/Manager	League	Team	First Season
Jerry Sloan	NBA	Utah Jazz	1988-89
Bobby Cox	MLB	Atlanta Braves	1990
Jeff Fisher	NFL	Tennessee Titans	1994 (interim)

GAMES COACHED WITH ONE TEAM

Jeff Fisher is the active leader and ranks 10th on the list of total games coached with one team in NFL history. On Nov. 15, 2009, he became the 10th coach in NFL history to reach 250 games with one team. Former Pittsburgh Steelers coach **Bill Cowher** is ninth on the list with 261 games.

Most games (regular and postseason) by a head coach with one team in NFL history (active coaches in *italic*):

Coach	Years	Team	Games
1. George Halas	1920-67*	Chicago	506
2. Tom Landry	1960-88	Dallas	454
3. Don Shula	1970-95	Miami	423
4. Chuck Noll	1969-91	Pittsburgh	366
5. Curly Lambeau	1921-49	Green Bay	339
6. Bud Grant	1967-83, 85	Minnesota	281
7. Joe Gibbs	1981-92, 04-07	Washington	272
8. Steve Owen	1930-53	NY Giants	270
9. Bill Cowher	1992-06	Pittsburgh	261
10. Jeff Fisher	1995-09	Tennessee	252
11. Mike Shanahan	1995-08	Denver	237
12. Hank Stram	1960-74	Kansas City	210
13. Marv Levy	1986-97	Buffalo	201

* Not consecutive seasons. Halas coached a total of 40 seasons from 1920-67.

NFL HEAD COACHES SINCE 1995

Jeff Fisher is the longest-tenured coach in the NFL, having maintained his current post since the final six games of the 1994 season. Other than the Titans and Broncos (**Mike Shanahan**), no other NFL team had only one head coach from 1995 through 2008.

There have been 107 different NFL head coaches other than Fisher since the start of the 1995 season, including seven first-time head coaches in 2009 and one interim head coach (Buffalo's Perry Fewell).

Number of Titans head coaches since 1995 1

Number of head coaches for 31 other NFL clubs since 1995 107*

The number above counts each head coach one time since the start of the 1995 season. Coaches who have been named to multiple head posts are counted only once in the list.

* The current number includes seven changes for 2009—Denver (Josh McDaniels), Detroit (Jim Schwartz), Indianapolis (Jim Caldwell), Kansas City (Todd Haley), the New York Jets (Rex Ryan), St. Louis (Steve Spagnuolo) and Tampa Bay (Raheem Morris)—and one interim head coach in 2009 (Perry Fewell, Buffalo).



TITANS OVER THE LAST FIVE WEEKS

During the Titans' resurgence over the last five weeks, they are leading the NFL in rushing, averaging 203.2 yards per game. Several other statistics reflect the team's improvement as well, and a few are listed below. The statistics do not include the Patriots-Saints game on Monday, Nov. 30.

Best turnover differential over the last five weeks (NFL Weeks 8-12, through Sunday, Nov. 29):

Team	Giveaways	Takeaways	Total
1. Green Bay Packers	5	12	+7
2. Tennessee Titans	3	8	+5
San Diego Chargers	5	10	+5
Carolina Panthers	8	13	+5
5. New England Patriots	4	7	+3
Indianapolis Colts	9	12	+3
7. (six tied at plus-two)			

Highest rated offense (total net yards) over the last five weeks (NFL Weeks 8-12, through Sunday, Nov. 29):

Team	Yds/Game	Tot Yds	Rush Yds	Pass Yds
1. Minnesota Vikings	453.8	582	1,233	1,815
2. New England Patriots	439.7	333	986	1,319
3. New Orleans Saints	410.3	616	1,025	1,641
4. Tennessee Titans	399.8	1,016	983	1,999
5. Arizona Cardinals	391.2	656	1,300	1,956
6. Houston Texans	389.3	442	1,115	1,557
7. Green Bay Packers	388.8	603	1,341	1,944
8. Indianapolis Colts	382.4	414	1,498	1,912
9. Philadelphia Eagles	381.6	577	1,331	1,908
10. St. Louis Rams	368.5	527	947	1,474

Fewest points allowed per game over the last five weeks (NFL Weeks 8-12, through Sunday, Nov. 29):

Team	Games	Pts Allowed	Pts/Game
1. Cincinnati Bengals	4	46	11.5
2. Baltimore Ravens	5	58	11.6
3. Dallas Cowboys	5	63	12.6
4. Minnesota Vikings	4	55	13.8
5. San Diego Chargers	5	76	15.2
6. Tennessee Titans	5	91	18.2
San Francisco 49ers	5	91	18.2
8. Pittsburgh Steelers	4	75	18.8
9. New Orleans Saints	4	77	19.3
10. Oakland Raiders	4	81	20.3

Best offensive third-down percentage over the last five weeks (NFL Weeks 8-12, through Sunday, Nov. 29):

Team	3rd Down Converted	3rd Down Attempts	Pct
1. Houston Texans	28	52	53.8
2. New Orleans Saints	25	48	52.1
3. Minnesota Vikings	29	56	51.8
4. Washington Redskins	32	64	50.0
5. Green Bay Packers	38	79	48.1
6. Tennessee Titans	35	73	47.9
7. New England Patriots	21	44	47.7
8. Jacksonville Jaguars	32	68	47.1
9. Indianapolis Colts	26	58	44.8
10. San Diego Chargers	22	51	43.1

Best passer rating (offense) over the last last five weeks (NFL Weeks 8-12, through Sunday, Nov. 29):

Team	Passer Rating
1. Minnesota Vikings	128.6
2. San Diego Chargers	110.5
3. New Orleans Saints	104.0
4. New England Patriots	101.3
5. Green Bay Packers	99.3
6. Arizona Cardinals	96.5
7. Tennessee Titans	96.2
8. Philadelphia Eagles	93.4
9. Dallas Cowboys	93.0
10. Indianapolis Colts	89.7

TOP WINNING PERCENTAGES SINCE 1999

The Titans are tied for fifth place in the NFL in regular season winning percentage since the start of the 1999 season. They trail only the Indianapolis Colts, New England Patriots, Pittsburgh Steelers and Philadelphia Eagles.

Top NFL regular season winning percentage from 1999 through 2009:

Team	Wins	Losses	Ties	Pct
1. Indianapolis Colts	125	46	0	.731
2. New England Patriots*	117	53	0	.688
3. Pittsburgh Steelers	106	64	1	.623
4. Philadelphia Eagles	104	66	1	.611
5. Tennessee Titans	101	70	0	.591
6. Green Bay Packers	99	72	0	.579
7. Denver Broncos	98	73	0	.573
8. Baltimore Ravens	97	74	0	.567
9. New York Giants	93	78	0	.544
10. Minnesota Vikings	92	79	0	.538

* Does not include Monday night game on Nov. 30

SUCCESS ON THE ROAD UNDER FISHER

Since **Jeff Fisher's** first full season as head coach in 1995, the Titans have recorded a .500 or better road record in 11 of 14 seasons, including the 2008 regular season, in which the Titans were 6-2.

The Titans are tied for third in road winning percentage in that time period. They trail only the New England Patriots and Indianapolis Colts.

NFL's best records in road games since 1995, Jeff Fisher's first full season as head coach:

Team	Wins	Losses	Ties	Pct
1. New England Patriots*	68	48	0	.586
2. Indianapolis Colts	68	50	0	.576
3. Pittsburgh Steelers	63	55	0	.534
Tennessee Titans	63	55	0	.534
5. Green Bay Packers	61	56	0	.521
6. Philadelphia Eagles	59	56	2	.513
7. New York Giants	59	58	1	.504
8. Denver Broncos	58	59	0	.496
9. New Orleans Saints*	52	65	0	.444
10. Carolina Panthers	52	66	0	.441

* Does not include Monday night game on Nov. 30

MAINTAINING A ROAD LEAD

The Titans own a 50-2 road record in the Fisher era when the team has the lead going into the fourth quarter, which puts Fisher behind only **Vince Lombardi** for the best record of all-time.

All-time head coaches with the best ROAD records with a lead going into the fourth quarter (minimum 25 road games with lead going into fourth quarter):

Head Coach	W - L - T	Pct.
1. Vince Lombardi	38-1-1	.974
2. Jeff Fisher	50-2-0	.962
3. John Madden	34-1-4	.958

Note: Tie games were not computed in winning percentage from 1920-1971. Since 1972, tie games have been computed in winning percentage counting as a half-win and half-loss.

ROAD RUSHING YARDS

One of the keys to Tennessee's consistency in the running game is the team's ability to perform on the road. The team has proven under **Jeff Fisher** it has the ability to do so even in the most hostile environments.

Since Fisher took over as the team's head coach in 1995, the Titans are third in the NFL in rushing yards per road contest.

Seven of Tennessee's top 10 road rushing games in the Fisher era have occurred since the start of the 2006 season.

Average rushing yards per road game, 1995-09:

Team	Avg. per road game
1. Denver Broncos	132.5
2. Pittsburgh Steelers	125.6
3. Tennessee Titans	125.5
4. Jacksonville Jaguars	122.3
5. Minnesota Vikings	120.0
6. New York Giants	119.3
7. Atlanta Falcons	119.0
8. Dallas Cowboys	117.1
9. San Francisco 49ers	115.9
10. Kansas City Chiefs	113.2

RUSHING SINCE 1995

Running the football has long been a staple of **Jeff Fisher** clubs. Since the start of the 1995 season, his first full season as head coach, the Titans have ranked consistently in the NFL's Top 10 in rushing yards per game.

Most rushing yards per game from 1995-09:

Team	Att	Yds	Avg	TD	Yds/Gm
1. Denver Broncos	7,149	32,255	4.5	240	137.3
2. Pittsburgh Steelers	7,549	31,091	4.1	222	132.3
3. Minnesota Vikings	6,513	29,151	4.5	206	124.0
4. Jacksonville Jaguars	6,797	29,036	4.3	243	123.6
5. Tennessee Titans	7,103	29,027	4.1	214	123.5
6. Kansas City Chiefs	6,800	28,766	4.2	254	122.4
7. Atlanta Falcons	6,587	28,507	4.3	197	121.3
8. New York Giants	6,840	28,271	4.1	194	120.3
9. Dallas Cowboys	6,841	27,987	4.1	211	119.1
10. San Francisco 49ers	6,489	27,930	4.3	204	118.9

COMMITTED TO THE RUN

Against Jacksonville on Oct. 1, for the 15th time in franchise history and only the fourth time since 1980, the Titans reached 49 rushing attempts in a game. They gained 305 rushing yards—second in team history—on 49 carries against the Jaguars.

In the last four seasons (2006-09), no NFL team has averaged more carries per game than the Titans, who have rushed 31.5 times per game during that time period. The Titans' cumulative record in those games is 36-23.

Most rushing attempts per game, 2006-09:

Team	Att/Gm	Att	Yds	Avg	TD
1. Tennessee Titans	31.5	1,859	8,369	4.5	69
2. Baltimore Ravens	30.8	1,817	7,097	3.9	55
3. Atlanta Falcons	30.3	1,788	8,202	4.6	53
4. Minnesota Vikings	30.3	1,786	8,213	4.6	62
5. New England Patriots	30.1	1,747	7,234	4.1	69
6. Jacksonville Jaguars	29.9	1,764	8,165	4.6	74
7. New York Giants	29.7	1,754	8,217	4.7	56
8. Washington Redskins	29.6	1,749	7,306	4.2	45
9. New York Jets	29.6	1,748	7,217	4.1	55
10. Pittsburgh Steelers	29.5	1,741	7,119	4.1	48

TOP RUSHING GAMES, FRANCHISE HISTORY

In Week 8 against Jacksonville, the Titans rushed for 305 yards, the second occasion in team history in which it topped 300 yards on the ground.

They tallied 49 carries as a unit (tied for seventh most by team since 1970) and scored two touchdowns on the ground, both by Chris Johnson. Johnson set a new franchise record with 228 yards, followed by **LenDale White's** 47 yards and 30 yards by **Vince Young**.

Below is a list of the top team rushing efforts in franchise history:

Date	Opp	W/L	Att	Yds	Avg	TD	
1. 10/19/08	at KC	W	40	332	8.3	4	
2. 11/1/09	Jax	W	49	305	6.2	2	
3. 11/27/77	KC	W	40	296	7.4	2	
4. 11/27/08	at Det	W	46	292	6.3	4	
5. 9/9/07	at Jax	W	49	282	5.8	1	
6. 12/3/67	Mia	W	49	279	5.7	2	
7. 9/23/62	at SD	W	42	277	6.6	3	
8. 9/18/60	LA	W	50	266	5.3	5	
	12/10/61	at NY	W	35	266	7.6	3
10. 11/20/78	Mia	W	42	265	6.3	4	

MOST 1,000-YARD RUSHERS SINCE 1996

Titans running back **Chris Johnson** became the first NFL running back to reach 1,000 yards in 2009, accomplishing the feat on Nov. 15 against the Buffalo Bills. He continued an impressive run of Titans running backs reaching the 1,000-yard mark.

The Titans selected former running back **Eddie George** in the first round of the 1996 NFL Draft, and since that time, no team has had more 1,000-yard rushing seasons than the Titans.

George went over 1,000 yards seven times during his career (1996-00, 2002-03). Following his departure, **Chris Brown** (2004), **Travis Henry** (2006), **LenDale White** (2007) and **Chris Johnson** (2008-09) all accomplished the same.

That gives the Titans an NFL-high twelve 1,000-yard rushers since the start of the 1996 campaign, breaking a tie with the New York Jets.

Most individual 1,000-yard rushing seasons, 1996-09:

Team	1,000-Yard Seasons
1. Tennessee Titans	12
2. New York Jets	11
3. Denver Broncos	10
Indianapolis Colts	10
New York Giants	10

TIME OF POSSESSION

Winning the time-of-possession battle is a staple of **Jeff Fisher** clubs. Since the start of the 1999 season, the Titans have successfully controlled the ball for longer than their opponents in 106 of 171 regular season games (62.0 percent). When they do so, they win more than two-thirds of their games. They are 74-32 (.698) in regular season games when they win time of possession versus 28-37 (.431) when they do not during that time span.

In Fisher's first 14 full seasons as head coach (1995-08), the Titans tied with Denver for second in the league in average time of possession at 31:29, trailing only the Pittsburgh Steelers (31:56).

Tennessee's average time of possession and NFL rank, 1995-09:

Season	Avg. TOP (Rank)	Season	Avg. TOP (Rank)
1995	32:12 (2)	2003	32:52 (2t)
1996	33:02 (3)	2004	31:40 (5)
1997	31:27 (7)	2005	31:13 (9)
1998	31:41 (9)	2006	27:17 (32)
1999	31:30 (8)	2007	31:38 (4)
2000	33:47 (1)	2008	29:09 (22)
2001	31:29 (5)	2009	28:30 (25)
2002	32:47 (1t)		

STOPPING THE RUN IN THE FISHER ERA

The Titans have been the third best team in the NFL in defending the run since the start of the 1995 season, **Jeff Fisher's** first full year as a head coach. Their opponents have averaged just 99.6 rushing yards per game in that period of time.

Fewest rushing yards per game by opponents, 1995-09:

Team	Opponents' rush yards/game
1. Pittsburgh Steelers	90.6
2. Baltimore Ravens	92.9
3. Tennessee Titans	99.6
San Diego Chargers	99.6
5. San Francisco 49ers	103.3

When the Titans do not allow an individual 100-yard rusher, their chances of success increase dramatically. Since the start of the 1995 season, the Titans have allowed 41 100-yard rushing performances by an opponent. In those games, they are 10-31 (.244). In games they do not allow a 100-yard rusher since 1995, they are 122-72 (.629).

The Titans have had the most success stopping the run at home. **The Titans have only allowed 11 100-yard rushers** (Edgerrin James, Larry Johnson, Fred Taylor, Domanick Davis, Shaun Alexander, Julius Jones, Wali Lundy, Maurice Jones-Drew—twice, LaDainian Tomlinson and Steve Slaton) **in 85 regular season games at LP Field (1999-09).**

3RD DOWN DEFENSE IN THE FISHER ERA

A defensive trademark of **Jeff Fisher's** clubs has been success on third down. Since the start of the 1995 season, his first full season as head coach, his defense is third in the NFL in opponents' third down success rate at 35.8 percent.

In 2009, the Titans are 16th in the NFL, allowing a 38.0 percent conversion rate on third down.

Best defenses on third down from 1995 through 2009:

Team	Opponents' 3rd Down Pct.
1. Philadelphia Eagles	35.3
2. Green Bay Packers	35.7
3. Tennessee Titans	35.8
4. Baltimore Ravens	35.9
5. Miami Dolphins	36.1
6. Tampa Bay Buccaneers	36.2
7. Chicago Bears	36.7
8. Denver Broncos	36.8
9. Pittsburgh Steelers	37.0
10. Oakland Raiders	37.0

TOP NOVEMBER RECORDS

The Titans went 5-0 in November with consecutive wins against Jacksonville (11/1), San Francisco (11/8), Buffalo (11/15), Houston (11/23) and Arizona (11/29). It was the third time in franchise history (October 2000 and December 2002) the team posted a 5-0 record in a month.

Since 1999, the Titans own the second best record in the NFL in November games.

Best winning percentages in November games, 1999-09:

Team	Wins	Losses	Ties	Pct
1. Indianapolis Colts	35	12	0	.745
2. Tennessee Titans	27	16	0	.628
New England Patriots*	27	16	0	.628
Philadelphia Eagles	29	17	1	.628
5. Minnesota Vikings	28	17	0	.622
6. Tampa Bay Buccaneers	26	17	0	.605
7. Baltimore Ravens	29	19	0	.604
8. New York Jets	25	18	0	.581
9. Seattle Seahawks	27	20	0	.574
10. Denver Broncos	24	18	0	.571

* Does not include Monday night game on Nov. 30

TITANS PLAY IT CLOSE

Playing in tightly-contested games is not a recent phenomenon to the Titans. Fisher's clubs have played a minimum of five games decided by seven points or less in each of his 14 full seasons as head coach, including 2008, when the club was 4-1 in games decided by seven points or less and 2-1 in games decided by three points or less.

Win-loss records by the Titans in close games since 1995 (regular season):

Year	Final Score is by . . .		
	1 pt	3 or fewer	7 or fewer
2009	0-0	2-2	3-3
2008	0-1	2-1	4-1
2007	0-0	2-2	6-3
2006	1-2	4-3	7-4
2005	0-0	1-1	1-4
2004	0-0	1-2	2-3
2003	0-0	2-1	4-1
2002	0-1	2-2	4-2
2001	0-0	3-2	5-4
2000	0-1	2-1	4-3
1999	2-0	5-1	7-1
1998	0-0	2-2	3-4
1997	0-0	1-3	2-4
1996	0-2	2-3	3-5
1995	0-1	0-2	1-7
Totals	3-8	31-28	56-49

SACKS ALLOWED PER PASS PLAY, 2008-09

The Titans rank second in the NFL in 2009 in sacks allowed, having given up 11 total sacks in 11 games. In 2008, the Titans were sacked 12 times to tie the Denver Broncos for the league lead.

Combining both years, the Titans are third behind only to the Indianapolis Colts and New Orleans Saints in sacks allowed per pass play. When a Titans quarterback has dropped back to pass since the start of the 2008 campaign, they have been sacked 2.9 percent of the time.

The Titans have had the same starting five offensive linemen for vast majority of games in 2008 and 2009: left tackle **Michael Roos**, left guard **Eugene Amano**, center **Kevin Mawae**, right guard **Jake Scott** and right tackle **David Stewart**. **Leroy Harris** is the one additional player that has started on the offensive line in that time.

Fewest sacks allowed per pass play (by percentage) since the start of 2008:

Team	Total Sacks	Pct
1. Indianapolis Colts	24	2.3
2. New Orleans Saints	26	2.6
3. Tennessee Titans	23	2.9
4. Denver Broncos	32	3.2
5. Arizona Cardinals	46	4.2
6. Atlanta Falcons	37	4.3
7. Philadelphia Eagles	50	4.8
8. New York Giants	47	5.1
9. San Diego Chargers	45	5.2
10. Houston Texans	53	5.2

A STATISTICAL FIRST?

The Titans are trying to accomplish a unique statistical feat that demonstrates both top-notch pass protection and rushing prowess. They currently rank second in the NFL behind the Indianapolis Colts with only 11 sacks allowed and at the same time are first in the league with a 5.4-yard rushing average.

If the Titans finish the season ranked at the top of the league in both sacks allowed and rushing average, they will become the first team since the 1970 AFL-NFL merger to do so.

Fewest sacks allowed in 2009:

Team	Sacked
1. Indianapolis Colts	10
2. Tennessee Titans	11
3. New Orleans Saints	13
4. New England Patriots	14
5. Arizona Cardinals	18

Highest team rushing average in 2009:

Team	Average
1. Tennessee Titans	5.4
2. Dallas Cowboys	5.3
3. Carolina Panthers	4.8
Jacksonville Jaguars	4.8
New Orleans Saints	4.8

MOST INTERCEPTIONS, 2007-09

The Titans secondary has been largely intact since the start of the 2007, with **Chris Hope** and **Michael Griffin** as the team's safeties and **Cortland Finnegan** and **Nick Harper** at cornerback. **Vincent Fuller** has served as the nickel defensive back during that time. Also in 2007, **Chuck Cecil** was promoted to secondary coach, a post he held for two years before his elevation to defensive coordinator this season.

And since the start of 2007, the Titans rank fourth in the NFL with 53 total interceptions.

Most interceptions, 2007-09:

Team	Int	Yds	Avg	Long	TD
1. Green Bay Packers	59	1,205	20.4	99t	9
2. San Diego Chargers	56	629	11.2	70t	5
3. Baltimore Ravens	55	952	17.3	107t	8
4. Tennessee Titans	53	1,027	19.4	99t	8
5. Indianapolis Colts	50	695	13.9	85t	5
Tampa Bay Buccaneers	50	711	14.2	84	6
7. Buffalo Bills	49	700	14.3	76t	7
8. Chicago Bears	48	647	13.5	85t	3
New Orleans Saints	48	1,021	21.3	99t	8
10. Cleveland Browns	46	702	15.3	100t	3
New England Patriots	46	545	11.8	65t	5

In the same time period, the Titans are tied for third in the NFL with eight total interception returns for touchdowns. They have three interception returns for touchdowns in 2009.

Most interception returns for touchdowns, 2007-09:

Team	Int	TD
1. Green Bay Packers	59	9
Arizona Cardinals	42	9
3. Baltimore Ravens	55	8
Tennessee Titans	53	8
New Orleans Saints	48	8
6. Buffalo Bills	49	7
7. Tampa Bay Buccaneers	50	6
New York Giants	41	6
Pittsburgh Steelers	39	6
Minnesota Vikings	36	6

TOUCHDOWNS ON RETURNS

Against the Bills on Nov. 15, **Vincent Fuller** and **Rod Hood** each returned interceptions for touchdowns. **Cortland Finnegan** returned an interception for a touchdown the previous week at San Francisco (11/8), giving the team three total returns for touchdowns in 2009.

During the franchise's "Titans era" (1999-present), the Titans have been one of the NFL's best in total return touchdowns. They have reached the end zone 49 times on interceptions, fumble returns and on special teams.

Most touchdowns on returns (kickoffs, punts, field goals, interceptions, fumbles), 1999-09:

Team	Return TDs
1. Baltimore Ravens	55
Chicago Bears	55
3. Tennessee Titans	49
4. Green Bay Packers	48
5. Tampa Bay Buccaneers	47
6. Buffalo Bills	44
Detroit Lions	44
New England Patriots	44
Philadelphia Eagles	44
Seattle Seahawks	44

TITANS & TURNOVER DIFFERENTIAL

In 2008, the Titans ranked second in the NFL with a plus-14 turnover ratio, having recorded 31 takeaways and 17 turnovers.

Since 1995, **Jeff Fisher's** first full season as head coach, the Titans have had an even turnover ratio or better in 10 of 14 full seasons. In that time, the Titans have not finished below .500 in any of the five seasons with a positive turnover differential.

Titans turnovers and takeaways since 1995:

Season	Takeaways	Turnovers	Differential
1995 (7-9)	38	38	0
1996 (8-8)	26	30	-4
1997 (8-8)	32	26	+6
1998 (8-8)	19	19	0
1999 (13-3)	40	22	+18
2000 (13-3)	30	30	0
2001 (7-9)	24	28	-4
2002 (11-5)	29	25	+4
2003 (12-4)	34	21	+13
2004 (5-11)	30	31	-1
2005 (4-12)	20	26	-6
2006 (8-8)	28	26	+2
2007 (10-6)	34	34	0
2008 (13-3)	31	17	+14
2009 (5-6)	16	21	-5
Total Differential			+37

Within individual games, the Titans' fortunes have turned dramatically upon forcing turnovers. In the last five seasons (2005-09), the Titans have not lost a game in which they had a plus-two or greater turnover margin.

Record by turnover differential in Titans games since 2005:

Turnover Differential	Record In Last Five Seasons					Five-Year Totals
	2005	2006	2007	2008	2009	
-4 or more	0-1	0-0	0-0	0-0	0-1	0-2
-3	0-1	0-2	1-0	0-0	0-0	1-3
-2	0-1	1-3	1-3	1-0	0-3	3-10
-1	0-4	0-1	2-2	0-1	2-0	4-8
0	1-3	2-0	1-0	4-1	0-1	8-5
+1	2-2	0-2	1-1	3-1	1-1	7-7
+2	0-0	3-0	1-0	3-0	1-0	8-0
+3	1-0	0-0	1-0	1-0	0-0	3-0
+4 or more	0-0	2-0	2-0	1-0	1-0	6-0

SACKS AT LP FIELD

The Titans have been one of the league's most successful home teams in getting to opposing quarterbacks since LP Field opened in 1999. That season also was the first season the Titans defensive line was coached by **Jim Washburn**. In that time, they rank third in the NFL behind only the Baltimore Ravens (241) and Miami Dolphins (237) with 231 sacks in home contests. The Titans totaled 26 sacks in their eight regular season games at LP Field in 2008, and they have seven sacks at home thus far in 2009.



Most sacks in homes games since LP Field opened in 1999:

Team	Sacks in Home Games
1. Baltimore Ravens	241
2. Miami Dolphins	237
3. Tennessee Titans	231
4. Philadelphia Eagles	228
5. Seattle Seahawks	226
6. Minnesota Vikings	222
7. Indianapolis Colts	221
8. Atlanta Falcons	217
9. New York Giants	216
10. Pittsburgh Steelers	215

TITANS AND THE AFC SOUTH

The Titans clinched the AFC South title in 2008 with a 13-3 overall record. Within the division, their record was 4-2, and they defeated every team in the division at least once.

The Titans went 4-2 within the AFC South for three consecutive seasons prior to 2009. In that period, they were tied with the Colts with a division-best record of 12-6.

In 2009, the Titans are 2-3 within the division.



2009 Regular Season AFC South Standings:

Team	W	L	Pct	vs. Div.	Last 4 Years ('06-09) vs. Division
Indianapolis	11	0	1.000	4-0	16-6
Jacksonville	6	5	0.545	2-2	8-14
Tennessee	5	6	0.455	2-3	14-9
Houston	5	6	0.455	1-4	7-16

JEFF FISHER'S DIVISIONAL RECORD

In nine of his first 14 full seasons as Titans head coach, including 2008, **Jeff Fisher** led the team to a winning record within the division. The 2006 season marked a return to the team's divisional success after a pair of down years in 2004 and 2005. The Titans matched their 2006 divisional record with a 4-2 record in 2007 and 2008. From 1998-2003, the Titans were above .500 in the division for five of six seasons.

The team played in the AFC Central during his tenure from 1994-01 and in the newly-created AFC South from 2002-present.

Titans year-by-year record within their division under Head Coach Jeff Fisher (AFC Central, 1994-01; AFC South, 2002-09):

Season	Divisional Record
1994*	0-1
1995	3-5
1996	5-3
1997	2-6
1998	7-1
1999	9-1
2000	8-2
2001	3-7
2002	6-0
2003	4-2
2004	1-5
2005	2-4
2006	4-2
2007	4-2
2008	4-2
2009	2-3
Totals	64-46 (.582)

* Interim head coach for final six games of 2004.

PLAYING THE NFC

In 2009, the Titans will face every team from the NFC West. They started with a win at San Francisco (11/8) and then defeated the Arizona Cardinals (11/29). They have yet to host the St. Louis Rams (12/13) and go on the road to play the the Seattle Seahawks (1/3).

Since the NFL realigned its divisions in 2002, the Titans have a 21-9 record against the NFC. With one exception, they have gone .500 against the NFC in every campaign since 2002 (1-3 in 2005).

Jeff Fisher's all-time regular season record against the NFC is 39-25, including a 20-12 mark at home and 19-13 record on the road.

Tennessee's results vs. current NFC divisions since 2002 realignment:

Year	vs. Division	Record
2002	NFC East	2-2
2003	NFC South	4-0
2004	NFC North	2-2
2005	NFC West	1-3
2006	NFC East	3-1
2007	NFC South	3-1
2008	NFC North	4-0
2009	NFC West	2-0
Total		21-9

INTERCONFERENCE IN FOUR-YEAR "CYCLE"

The Titans have recorded seven consecutive wins against the NFC. The current streak began with a win over the Carolina Panthers on Nov. 4, 2007. Since then, they also have triumphed over the Minnesota Vikings (9/28/08), Green Bay Packers (11/2/08), Chicago Bears (11/9/08), Detroit Lions (11/27/08), San Francisco 49ers (11/8/09) and Arizona Cardinals (11/29/09).

When this season comes to a close, the Titans will have faced all 16 NFC teams since the start of the 2006 campaign. For now, the Titans own the second-highest interconference winning percentage in the NFL at .857 (12-2) during that period.

Highest winning percentage in interconference games (AFC teams vs. NFC, NFC teams vs. AFC), 2006-09:

Team	Wins	Losses	Ties	Pct
1. New England Patriots*	14	0	0	1.000
2. Tennessee Titans	12	2	0	.857
3. Indianapolis Colts	13	3	0	.813
4. Baltimore Ravens	9	4	0	.692
5. Pittsburgh Steelers	10	5	0	.667
Dallas Cowboys	10	5	0	.667
7. San Diego Chargers	9	5	0	.643
8. Chicago Bears	9	6	0	.600
9. Jacksonville Jaguars	9	7	0	.563
New York Giants	9	7	0	.563

* Does not include Monday night game on Nov. 30



Kenny Britt and Lavelle Hawkins celebrate the game-winning score against the Cardinals

11 YEARS OF SELLOUTS

On July 18, the Titans made available approximately 3,000 tickets for each Titans home game that are not eligible for purchase on a season-ticket basis. All of the tickets were gone within three hours, extending the team's sellout streak to 114 games -- every pre-season, regular season and postseason game played at the 69,143-seat LP Field, including the future 2009 games.



In the regular season, the Titans are 55-30 (.647) at LP Field since the stadium opened in 1999. They are 2-2 (.667) in the postseason and 15-7 (.682) in the preseason.

The Titans at LP Field (1999-present):

Games	Total	Record	Pct.
Preseason	22	15-7	.682
Regular Season	85	55-30	.647
Postseason	4	2-2	.500

TITANS TEAM CAPTAINS

2009 TEAM CAPTAINS: The Titans are one of 25 NFL teams that have appointed season-long captains on offense, defense and special teams for 2009.

Teammates selected quarterback **Kerry Collins** (offense), defensive end **Kyle Vanden Bosch** (defense), punter **Craig Hentrich** (special teams) and safety **Donnie Nickey** (special teams) as captains for the year.

It is the third consecutive season Vanden Bosch and Hentrich have been chosen and the first season Collins and Nickey have received the honor.

The team captain initiative originated with the NFL Player Advisory Council that was established in 2007 by NFL Commissioner **Roger Goodell** in conjunction with the NFL Players Association. Beginning that season, clubs were able to declare up to six captains and affix patches with the letter "C" on the upper right chest area of the players' jerseys. Gold stars on the patch under the "C" indicate the number of seasons a player has been a captain for his present team.

Seven of the 32 teams have elected to appoint their captains on a weekly basis.

Titans Captains:

- **Defensive end Kyle Vanden Bosch (Defense):** Vanden Bosch was elected team captain for the third consecutive year. The team's ninth all-time leading sacker and two-time Pro Bowler is in his ninth NFL season. He posted 46 tackles and 4.5 sacks in 10 games in 2008 while battling a groin injury.
- **Quarterback Kerry Collins (Offense):** A first-time captain in 2009, Collins is in his 15th NFL season and fourth with the Titans. He ranks 14th in league history in passing yards and earned his second career Pro Bowl invitation in 2008 after recording 12 wins as a starter and passing for 2,676 yards.
- **Punter Craig Hentrich (Special Teams):** Hentrich is serving in his third season as a team captain. The two-time Pro Bowler, who is in his 12th season with the Titans, ranks seventh in NFL history in career punts. Hentrich was placed on injured reserve with a calf injury on Sept. 29.
- **Safety Donnie Nickey (Special Teams):** Nickey, who is in his seventh NFL season, is a first-time team captain. The reserve safety has appeared in every game during the last four seasons and is one of the club's primary playmakers on special teams.

TITANS 2009 HONOR ROLL

Honors received by the Titans in 2009:

RB CHRIS JOHNSON

- Week 8 (vs. Jacksonville) AFC Offensive Player of the Week
- Week 8 (vs. Jacksonville) FedEx Ground Player of the Week
- *Sports Illustrated* (King) Midseason All-Pro
- *Pro Football Weekly* Midseason All-Pro
- ESPN (Pasquarelli) Midseason All-Pro
- *Sporting News* (Brown) Midseason All-Pro

LT MICHAEL ROOS

- *Pro Football Weekly* Midseason All-Pro
- *Sporting News* (Brown) Midseason All-Pro

PRO BOWL BALLOTING OPEN

Fans can now vote to select players for the 2010 NFL Pro Bowl. Voting is available on NFL.com/ProBowl and on web-enabled mobile phones by going to NFL.com.

Balloting for the 2010 Pro Bowl will conclude at 4 p.m. Monday, December 21 following the conclusion of Monday Night Football. The teams will be announced at 4 p.m. (ET) Tuesday, December 29 on a special NFL Total Access 2010 Pro Bowl Selection Show on NFL Network.

The 2010 Pro Bowl will be played on Sunday, January 31, 2010 and televised live on ESPN at 7:30 PM ET from Dolphin Stadium in South Florida, also the site of Super Bowl XLIV a week later on Sunday, February 7.

The AFC and NFC All-Star squads are based on the consensus votes of fans, players and coaches. Each group's vote counts one-third towards determining the 43-man rosters that represent the American Football Conference and National Football Conference in the Pro Bowl. NFL players and coaches will cast their votes on Dec. 22-23.

The NFL is the only sports league that combines voting by fans, coaches and players to determine its all-star teams. It was the first professional sports league to offer online all-star voting in 1995.

There are 14 members of the Titans that have been selected to one or more Pro Bowls in previous seasons. They are listed below. The Titans had eight players earn Pro Bowl invitations in 2008.

Current Titans with previous Pro Bowl selections:

Player	Pos	Pro Bowl Seasons
Rob Bironas	K	2007
Keith Bulluck	LB	2003
Kerry Collins	QB	1996, 2008
Alge Crumpler	TE	2003, 2004, 2005, 2006
Cortland Finnegan	CB	2008
Michael Griffin	S	2008
Craig Hentrich	P	1998, 2003
Chris Hope	S	2008
Chris Johnson	RB	2008
Jevon Kearse	DE	1999, 2000, 2001
Kevin Mawae	C	1999, 2000, 2001, 2002, 2003, 2004, 2008
Michael Roos	T	2008
Kyle Vanden Bosch	DE	2005, 2007
Vince Young	QB	2006



Left tackle Michael Roos earned his first career Pro Bowl berth in 2008.

2009 DRAFT REPORT

The Titans selected 11 players in the 2009 NFL Draft. In order, they chose wide receiver **Kenny Britt**, defensive tackle **Sen'Derrick Marks**, tight end **Jared Cook**, cornerback **Ryan Mouton**, linebacker **Gerald McRath**, tackle/guard **Troy Kropog**, running back **Javon Ringer**, cornerback **Jason McCourty**, wide receiver **Dominique Edison**, guard **Ryan Durand** and safety **Nick Schommer**.



All of the 11 picks remain with the team either on the active roster or the practice squad.

Including the 2008 draft, the Titans have 18 players from the past two drafts on the active roster or practice squad. In 2008, the Titans made seven selections in the draft, and all seven players remain with the team (**Chris Johnson**, **Jason Jones**, **Craig Stevens**, **William Hayes**, **Lavelle Hawkins**, **Stanford Kegl** and **Cary Williams**).

2009 Tennessee Titans Draft Pick Capsules:

- **WR Kenny Britt** (6-3, 218, Rutgers, 1st Round, 30th Overall) - In a three-year career at Rutgers (34 games, 31 starts), Britt set a Big East Conference record with 3,043 receiving yards on 178 receptions. Additionally, he became Rutgers' all-time leader in career touchdown receptions (17, tied), consecutive 100-yard receiving game (five in 2008), career 100-yard receiving games (14), single-season receiving yards (1,371 in 2008) and single-season receptions (87 in 2008).
2009 Statistics: 11 GP, 33 Rec, 521 Yds, 2 TDs
- **DT Sen'Derrick Marks** (6-2, 306, Auburn, 2nd Round, 62nd Overall) - Marks started 37 of 40 games during his three-year Auburn career and recorded 114 tackles, 7.5 sacks, 30 stops for losses and 10 quarterback pressures. Fighting through a pair of ankle injuries during his junior year, he earned second-team All-SEC recognition from the league's coaches and honorable mention from the Associated Press.
2009 Statistics: 5 GP, 9 Tackles, 1 PD
- **TE Jared Cook** (6-5, 246, South Carolina, 3rd Round, 89th Overall) - The Titans traded next year's second-round draft pick in order to select Cook in the third round of this year's draft. In a three-year career at South Carolina, Cook played in 36 games (15 starts) and hauled in 73 passes for 1,107 yards (15.2 avg.) and seven touchdowns. As a junior, he was recognized by SEC coaches with first-team All-SEC honors, while the Associated Press made him a second-team All-SEC selection.
2009 Statistics: 10 GP, 9 Rec, 74 Yds
- **CB Ryan Mouton** (5-9, 187, Hawaii, 3rd Round, 94th Overall) - Mouton played two seasons at the University of Hawaii after beginning his collegiate career at Blinn Junior College. The All-WAC performer appeared in 24 games with 13 starts at Hawaii and collected 49 tackles, two sacks, three interceptions, 17 passes defended and three forced fumbles.
2009 Statistics: 10 GP, 17 Tackles, 1 TFL, 7 SpT
- **LB Gerald McRath** (6-3, 231, Southern Mississippi, 4th Round, 130th Overall) - McRath started 25 of 36 career games for the Golden Eagles. The former Conference USA Defensive Player of the Year (2007) posted 386 career tackles, ranking third in USM history and eighth on the Conference USA record list. He added 32.5 tackles for loss, eight sacks, one interception, seven passes defended, six forced fumbles and three fumble recoveries.
2009 Statistics: 11 GP, 12 Tackles, 7 SpT
- **T/G Troy Kropog** (6-6, 309, Tulane, 4th Round, 135th Overall) - Kropog was a three-year starter (36 career games) at left tackle for the Green Wave. He served as a team captain as a senior and as a junior in 2007 helped pave the way for running back Matthew Forté's 2,000-plus rushing yards.
2009 Statistics: 1 GP

- **RB Javon Ringer** (5-9, 205, Michigan State, 5th Round, 173rd Overall) - In 45 career games (26 starts), Ringer became Michigan State's second all-time leading rusher with 4,398 yards on 843 carries. His 34 rushing touchdowns ranked fourth in MSU history, and he became the school's career leader with 5,426 career all-purpose yards. In 2008, he earned first-team Associated Press All-America honors.
2009 Statistics: 6 GP, 8 Rush, 48 Yds

- **CB Jason McCourty** (6-0, 193, Rutgers, 6th Round, 203rd Overall) - McCourty was a three-year starter at cornerback and a senior captain. He tallied two interceptions, 20 pass breakups and 148 tackles during his college career with the Scarlet Knights. During his senior campaign, he finished second in the Big East in kickoff return average (26.2 yards/return).
2009 Statistics: 10 GP, 25 Tackles, 9 SpT

- **WR Dominique Edison** (6-2, 204, Stephen F. Austin, 6th Round, 206th Overall) - In 44 career games (32 starts), Edison totaled 182 receptions for 2,697 yards and 28 touchdowns. In Southland Conference history, he ranks second in career receptions and second in touchdown catches. He collected the majority of his statistics as a senior, when he set a school record with 67 catches for 1,016 yards and ranked second in the nation with 18 touchdown receptions.
2009 Statistics: 4 GP, 0 Rec, 0 Yds

Also drafted in 2009 and currently on the practice squad: G Ryan Durand (7th Round, Syracuse) and S Nick Schommer (7th Round, North Dakota State)

RECENT FREE AGENCY HISTORY

Recent Titans unrestricted and restricted free agency additions and losses:

2009

Players Signed (5): CB DeMarcus Faggins, DT Jovan Haye, WR Mark Jones, QB Patrick Ramsey, WR Nate Washington

Players Lost (6): CB Chris Carr, DT Albert Haynesworth, WR Brandon Jones, CB Eric King, T Daniel Loper, QB Chris Simms

2008

Players Signed (4): DB Chris Carr (RFA), TE Dwayne Blakley, G Jake Scott, LB Josh Stamer

Players Lost (8): G Jacob Bell, RB Chris Brown, LB Gilbert Gardner, TE Ben Hartsock, DE Travis LaBoy, DE Antwan Odom, DT Randy Starks, TE Ben Troupe

Additional veterans signed as free agents in 2008: TE Alge Crumpler, DE Jevon Kearse, WR Justin McCareins

2007

Players Signed (5): LB Ryan Fowler (RFA), WR Justin Gage, CB Nick Harper, S Bryan Scott

Players Lost (3): WR Drew Bennett, WR Bobby Wade, DT Robaire Smith

2006

Players Signed (4): LB David Thornton, WR David Givens, C Kevin Mawae, S Chris Hope

Players Lost (4): LB Rocky Boiman, C Justin Hartwig, LB Brad Kassell, S Tank Williams

2005

Players Signed (1): DE Kyle Vanden Bosch

Players Lost (4): RB Antowain Smith, WR Eddie Berlin, CB Andre Dyson and TE Shad Meier

THE OFFENSIVE LINE

Hall of Fame offensive lineman **Mike Munchak** began coaching the team's offensive line in 1997. Since that time, the unit has consistently been ranked in the top 10 in fewest sacks allowed, net rushing yards and average rushing yards. In only one season (2001) since Munchak took over as offensive line coach have the Titans not finished the season ranked in the top 10 in any of the three categories.

The starters on the offensive line for 15 of the 16 regular season games in 2008 were left tackle **Michael Roos**, left guard **Eugene Amano**, center **Kevin Mawae**, right guard **Jake Scott** and right tackle **David Stewart**. The same group is assembled at the start of the 2009 season.

The group performed at a high level, allowing the team's offense to ascend several leaderboards. The Titans set a new franchise benchmark in sacks allowed and tied for the league lead yielding only 12 sacks. Previously, the lowest sack total given up by the Titans in a 16-game season (since 1978) was 17 in 1978. Also in 2008, the line helped the Titans finish the regular season in the league's top 10 in rushing for the third consecutive season. Tennessee's 24 total rushing touchdowns ranked second in the league behind only the Carolina Panthers (30).

MAWAE LEADS O-LINEMEN

As evidenced by his seven career Pro Bowl selections, center **Kevin Mawae** has long been recognized among the game's best centers.

He also has gained notoriety for his durability and consistency during his career of 15 full seasons. Among all current NFL offensive linemen, Mawae ranks first in total number of regular season games played. Also, among current Tennessee Titans, he trails only punter **Craig Hentrich** (241) for most NFL games played.




Kevin Mawae

Most career regular season games by active NFL offensive linemen:

Pos./Name	Current Team	Career Games
1. C Kevin Mawae	Tennessee	236
2. T Jon Runyan	San Diego	202
3. C Casey Wiegmann	Denver	190
4. G Alan Faneca	N.Y. Jets	185
5. T Walter Jones (IR)	Seattle	180

A brief rundown of the club's top offensive linemen:


- **Kevin Mawae**, a six-time Pro Bowler, was signed in 2006 as an unrestricted free agent. Mawae spent the previous eight seasons with the New York Jets after playing his first four seasons with the Seattle Seahawks. With Johnson reaching the 1,000-yard mark in 2008, Mawae blocked for a 1,000-yard rusher for the 12th time in 15 NFL seasons. He was named to his seventh Pro Bowl in 2008.
- In 2008, the Titans turned to free agency to fill their vacant right guard spot, signing **Jake Scott** from the Indianapolis Colts. Scott started 55 consecutive games from 2005-07 to end his career with the Colts and then started every game in his first season with the Titans.
- **Eugene Amano** has been an important contributor since his rookie year in 2004, backing up all three interior line positions for much of his first four seasons. The former seventh-round pick received a contract extension in 2007 and in 2008 completed his first season as a full-time starter.
- The starter at left tackle is **Michael Roos**, a former second-round pick from Eastern Washington, started 15 games as a rookie at right tackle and every game since then on the left side. Roos, who was rewarded by the Titans with a long-term contract extension in 2008, justified the new deal by being named to his first Pro Bowl. He became the first franchise left tackle to be named to the Pro Bowl since Brad Hopkins in 2003. He also was named first-team Associated Press All-Pro and was selected to All-Pro or All-NFL teams by the Dallas Morning News, Pro Football Weekly/Professional Football Writers of America, Sports Illustrated and Sporting News.
- At right tackle, **David "Big Country" Stewart** is in his fifth NFL season. Like Roos, Stewart received a long-term contract extension in 2008. The former fourth-round pick from Mississippi State has not missed a start since entering the lineup in 2006.
- **Leroy Harris** backed up all three interior offensive line positions in his initial two NFL seasons. The former fourth-round pick from N.C. State stepped in to start at center at the conclusion of the 2008 campaign.




RG Jake Scott



LG Eugene Amano



LT Michael Roos



RT David Stewart

OFFENSIVE LINE IN THE MIKE MUNCHAK COACHING ERA

The chart below details the team's regular starters on the offensive line since 1997, the year Munchak took the reigns as the team's offensive line coach, and the results the line helped produce.

Offensive line starters and production since 1997, Mike Munchak's first season as offensive line coach:

Year	LT	LG	C	RG	RT	Sacked (Rank)	Rush Yds (Rank)	Rush Avg (Rank)
2009	M. Roos	E. Amano	K. Mawae	J. Scott	D. Stewart	11 (2)	167.9/gm (1)	5.5 (1)
2008	M. Roos	E. Amano	K. Mawae	J. Scott	D. Stewart	12 (T-1)	2,199 (7)	4.3 (11)
2007	M. Roos	J. Bell	K. Mawae	B. Olson	D. Stewart	30 (14)	2,109 (5)	3.9 (21)
2006	M. Roos	J. Bell	K. Mawae	B. Olson	D. Stewart	29 (T-10)	2,214 (5)	4.7 (7)
2005	B. Hopkins	Z. Piller	J. Hartwig	B. Olson	M. Roos	31 (T-10)	1,525 (23)	3.8 (20)
2004	B. Hopkins	J. Bell	J. Hartwig	B. Olson	F. Miller	44 (T-23)	1,871 (14)	4.5 (7)
2003	B. Hopkins	Z. Piller	J. Hartwig	B. Olson	F. Miller	25 (T-6)	1,623 (26)	3.3 (31)
2002	B. Hopkins	Z. Piller	G. DiNapoli	B. Olson	F. Miller	21 (2)	1,952 (11)	3.8 (26)
2001	B. Hopkins	Z. Piller	B. Matthews	B. Olson	F. Miller	43 (21)	1,794 (12)	3.8 (23)
2000	B. Hopkins	B. Matthews	K. Long	B. Olson	F. Miller	27 (4)	2,084 (7)	3.8 (24)
1999	B. Hopkins	B. Matthews	K. Long	B. Olson	J. Runyan	25 (3)	1,811 (13)	3.9 (17)
1998	B. Hopkins	B. Matthews	M. Stepnoski	J. Layman	J. Runyan	35 (T-10)	1,970 (9)	2,414 (3)
1997	B. Hopkins	B. Matthews	M. Stepnoski	K. Donnalley	J. Runyan	32 (T-5)	2,414 (3)	4.5 (4)

QB VINCE YOUNG

Titans quarterback **Vince Young** is entering his fourth season since being drafted by the Titans with the third overall selection in the 2006 NFL Draft.

In his first three NFL seasons, the former Texas Longhorn recorded 29 regular season starts and a record of 18-11 in those games.

In 2008, Young played in three games with one start. He totaled 22 completions, 219 yards, one touchdown and two interceptions on 36 attempts. He rushed for 27 yards on eight carries.

In 2006, the 6-foot-5, 233-pound signal caller set virtually every rookie passing record for the franchise, including passing totals of 2,199 yards and 12 touchdowns. Additionally, he gained 552 yards on the ground, becoming the first quarterback in the Super Bowl era (1966-present) to rush for 500 yards as a rookie. His eight wins as a starter marked the fifth-highest total by a rookie quarterback since 1970 NFL-AFL merger, and he directed a six-game winning streak that was the third-longest by a rookie quarterback since the merger. At the conclusion of the season, he was named the *Associated Press* NFL Offensive Rookie of the Year.



- **Against Buffalo (11/15)**, he completed 17 of 25 passes for 210 yards, one touchdown and one interception in his seventh consecutive regular season win as a starter (third in 2009). His 90.4 passer rating gave him a rating of 90 or better for the third consecutive week, the first time a franchise quarterback accomplished the feat since Steve McNair in 2003. He connected on a 14-yard touchdown pass with Nate Washington in the first quarter. Young also rushed for 29 yards on five carries. For the second consecutive week and the seventh time in his NFL career, he led the Titans to victory in a game in which the team was tied in the fourth quarter or trailed in the fourth quarter.
- **At Houston (11/23)**, he engineered his third consecutive game-winning drive in the fourth quarter, leading the team to a 20-17 win on *Monday Night Football*. He completed 12 of 22 passes for 116 yards and one touchdown with no interceptions (84.7 rating). He also rushed for 73 yards on 11 carries, including six first downs on rushing attempts. The game-winning drive began at the Titans' six-yard line and ended with a 53-yard field goal with 0:47 on the clock.
- **Against Arizona (11/29)**, he recorded his ninth consecutive regular season win as a starter in dramatic fashion, leading the Titans to a 20-17 win. Trailing 17-13 with 2:37 on the clock in the fourth quarter, he began a drive on the one-yard line. Eighteen plays later, he found Kenny Britt in the end zone for the game-winning, 10-yard touchdown pass as time expired. He converted three total fourth downs on the drive, including the touchdown pass. On the drive, he completed nine of 16 passes for 94 yards. It qualified as his fourth consecutive and ninth career game-winning drive in the fourth quarter or overtime. Also in the game he set career highs in passing attempts (43), completions (27) and passing yards (387). His 387 passing yards were the most by a Titans quarterback since Billy Volek's 492 yards at Oakland on Dec. 19, 2004, and his passer rating of 99.7 against Arizona gave him a 90 or better rating in four of his first five starts in 2009.

Vince Young's 2009 Highlights:

- **At Pittsburgh (9/10)** and **against Houston (9/20)**, did not play.
- **At N.Y. Jets (9/27)**, was listed as third quarterback and did not play.
- **At Jacksonville (10/4)**, did not play.
- **Against Indianapolis (10/11)**, he saw his first action of the season after entering the game in the fourth quarter. He attempted three passes (no completions) and also rushed for six yards and a first down.
- **At New England (10/18)**, he entered the game late in the third quarter and attempted two passes (one interception).
- **Against Jacksonville (11/1)**, he made his first start since Sept. 7, 2008 and completed 15 of 18 passes for 125 yards, one touchdown and no interceptions for a passer rating of 114.1, the second-highest of his career (127.7 at Buffalo on Dec. 24, 2006). In the second quarter, he found Nate Washington for a six-yard touchdown. Young also set his career high with 12 rushing attempts against the Jaguars, surpassing his previous high of 11 carries (twice, most recently at Denver on Nov. 19, 2007). His rushing effort resulted in 30 total yards against the Jaguars. Young went over 5,000 career passing yards and 1,000 career rushing yards in the win.
- **At San Francisco (11/8)**, he completed 12 of 19 passes for 172 yards with no interceptions, posting his second consecutive game with a passer rating greater than 90 (92.4). His 49-yard pass to Justin Gage was the fourth-longest completion of his career. Young also rushed five times for 14 yards, including a seven-yard touchdown run in the second quarter. The game marked the sixth time in his career he led the team to victory after facing a fourth quarter deficit or tie.

YOUNG'S CAREER RECORD WHEN ...

When Young ...	2009	2008	2007	2006	Regular	
					Season	Playoffs
Starts at quarterback	5-0	1-0	9-6	8-5	23-11	0-1
Starts vs. division opponents	2-0	1-0	3-2	4-2	10-4	0-0
Passes for 300 or more yards	1-0	0-0	0-1	0-0	1-1	0-0
Completes one or more TD passes	4-0	1-0	3-3	6-3	14-6	0-0
Completes two or more TD passes	0-0	0-0	3-0	3-0	6-0	0-0
Completes three or more TD passes	0-0	0-0	0-0	0-0	0-0	0-0
Passes for one TD and runs for another	0-0	0-0	0-1	3-0	3-1	0-0
Passes for two TDs and runs for another	0-0	0-0	0-0	2-0	2-0	0-0
Runs for at least one TD	1-0	0-0	2-1	4-3	7-4	0-0
Runs for at least two TDs	0-0	0-0	0-0	0-0	0-0	0-0
Starts and passes for no interceptions	4-0	0-0	3-1	6-0	13-1	0-0
Has a passer rating of 90.0 or greater	4-0	0-0	4-1	2-0	10-1	0-0
Has a passer rating of 100.0 or greater	1-0	0-0	2-0	2-0	5-0	0-0

Young's Career Regular Season Statistics:

Year	GP	GS	Passing													Rushing				
			Att	Cmp	Pct	Yds	Yd/Att	TD	TD%	Int	Int%	Lg	Sack	Lost	Rate	Att	Yds	Avg	Lg	TD
2006	15	13	357	184	51.5	2,199	6.2	12	3.4	13	3.6	53	25	129	66.7	83	552	6.7	39t	7
2007	15	15	382	238	62.3	2,546	6.7	9	2.4	17	4.5	73	25	157	71.1	93	395	4.2	21	3
2008	3	1	36	22	61.1	219	6.1	1	2.8	2	5.6	54	3	13	64.5	8	27	3.4	8	0
2009	7	5	132	83	62.9	1,010	7.7	4	3.0	2	1.5	51	5	27	90.2	40	159	4.0	14	1
Totals	40	34	907	527	58.1	5,974	6.6	26	2.9	34	3.7	73	58	326	71.9	224	1,133	5.1	39t	11

Young's Career Playoff Statistics:

Year	GP	GS	Passing													Rushing				
			Att	Cmp	Pct	Yds	Yd/Att	TD	TD%	Int	Int%	Lg	Sack	Lost	Rate	Att	Yds	Avg	Lg	TD
2007	1	1	16	29	55.2	138	4.76	0	0.0	1	3.4	26	3	9	53.5	2	12	6.0	9	0
2008	0	0	0	0	-	0	-	0	0.0	0	-	-	0	0	-	0	0	-	-	0
Totals	1	1	16	29	55.2	138	4.76	0	0.0	1	3.4	26	3	9	53.5	2	12	6.0	9	0

VINCE YOUNG'S FOURTH-QUARTER COMEBACKS & GAME-WINNING DRIVES

In his NFL career, quarterback **Vince Young** has led the Titans to victory nine times when the team trailed or was tied in the fourth quarter. That includes four games thus far in 2009, a 34-27 win at San Francisco (11/8), a 41-17 win against the Buffalo Bills (11/15), a 20-17 win at Houston (11/23) and a 20-17 defeat of the Arizona Cardinals (11/29).

Young's eight fourth-quarter comebacks:

Date/Opp.	4th Qtr Deficit/Tie	Score, Start of Drive	Drive Start	Young's Drive Stats (Att-Cmp-Yds, TD, Rushing)	Drive Totals	Drive End	Scoring Play	Final Score
10/15/06 at Washington	22-22	22-22	8:16	0-0-0, 0 TD, 0 rushes	6-30-3:05	5:11	Rob Bironas 30-yd FG	25-22
11/26/06 vs. NY Giants	0-21	14-21	3:07	6-3-41, 1 TD, 2 rushes for 35 yds	8-76-2:23	0:44	Young 14-yd pass to Brandon Jones	24-21
	0-21	21-21	0:23	2-2-18, 0, 0 rushes	3-18-0:17	0:06	Rob Bironas 49-yd FG	24-21
12/3/06 vs. Indianapolis	10-14	10-14	4:14 (3Q)	4-4-34, 1 TD, 2 rushes for 19 yds	11-95-6:50	12:24	Young 9-yd pass to Brandon Jones	20-17
	10-14	17-17	2:38	4-2-22, 0 TD, 2 rushes for 13 yds	9-33-2:31	0:07	Rob Bironas 60-yd FG	20-17
12/10/06 at Houston	13-17	13-17	12:00	5-4-34, 0 TD, 2 rushes for 8 yds	15-88-8:07	3:53	Travis Henry 2-yd run	26-20 (OT)
	13-17	20-20 (OT)	15:00 (OT)	1-1-1, 0 TD, 1 rush for 39-yd TD	5-57-3:46	11:14	Young 39-yd run	26-20 (OT)
12/24/06 at Buffalo	20-29	27-29	9:25	1-1-12, 0 TD, 2 rushes for 12 yds	14-75-7:15	2:10	Rob Bironas 30-yd FG	30-29
11/8/09 at San Francisco	17-20	17-20	10:49	2-1-33, 0 TD, 1 rush for 6 yds	8-81-3:44	7:11	Chris Johnson 2-yd run	34-27
11/15/09 vs. Buffalo	17-17	17-17	0:52 (3Q)	5-2-20, 0 TD, 2 rush for 10 yds	12-56-5:08	10:44	Chris Johnson 1-yd run	41-17
11/23/09 at Houston	17-17	17-17	2:52	4-1-5, 0 TD, 1 rush for 12 yds	9-59-2:05	0:47	Rob Bironas 53-yd FG	20-17
11/29/09 vs. Arizona	13-17	13-17	2:37	16-9-94, 1 TD, 1 rush for 6 yds	18-99-2:37	0:00	Young 10-yd pass to Kenny Britt	20-17

TOP RUSHERS AMONG QBs SINCE 2006

Titans quarterback **Vince Young** entered the NFL in 2006. Since that time, he is first among NFL quarterbacks in rushing yards and first in rushing touchdowns.

Most rushing yards among quarterbacks since 2006:

Player	Att	Yds	Avg	Lg	TD
1. Vince Young	224	1,133	5.1	39t	11
2. Michael Vick	138	1,104	8.0	51	2
3. David Garrard	221	985	4.5	30	5
4. Jason Campbell	140	710	5.1	29	3
5. Donovan McNabb	143	671	4.7	40	6
6. Jay Cutler	142	561	4.0	31	4
7. Aaron Rodgers	110	494	4.5	35	7
8. Tarvaris Jackson	107	476	4.4	32	4
9. Ben Roethlisberger	127	445	3.5	30t	8
10. Matt Cassel	118	433	3.7	19	3

Young also ranks second among quarterbacks in rushing first downs since the start of his rookie season.

Most rushing first downs among quarterbacks since 2006:

Player	Att	First Downs
1. David Garrard	221	92
2. Vince Young	224	68
3. Michael Vick	138	59
4. Jason Campbell	140	49
Donovan McNabb	143	49
6. Ben Roethlisberger	127	47
7. Aaron Rodgers	110	42
8. Jay Cutler	142	41
9. Tom Brady	106	33
Tarvaris Jackson	107	33

WINNING PERCENTAGE, FRANCHISE QBs

Of all the quarterbacks in Oilers/Titans history, **Vince Young** owns the best regular season winning percentage.

Best winning percentage as a starting quarterback, team history (minimum 20 starts):

Player	Years	Win	Loss	Tie	Pct
1. Vince Young	2006-09	23	11	0	.676
2. Steve McNair	1995-05	76	55	0	.580
3. Pete Beathard	1967-69	15	11	0	.577
4. Ken Stabler	1980-81	16	12	0	.571
5. George Blanda	1960-66	44	38	0	.537
6. Kerry Collins	2006-09	13	12	0	.520
7. Warren Moon	1984-93	70	69	0	.504

WINNING PCT OF QBs DRAFTED SINCE 2000

Among all quarterbacks who have been selected in the last 10 NFL Drafts (minimum 20 starts), **Vince Young's** winning percentage of .676 ranks fourth behind **Tom Brady** (.777), **Ben Roethlisberger** (.704) and **Philip Rivers** (.695).

Highest winning percentage among quarterbacks drafted between 2000 and 2009 (minimum 20 starts):

Quarterback	Year Drafted	Wins	Losses	Ties	Pct.
1. Tom Brady*	2000	94	27	0	0.777
2. Ben Roethlisberger	2004	57	24	0	0.704
3. Philip Rivers	2004	41	18	0	0.695
4. Vince Young	2006	23	11	0	0.676
5. Kyle Orton	2005	28	15	0	0.651
6. Matt Ryan	2008	17	10	0	0.630
Joe Flacco	2008	17	10	0	0.630
8. Rex Grossman	2003	19	12	0	0.613
9. Michael Vick	2001	38	24	1	0.611
10. Eli Manning	2004	48	34	0	0.585
11. Drew Brees*	2000	65	51	0	0.560

* Does not include Monday night game on Nov. 30

QB KERRY COLLINS

Veteran quarterback **Kerry Collins** is in his 15th NFL season and fourth campaign with the Titans. However, for the first time in his time in Tennessee, Collins was named the starting quarterback early in the offseason. He was signed to a two-year contract extension in February.



Collins ranks 14th in NFL history and third among active players (Brett Favre and Peyton Manning) in career passing yards. He ranks 11th all-time in career completions

In 2008, he became the team's starter in Week 2 of the regular season and capped the year with his second career Pro Bowl. He also was named to USA Today's All-Joe squad.

His 12 victories in 2008 tied Steve McNair's franchise record (2000) and also matched Collins' personal high (2000). With 242 completions, 2,676 yards, 12 touchdowns and seven interceptions on 415 attempts, his passer rating of 80.2 was the third-highest of his career (2000, 2002).

Prior to joining the Titans, Collins played 11 previous seasons with the Carolina Panthers (1995-98), New Orleans Saints (1998), New York Giants (1999-03) and Oakland Raiders (2004-05). Including the 2008 season, he has led his teams to the playoffs four times as a starter, including an appearance in the NFC Championship Game following the 1996 season with the Panthers and a Super Bowl appearance following the 2000 season with the Giants.

In his 2000 campaign with the Giants, he reached 3,000 passing yards for the first time in his career and for the first of six consecutive seasons reaching the mark. In 2002, while still with the Giants, he enjoyed the most prolific season by a quarterback in franchise history. He set a team record, was first in the NFC and was fourth in the NFL with 4,073 passing yards, surpassing Phil Simms' 1984 team record of 4,044 yards.

Collins was originally selected by the Panthers out of Penn State with the fifth overall pick in the 1995 NFL Draft. He was named to his first Pro Bowl following the 1996 season.

Kerry Collins' 2009 Highlights:

- **At Pittsburgh (9/10)**, he completed 22 of 35 passes for 244 yards, one touchdown and one interception. He found Justin Gage for a 14-yard score in the second quarter.
- **Against Houston (9/20)**, he accumulated a passer rating of 90.0, completing 21 of 33 attempts for 216 yards, two touchdowns and one interception. He completed a 69-yard touchdown pass to Chris Johnson and an eight-yard touchdown pass to Nate Washington in the first half.
- **At N.Y. Jets (9/27)**, he completed 15 of 37 passes for 170 yards, one touchdown and two interceptions. He found Nate Washington for a nine-yard touchdown in the third quarter. With his 11-yard completion to Kenny Britt in the second quarter, he moved past Boomer Esiason (37,920 career yards) for 13th place on the NFL's all-time passing yards list.
- **At Jacksonville (10/4)**, he completed 29 of 48 passes for 284 yards, one touchdown and two interceptions. With a five-yard completion to Bo



COLLINS' CAREER RECORD WHEN ...

When Collins ...	2009	Career Reg Season	Career Playoffs	Overall Career
Starts at quarterback	0-6	79-91	3-4	82-95
Starts vs. division opponents	0-3	34-42	1-0	35-42
Passes for 300 or more yards	0-0	13-17	1-1	14-18
Completes one or more TD passes	0-4	58-55	2-2	60-57
Completes two or more TD passes	0-1	29-22	2-1	31-23
Completes three or more TD passes	0-0	12-9	1-1	13-10
Starts and passes for no interceptions	0-0	42-20	1-0	43-20
Has a passer rating of 80.0 or greater	0-2	46-23	2-1	48-24
Has a passer rating of 90.0 or greater	0-1	34-12	1-1	35-13
Has a passer rating of 100.0 or greater	0-0	24-5	1-1	25-6

Scaife in the third quarter, he moved into ninth place on the franchise's all-time passing list, passing Cody Carlson (4,469). Later, a 14-yard pass to Nate Washington pushed him past Dave Krieg (38,147) for 12th place on the NFL's all-time passing yards list. In the fourth quarter, he ran for a 10-yard touchdown on fourth down. It was his 10th career rushing touchdown and his first since Nov. 27, 2005 against the Miami Dolphins as a member of the Oakland Raiders.

- **Against Indianapolis (10/11)**, he completed 19 of 32 passes for 164 yards and one interception.
- **At New England (10/18)**, he completed two of 12 passes for minus-seven yards and one interception.

Collins' Career Regular Season Statistics:

Year	Team	GP	GS	Att	Cmp	Pct	Passing					Lg	Sack	Lost	Rate	
							Yds	Yd/Att	TD	TD%	Int					Int%
1995	Car	15	13	433	214	49.4	2,717	6.3	14	3.2	19	4.4	89t	24	150	61.9
1996	Car	13	12	364	204	56.0	2,454	6.7	14	3.8	9	2.5	55	18	114	79.4
1997	Car	13	13	381	200	52.5	2,124	5.6	11	2.9	21	5.5	59t	27	200	55.7
1998	Car/NO	11	11	353	170	48.2	2,213	6.3	12	3.4	15	4.2	89t	31	191	62.0
1999	NYG	10	7	331	190	57.4	2,318	7.0	8	2.4	11	3.3	80t	16	112	73.3
2000	NYG	16	16	529	311	58.8	3,610	6.8	22	4.2	13	2.5	59	28	243	83.1
2001	NYG	16	16	568	327	57.6	3,764	6.6	19	3.3	16	2.8	74	36	206	77.1
2002	NYG	16	16	545	335	61.5	4,073	7.5	19	3.5	14	2.6	82t	24	152	85.4
2003	NYG	13	13	500	284	56.8	3,110	6.2	13	2.6	16	3.2	77t	28	164	70.7
2004	Oak	14	13	513	289	56.3	3,495	6.8	21	4.1	20	3.9	63	25	144	74.8
2005	Oak	15	15	565	302	53.5	3,759	6.7	20	3.5	12	2.1	79	39	261	77.3
2006	Ten	4	3	90	42	46.7	549	6.1	1	1.1	6	6.7	36	4	23	42.3
2007	Ten	6	1	82	50	61.0	531	6.5	0	0.0	0	0.0	46	5	42	79.9
2008	Ten	16	15	415	242	58.3	2,676	6.4	12	2.9	7	1.7	56t	8	60	80.2
2009	Ten	6	6	197	108	54.8	1,071	5.4	5	2.5	8	4.1	69t	6	37	62.0
Totals		184	170	5,866	3,268	55.7	38,464	6.6	191	3.3	187	3.2	89t	319	2,099	73.4

NFL ALL-TIME PASSING LEADERS

On Oct. 4, Titans quarterback **Kerry Collins** moved past **Dave Krieg** (38,147 yards) for 12th place on the NFL's all-time passing yards list. Additionally, Collins now ranks ninth in NFL history in career attempts and 11th in completions.

NFL's all-time passing yards leaders (through Sunday, Oct. 4):

Player	Career Pass Yds	Player	Career Pass Yds
1. Brett Favre	68,001	11. Johnny Unitas	40,239
2. Dan Marino	61,361	12. Kerry Collins	38,464
3. John Elway	51,475	13. Dave Krieg	38,147
4. Warren Moon	49,325	14. Boomer Esiason	37,920
5. Peyton Manning	49,043	15. Jim Kelly	35,467
6. Fran Tarkenton	47,003	16. Jim Everett	34,837
7. Vinny Testaverde	46,233	17. Jim Hart	34,665
8. Drew Bledsoe	44,611	18. Steve DeBerg	34,241
9. Dan Fouts	43,040	19. John Hadl	33,503
10. Joe Montana	40,551	20. Phil Simms	33,462

NFL's all-time pass completions leaders (through Sunday, Oct. 4):

Player	Career Pass Completions	Player	Career Pass Completions
1. Brett Favre	5,968	11. Kerry Collins	3,268
2. Dan Marino	4,967	12. Dave Krieg	3,105
3. Peyton Manning	4,137	13. Boomer Esiason	2,969
4. John Elway	4,123	14. Troy Aikman	2,898
5. Warren Moon	3,988	15. Steve DeBerg	2,874
6. Drew Bledsoe	3,839	16. Jim Kelly	2,874
7. Vinny Testaverde	3,787	17. Jim Everett	2,841
8. Fran Tarkenton	3,686	18. Johnny Unitas	2,830
9. Joe Montana	3,409	19. Mark Brunell	2,738
10. Dan Fouts	3,297	20. Steve McNair	2,733

COLLINS 3RD IN ACTIVE PASSING YARDS

Among active NFL quarterbacks, Titans quarterback **Kerry Collins** ranks third in career passing yards behind only **Brett Favre** and **Peyton Manning**.

Passing yards leaders among active NFL quarterbacks:

Player	Att	Cmp	Pct.	Yds	TD	Int
1. Brett Favre	9,638	5,968	61.9	68,001	488	313
2. Peyton Manning	6,383	4,137	64.8	49,043	357	176
3. Kerry Collins	5,866	3,268	55.7	38,464	191	187
4. Mark Brunell	4,594	2,738	59.6	31,826	182	106
5. Donovan McNabb	4,588	2,709	59.0	31,509	209	96
6. Kurt Warner	3,929	2,578	65.6	31,309	202	125
7. Tom Brady	4,046	2,562	63.3	29,495	217	92
8. Drew Brees	3,970	2,552	64.3	29,004	190	108
9. Jon Kitna	4,114	2,462	59.8	27,293	152	151
10. Jeff Garcia	3,676	2,264	61.6	25,537	161	83

FRANCHISE PRO BOWL QUARTERBACKS

Kerry Collins earned a Pro Bowl berth with his performance in 2008. He became the sixth quarterback in franchise history to be named to the Pro Bowl squad (or AFL All-Star team from 1961-69). He joins **George Blanda**, **Dan Pastorini**, **Warren Moon**, **Steve McNair** and **Vince Young**.

Titans/Oilers Pro Bowl quarterbacks*:

Quarterback	No. Pro Bowls	Seasons
George Blanda*	3	1961, 1962, 1963
Dan Pastorini	1	1975
Warren Moon	6	1988, 1989, 1990, 1991, 1992, 1993
Steve McNair	3	2000, 2003, 2005
Vince Young	1	2006
Kerry Collins	1	2008

* AFL All-Star Team; AFC-NFC Pro Bowl began in 1970

RB CHRIS JOHNSON


Chris Johnson, who is in his second NFL season, produced one of the most extraordinary campaigns by a rookie running back in Titans history in 2008.

Only two players in team annals – **Earl Campbell** (1,450) and **Eddie George** (1,368) – rushed for more yards in their rookie seasons than Johnson, the 24th overall selection in the 2008 NFL Draft. His yardage total was the third-highest in the AFC and eighth in the NFL in 2008, while his 4.9-yard average ranked first in the AFC, fourth in the NFL and sixth in franchise history.

Johnson also finished second on the team with 43 receptions for 260 yards, giving him a total of 1,488 scrimmage yards that ranked fifth in the AFC, 10th in the NFL and third in franchise history among rookies.

He was rewarded by being named to the Pro Bowl, joining Campbell (1978) to become the only franchise rookie running backs to be selected to the all-star game.

In his career at East Carolina University, Johnson rushed for 2,982 yards and recorded an additional 1,296 receiving yards. At the NFL Scouting Combine in February 2008, he posted the fastest 40-yard dash of any prospect with a time of 4.24 seconds.



WHAT TO LOOK FOR THIS WEEK: CHRIS JOHNSON

- RB **Chris Johnson** will attempt to record his 12th career 100-yard rushing game and his seventh consecutive 100-yard game. He would become the only franchise player besides **Earl Campbell** (seven consecutive games in 1979) to rush for 100 yards in seven straight games.
- Johnson can become the first player in NFL history to record 125 or more rushing yards in seven consecutive contests, breaking a tie with **Earl Campbell** (six games in 1980) and **Eric Dickerson** (six in 1984).
- Johnson is in position to move up the franchise list for most rushing yards in a season. Currently with 1,396 yards, he could move into fifth place with four yards by **Eddie George** in 1997), fourth place with 55 yards (1,450 by **Earl Campbell** in 1978) and third place with 114 yards (1,509 by George in 2000).
- With one rushing touchdown, Johnson will rank 10th on the team's all-time rushing touchdowns list, breaking a tie with **Hoyle Granger** (18 from 1966-72). One rushing touchdown would give Johnson 10 this season, eclipsing his total from his rookie season and tying for the eighth-highest total in a season in franchise history.

Chris Johnson's 2009 Highlights:

- **At Pittsburgh (9/10)**, he led the team with 57 yards on 15 carries, including a long of 32 yards. He also caught one pass for 11 yards.
- **Against Houston (9/20)**, set career highs with 197 rushing yards and 87 receiving yards for a combined total of 284 yards. He accounted for a pair of rushing touchdowns and one touchdown reception. It was the first occasion in NFL history in which a player recorded a 90-plus yard rushing touchdown (91), another 50-plus yard rushing touchdown (57), and a 60-plus yard receiving touchdown (69) in a game. With the fifth 100-yard rushing game of his career, his rushing total was the eighth-best in franchise history and the highest total by a Titans player since **Eddie George** (199) against the Oakland Raiders on Dec. 9, 1999. Johnson tallied the second-highest combined rushing and receiving total in franchise history behind **Billy Cannon's** 330 yards against the New York Titans on Dec. 10, 1961. Johnson's nine receptions also set a career high and tied for the second-highest total by a Titans player since the start of the 2005 season. Johnson's cletes he wore in the game were requested to be put on display at the Pro Football Hall of Fame.
- **At N.Y. Jets (9/27)**, he led the team with 97 yards on 22 carries, including a long rush of 30 yards. His 22 carries made up the second-highest total of his career.
- **At Jacksonville (10/4)**, he led the team with 83 yards on 16 carries

Chris Johnson's career 100-yard rushing games (2009 in bold):

Date	Opp	Att.	Yds.	Avg.	Lg	TD
11/01/09	Jacksonville	24	228*	9.5	89t	2
09/20/09	Houston	16	197	12.3	91t	2
10/19/08	at Kansas City	18	168	9.3	66t	1
11/29/09	Arizona	18	154	8.6	85t	1
11/23/09	at Houston	29	151	5.2	36	0
12/7/08	Cleveland	19	136	7.2	33	1
11/08/09	at San Francisco	25	135	5.4	41	2
11/15/09	Buffalo	26	132	5.1	32	2
10/18/09	at New England	17	128	7.5	48	0
11/27/08	at Detroit	16	125	7.8	58t	2
09/14/08	at Cincinnati	19	109	5.7	51	0

* Franchise record

and added three receptions for 11 yards. Also scored on a carry for a two-point conversion in the fourth quarter.

- **Against Indianapolis (10/11)**, he recorded nine carries for 34 yards and two receptions for nine yards.
- **At New England (10/18)**, he registered his sixth career 100-yard performance, totaling 128 yards on 17 carries, including long runs of 31 and 48 yards.
- **Against Jacksonville (11/1)**, he set a new franchise record with 228 rushing yards on 24 carries and was subsequently named AFC Offensive Player of the Week and FedEx Ground Player of the Week. He set the record with an 89-yard touchdown run in the fourth quarter—the third-longest run in team history. Previously in the game he scored on a 52-yard run. He eclipsed the totals of previous co-record holders **Billy Cannon** (216 on Dec. 10, 1961) and **Eddie George** (216 on Aug. 31, 1997). Johnson's yardage total was the most by an NFL player in two years (296 by **Adrian Peterson** on Nov. 4, 2007) and tied for the 16th best total since the AFL-NFL merger in 1970. Johnson's total contributed to the team's 305 rushing yards, which was the second-highest total in team history. He went over the 100-yard barrier for the second consecutive game and the seventh time in his two-year career and moved past the 2,000-yard rushing mark for his career.
- **At San Francisco (11/8)**, he set a then-career high with 25 carries for 135 yards and two touchdowns and added 25 yards on three receptions. A 41-yard run in the fourth quarter put him over the 100-yard mark for the third consecutive game and the eighth contest in his career. With touchdowns of one and two yards, he recorded multiple touchdowns in a game for the second consecutive week and fifth time in his career. He also reached 1,000 scrimmage yards in 2009 as well as 2,500 career scrimmage yards in his 23rd NFL game.
- **Against Buffalo (11/15)**, he set a career high with 26 carries for 132 yards and two touchdowns. It was his ninth career 100-yard rushing game and his fourth consecutive 100-yard effort. He became the first Titans player since **Eddie George** in 1998 (five consecutive games) to tally four consecutive 100-yard efforts. He also set a career high with 100 yards on nine receptions (tied career high). In doing so, he became only the second player in franchise history and the first since 1961 to hit triple digits in a game in both rushing and receiving, joining **Billy Cannon** (216 rushing yards and 114 receiving yards vs. N.Y. Titans on Dec. 10, 1961). Also, Johnson reached the 1,000-yard rushing mark on the season with a 32-yard gain on an option pitch. He became the first Titans running back since **Eddie George** in 2002-03 to post back-to-back 1,000-yard rushing campaigns and the third player in franchise history to accomplish the feat in his first two NFL seasons, joining **George** (1996-97) and **Earl Campbell** (1978-79). Johnson hit the mark in his ninth game in 2009, sooner than any other player in team history (10 games by **Campbell** in both 1980 and 1981). On a five-yard carry in the third quarter, Johnson went over 100 rushing yards in the game. With a one-yard touchdown run in the fourth quarter, which put the Titans ahead 24-17, Johnson posted his third consecutive game with two touchdowns. He and **Campbell** are the only franchise players since 1970 with two or more rushing touchdowns in three consecutive contests.
- **At Houston (11/23)** on *Monday Night Football*, he went over 100 yards rushing for the fifth consecutive game and the 10th time in his career, totaling 151 yards on 29 attempts. He became the first Titans player since **Eddie**

George in 1998 to tally five consecutive 100-yard efforts. **Earl Campbell** (seven consecutive games in 1979 and six consecutive games in 1980) are the only other player to accomplish the feat. In the second quarter, he helped set up a touchdown with his game-long 36-yard carry. His 22-yard run in the final three minutes helped set up the game-winning field goal. Johnson moved into the franchise's top 10 in career rushing in the game, passing teammate **LenDale White**.

- **Against Arizona (11/29)**, he rushed for 154 yards on 18 carries in his 11th career 100-yard rushing game and his sixth consecutive 100-yard game. He added 32 yards on three receptions. Johnson became the only franchise player besides **Earl Campbell** (seven consecutive games in 1979 and six consecutive games in 1980) to rush for 100 yards in six straight contests. Also, he became the third player in NFL history with six consecutive games rushing for 125 or more yards, joining **Earl Campbell** (1980) and **Eric Dickerson** (1984) as the only players to accomplish the feat. However, Johnson was the only player in league annals to have six consecutive 125-yard performances while averaging 5.0 yards per carry in each of the contests. **Jim Brown** accomplished the feat in five consecutive games. Johnson put the Titans up 13-3 in the third quarter with an 85-yard touchdown run, his third touchdown run of the season of 85-plus yards. No other player in NFL history has had three touchdown runs of 85-plus yards in his career. With a four-yard carry in the fourth quarter, Johnson passed **Ricky Williams** to record the most rushing yards in any single month since 1970. Williams set the record with 797 yards in December 2002. In five November games, Johnson had 800 total rushing yards. Also in the Cardinals game, Johnson vaulted from 11th place to sixth place on the club's all-time single-season rushing list.

Johnson's Career Regular Season Statistics:

	GP	GS	Att	Yds	Avg	Lg	TD	Rec	Yds	Avg	Lg	TD
2008	15	14	251	1,228	4.9	66t	9	43	260	6.0	25	1
2009	11	11	217	1,396	6.4	91t	9	33	294	8.9	69t	1
Totals	26	25	468	2,624	5.6	91t	18	76	554	7.3	69t	2

2009 NFL RUSHING LEADERS

Titans running back **Chris Johnson** ranks first in the NFL in rushing yards. Johnson, who concluded his rookie season in 2008 ranked eighth in the NFL with 1,228 yards, has a total of 1,396 rushing yards through 11 games and also leads the league with a 6.4-yard average.

2009 NFL rushing leaders:

Player (Team)	Att	Yds	Avg	Lg	TD
1. Johnson, Chris (TEN)	217	1,396	6.4	91	9
2. Jackson, Steven (SL)	238	1,120	4.7	58	4
3. Peterson, Adrian (MIN)	230	1,084	4.7	64	12
4. Williams, DeAngelo (CAR)	197	1,022	5.2	77	7
5. Jones-Drew, Maurice (JAX)	209	1,001	4.8	80	13
6. Jones, Thomas (NYJ)	216	959	4.4	71	9
7. Grant, Ryan (GB)	209	890	4.3	37	5
8. Turner, Michael (ATL)	177	864	4.9	58	10
9. Benson, Cedric (CIN)	205	859	4.2	28	6
10. Rice, Ray (BLT)	167	821	4.9	50	6

2009 NFL SCRIMMAGE YARDS LEADERS

Chris Johnson ranks first in the NFL in total yards from scrimmage. His 1,396 rushing yards and 294 receiving yards give him a total of 1,690 yards.

2009 NFL leaders in yards from scrimmage:

Player, Team (Pos)	Total Yds	Touches (Att+Rec)	Rush Yards	Rec Yards
1. Johnson, Ten. (RB)	1,690	250	1,396	294
2. Rice, Bal. (RB)	1,403	228	821	582
3. Jackson, St.L (RB)	1,378	278	1,120	258
4. Peterson, Min. (RB)	1,317	257	1,084	233
5. Jones-Drew, Jac. (RB)	1,274	250	1,001	273
6. D. Williams, Car. (RB)	1,256	223	1,022	234
7. Grant, G.B. (RB)	1,080	232	890	190
8. Jones, NY-J (RB)	1,019	225	959	60
9. R. Williams, Mia. (RB)	1,004	174	792	212
10. Wayne, Ind. (WR)	987	79	0	987

FRANCHISE RUSHING LEADERS

The Titans have a pair of running backs at or near the franchise's all-time top 10 in career rushing yards. With 2,624 career yards, **Chris Johnson** is in 10th place on the list. **LenDale White** is 11th with 2,335 career yards.

All-time rushing yards leaders in franchise history:

Player	Seasons	Att	Yards	Avg	Lg	TD
1. Eddie George	1996-03	2,733	10,009	3.7	76	64
2. Earl Campbell	1978-84	1,979	8,574	4.3	81t	73
3. Lorenzo White	1988-94	1,000	4,079	4.1	44	29
4. Hoyle Granger	1966-72	773	3,514	4.5	69	18
5. Steve McNair	1995-05	614	3,439	5.6	71t	36
6. Mike Rozier	1985-90	910	3,426	3.8	41	27
7. Charley Tolar	1960-66	907	3,277	3.6	40	21
8. Ronnie Coleman	1974-81	700	2,769	4.0	46t	16
9. Chris Brown	2003-07	643	2,757	4.3	52	16
10. Chris Johnson	2008-09	468	2,624	5.6	91t	18
11. LenDale White	2006-09	625	2,335	3.7	80t	24

MOST RUSH YDS IN A SEASON, TEAM HISTORY

Chris Johnson is within three yards of the franchise's top five single-season rushing totals in franchise history.

As a rookie in 2008, Johnson produced the 12th-highest rushing total in club annals with 1,228 yards.

Most rushing yards in a season, franchise history:

Player	Season	Att	Yds	Avg	Lg	TD
1. Earl Campbell	1980	373	1,934	5.2	55t	13
2. Earl Campbell	1979	368	1,697	4.6	61t	19
3. Eddie George	2000	403	1,509	3.7	35t	14
4. Earl Campbell	1978	302	1,450	4.8	81t	13
5. Eddie George	1997	357	1,399	3.9	30	6
6. Chris Johnson	2009	217	1,396	6.4	91t	9
7. Earl Campbell	1981	361	1,376	3.8	43	10
8. Eddie George	1996	335	1,368	4.1	76	8
9. Eddie George	1999	320	1,304	4.1	40	9
10. Earl Campbell	1983	322	1,301	4.0	42	12
11. Eddie George	1998	348	1,294	3.7	37t	5
12. Chris Johnson	2008	251	1,228	4.9	66t	9

JOHNSON & 20-YARD RUSHES

Titans running back **Chris Johnson** leads the NFL with 19 carries that have gained 20 or more yards. He is quickly approaching the leaders in the category for the past 15 seasons. Only two players since the start of the 1995 season—**Adrian Peterson** (2008) and **Barry Sanders** (1997)—have had as many 20-yard carries in a 16-game season than Johnson has had so far this year.

Most rushes of 20 or more yards in a season, 1995-2009:

Player	Year	Team	Rush Att 20+ yards	Rush TDs 20+ yards
1. Adrian Peterson	2008	Minnesota	20	4
2. Barry Sanders	1997	Detroit	19	6
Chris Johnson	2009*	Tennessee	19	6
4. Jamal Anderson	1998	Atlanta	17	4
Tiki Barber	2005	N.Y. Giants	16	4
Jamal Lewis	2003	Baltimore	16	6
Deuce McAllister	2003	New Orleans	16	3
Barry Sanders	1995	Detroit	16	5
9. DeAngelo Williams	2008	Carolina	15	6
Frank Gore	2006	San Francisco	15	2
Larry Johnson	2005	Kansas City	15	5
Shaun Alexander	2004	Seattle	15	2
Ahman Green	2003	Green Bay	15	4
Terrell Davis	1998	Denver	15	8

* Through 11 games in 2009

HIGHEST RUSHING AVG, NFL RUSHING LEADERS

Titans running back **Chris Johnson** leads the NFL with 1,396 rushing yards. He also leads the league with a 6.43-yard average.

If Johnson could continue his pace, he could become just the sixth player in the history of the NFL to lead the league in rushing with an average above six yards per attempt.

Players in NFL history to lead the league in rushing with an average of 6.0 yards per carry:

Player	Team	Year	Avg	Yards
1. Barry Sanders	Detroit	1997	6.1	2,053
2. O.J. Simpson	Buffalo	1973	6.0	2,003
3. Jim Brown	Cleveland	1963	6.4	1,863
4. Joe Perry	San Francisco	1954	6.1	1,049
5. Beattie Feathers	Chicago	1934	8.4	1,004
Chris Johnson*	Tennessee	2009	6.4	1,396

* Leads the NFL in rushing entering Week 13

JOHNSON'S RECORD-SETTING DAY

On Sept. 20 against the Houston Texans, **Chris Johnson** enjoyed a record-setting afternoon. He set career highs with 197 rushing yards (eclipsed later in season) and 87 receiving yards for a combined total of 284 yards, and he accounted for a pair of rushing touchdowns and one touchdown reception. It was the first occasion in NFL history in which a player recorded a 90-plus yard rushing touchdown (91), another 50-plus yard rushing touchdown (57), and a 60-plus yard receiving touchdown (69) in a game. His shoes from the game were requested for a display at the Pro Football Hall of Fame.

Johnson's rushing total was at the time the eighth-highest in franchise history and the highest by a Titans player since **Eddie George** rushed for 199 yards against the Oakland Raiders on Dec. 9, 1999 (see table in next note).

Johnson produced the second-largest combined rushing and receiving total in franchise history behind **Billy Cannon's** 330 yards against the New York Titans on Dec. 10, 1961. It also was the seventh-greatest combined rushing and receiving total in the NFL since the start of the 2000 season and the 12th-best number in the NFL since 1970.

Most scrimmage yards in a game in franchise history:

Player	Date	Opp	Total Scrimmage Yds
1. Billy Cannon	12/10/61	at New York	330
2. Chris Johnson	9/20/09	Houston	284
3. Charles Hennigan	10/13/61	at Boston	272

LONGEST RUNS IN TEAM HISTORY

Chris Johnson's performance on Sept. 20 against the Texans included a carry that tied for the longest rush in franchise history. In the third quarter, the Titans offense faced a third-and-10 from their own nine-yard line. Johnson took a handoff and raced up the middle 91 yards for a score.

The run tied a franchise record that stood alone for 45 years. On Dec. 13, 1964, Oilers running back **Sid Blanks** scored on a 91-yard carry against the New York Jets. Johnson's 91-yard score came on the heels of a 57-yard touchdown earlier in the game, which at the time was the third-longest run of his career.

Johnson later in 2009 scored on runs of 89 and 85 yards, giving him three touchdown runs in 2009 of 85 or more yards. No other player in NFL history has had as many 85-yard touchdown runs in his career.

Johnson owns three of the longest four rushing plays in team history.

Longest rushing attempts in franchise history:

Player	Date	Opp	Run
1. Chris Johnson	9/20/09	Houston	91t
Sid Blanks	12/13/64	New York	91t
3. Chris Johnson	11/1/09	Jacksonville	89t
4. Chris Johnson	11/29/09	Arizona	85t
5. Earl Campbell	11/20/78	Miami	81t
6. LenDale White	10/19/08	at Kansas City	80t
Larry Moriarty	9/11/83	at L.A. Raiders	80

JOHNSON'S RECORD-SETTING DAY II

On Nov. 1, **Chris Johnson** set the franchise's all-time single-game rushing record with 228 yards against the Jacksonville Jaguars. He accomplished the feat while tying a career high with a total of 24 carries, including touchdown runs of 52 and 89 yards.

Johnson's performance, which topped his previous high of 197 yards against the Texans on Sept. 20, edged the previous co-owners of the team record, **Billy Cannon** (216 on Dec. 10, 1961) and **Eddie George** (216 on Aug. 31, 1997).

Top rushing performances in franchise history:

Player	Date	Opponent	Rush Yds
1. Chris Johnson	11/1/09	Jacksonville	228
2. Eddie George	8/31/97	Oakland	216
Billy Cannon	12/10/61	at New York	216
4. Earl Campbell	11/16/80	at Chicago	203
Earl Campbell	10/19/80	Tampa Bay	203
6. Earl Campbell	10/26/80	Cincinnati	202
7. Eddie George	12/9/99	Oakland	199
Earl Campbell	11/20/78	Miami	199
9. Chris Johnson	9/20/09	Houston	197
10. Earl Campbell	11/22/79	at Dallas	195

Johnson's yardage total was the most by an NFL player in two years (296 by **Adrian Peterson** on Nov. 4, 2007) and tied for the 16th best figure since the AFL-NFL merger in 1970.

His 89-yard touchdown run qualified for the third-longest in franchise history, surpassed only by his own 91-yard run Sept. 20 against the Texans and Sid Blanks' 91-yarder in 1964 (see table in previous note for a complete list).

As a team, the Titans finished the game against the Jaguars with 305 rushing yards, marking only the second time in team history they reached the 300-yard barrier (332 yards on 10/19/08 at Kansas City).

MOST RUSHING TDs IN A SEASON, CLUB HISTORY

Chris Johnson is one rushing touchdown shy of surpassing his rookie total, which also would tie for the eighth-highest total in franchise history.

Most rushing touchdowns in a season, franchise history:

Player	Season	Rushing TDs
1. Earl Campbell	1979	19
2. LenDale White	2008	15
3. Eddie George	2000	14
4. Earl Campbell	1978	13
Earl Campbell	1980	13
6. Earl Campbell	1983	12
Eddie George	2002	12
8. Earl Campbell	1981	10
Mike Rozier	1988	10
10. Chris Johnson	2009	9
Chris Johnson	2008	9
Eddie George	1999	9
Allen Pinkett	1991	9

NOVEMBER TO REMEMBER

Titans running back **Chris Johnson** had arguably the best month of any running back in NFL history.

With 800 total rushing yards in the month, he had the most rushing yards in calendar month since 1970. His total surpassed **Ricky Williams'** previous record of 797 yards in December 2002.

Johnson began the month—and the Titans' current five-game winning streak—with a franchise-record 228 yards on the ground against the Jacksonville Jaguars. He followed that performance with 135 yards at San Francisco, 132 yards against Buffalo, 151 yards at Houston and 154 yards against the Arizona Cardinals.

Johnson's 800 rushing yards in November put him well above Barry Sanders' previous record of 701 yards in the month of November, which Sanders accumulated in 1997.

Most rushing yards in a calendar month, 1970-09:

Player (Team)	Month/Year	Games	Att	Yards	Avg	TD
1. Chris Johnson (Ten)	Nov. 2009	5	122	800	6.6	7
2. Ricky Williams (Mia)	Dec. 2002	5	131	797	6.1	6
3. Tiki Barber (NYG)	Dec. 2005	5	135	742	5.5	3
4. Barry Sanders (Det)	Nov. 1997	5	100	701	7.0	6
5. Walter Payton (Chi)	Nov. 1977	4	111	683	6.2	5

RUSHING FOR 125 IN SIX CONSECUTIVE GAMES

Chris Johnson can become the only player in NFL history with seven consecutive games rushing for 125 or more yards. He would break a tie with **Earl Campbell** (1980) and **Eric Dickerson** (1984), the only other players to accomplish the feat in six straight games.

Johnson is the only player in league annals to average 5.0 yards per carry in every game while recording six consecutive 125-yard rushing efforts. **Jim Brown** (1958) was the previous record holder with five games.

Most consecutive games with 125 or more rushing yards:

Player	Team(s)	Year(s)	Consec. Games With 125+ Yards
1. Earl Campbell	Houston Oilers	1980	6
Eric Dickerson	Los Angeles Rams	1984	6
Chris Johnson	Tennessee	2009	6
4. Jim Brown	Cleveland	1958	5
O.J. Simpson	Buffalo	1975	5
Barry Sanders	Detroit	1997	5
Clinton Portis	Denver-Washington	2003-04	5
Larry Johnson	Kansas City	2005	5



RB LENDALE WHITE

Running back **LenDale White**, a former second-round draft pick from USC, is in his fourth NFL season in 2009.

In 2008, the Colorado native finished tied for first in the AFC and third in the NFL with 15 touchdowns, a mark that ranks second in team annals for rushing touchdowns in a season.

White registered his only 1,000-yard rushing season in 2007 after battling through various minor injuries to start all 16 games and finish eighth in the AFC with a team-best 1,110 rushing yards on 303 carries.

**LenDale White's 2009 Highlights:**

- **At Pittsburgh (9/10)**, he totaled 28 yards on eight carries and added one reception for five yards.
- **Against Houston (9/20)**, carried the ball six times for 25 yards.
- **At N.Y. Jets (9/27)**, he gained 27 yards on seven carries, including a five-yard touchdown run in the second quarter, his first of the season.
- **Against Indianapolis (10/11)**, he led the team with 51 yards on 10 rushing attempts.
- **At New England (10/18)**, he recorded six carries for 15 yards before leaving the game with a knee injury in the second quarter.
- **Against Jacksonville (11/1)**, he rushed for 47 yards on 13 carries. He contributed to the team's 305 total rushing yards, which was the second-highest total in team history. In the fourth quarter, he provided two first downs with consecutive runs of eight, four, seven, one and five yards.
- **At San Francisco (11/8)**, he recorded three yards on four carries. With a one-yard run in the second quarter, he moved past **Allen Pinkett** (2,324 yards) for 10th place on the team's all-time rushing yards list.
- **At Houston (11/23)**, he totaled four yards on two attempts, including a game-tying one-yard touchdown run with less than a minute to play in the first half.
- **Against Arizona (11/29)**, he was inactive.

White's Career Regular Season Statistics:

	GP	GS	Att	Yds	Avg	Lg	TD	Rec	Yds	Avg	Lg	TD
2006	13	0	61	244	4.0	26	0	14	60	4.3	13	0
2007	16	16	303	1,110	3.7	28	7	20	114	5.7	15	0
2008	16	2	200	773	3.9	80t	15	5	16	3.2	7	0
2009	10	0	61	208	3.4	11	2	2	12	6.0	7	0
Totals	55	18	625	2,335	3.7	80t	24	41	202	4.9	15	0

CAREER RUSHING TDs, FRANCHISE HISTORY

Titans running back **LenDale White** now ranks sixth in franchise history with 24 career rushing touchdowns.

Most career rushing touchdowns, franchise history:

Player	Seasons	Rushing TDs
1. Earl Campbell	1978-1984	73
2. Eddie George	1996-2003	64
3. Steve McNair	1995-2005	36
4. Lorenzo White	1988-1994	29
5. Mike Rozier	1985-1990	27
6. LenDale White	2006-2009	24
7. Warren Moon	1984-1993	21
Allen Pinkett	1986-1991	21
Charley Tolar	1960-1966	21
10. Hoyle Granger	1966-1972	18
Chris Johnson	2008-2009	18

TE ALGE CRUMPLER

Tight end **Alge Crumpler** is in his second season with the Titans and ninth overall NFL campaign. The four-time Pro Bowler signed with the Titans as a free agent during the 2008 offseason after spending his first seven years with the Atlanta Falcons.

During the 2008 season, Crumpler ranked sixth on the team with 24 receptions for 257 yards and one touchdown.

In Atlanta, he became the franchise's all-time leader among tight ends in career receptions (316) and career touchdown receptions (35).

**Alge Crumpler's 2009 Highlights:**

- **Against Houston (9/20)**, he tied for second on the team with four receptions for 44 yards, including a long of 16.
- **At N.Y. Jets (9/27)**, he tied for the team lead with four receptions for 41 yards, including a 27-yard catch that helped set up a third-quarter touchdown.
- **At Jacksonville (10/4)**, he recorded three receptions for 23 yards.
- **Against Indianapolis (10/11)**, he posted three receptions for 14 yards.
- **Against Jacksonville (11/1)**, he registered two receptions for 14 yards.
- **At Houston (11/23)**, he registered two receptions for 18 yards in a Monday night victory.
- **Against Arizona (11/29)**, he caught one pass for eight yards.

Crumpler's Career Regular Season Statistics:

	Team	GP	GS	Rec	Yds	Avg	Lg	TD
2001	Atl	16	12	25	330	13.2	57t	3
2002	Atl	16	9	36	455	12.6	33	5
2003	Atl	16	16	44	552	12.5	63	3
2004	Atl	14	14	48	774	16.1	49t	6
2005	Atl	16	16	65	877	13.5	48	5
2006	Atl	16	16	56	780	13.9	46	8
2007	Atl	14	10	42	444	10.6	55t	5
2008	Ten	15	15	24	257	10.7	28	1
2009	Ten	11	10	21	167	8.0	27	0
Career		134	118	361	4,636	12.8	63t	36

CRUMPLER FIRST IN AVG. PER RECEPTION

Among active NFL tight ends, Titans tight end **Alge Crumpler** ranks first in average yards per reception (minimum 200 receptions). He leads names such as **Antonio Gates**, **Dallas Clark** and **Tony Gonzalez**.

Highest Average Yards Per Reception Among Active Tight Ends (minimum 200 career receptions):


Player	Rec	Yds	Avg	Lg	TD
1. Alge Crumpler	361	4,636	12.8	63	36
2. Antonio Gates	459	5,893	12.8	72t	55
3. Owen Daniels	207	2,501	12.1	44	15
4. Tony Gonzalez	977	11,606	11.9	73t	81
5. Dallas Clark	330	3,916	11.9	80t	36
6. Todd Heap	411	4,670	11.4	48	32
7. Jason Witten	488	5,523	11.3	53	26
8. Jeremy Shockey	460	5,172	11.2	66	30
9. Billy Miller	200	2,248	11.2	57	10
10. Desmond Clark	314	3,525	11.2	52	25

TE BO SCAIFE

Tight end **Bo Scaife** is in his fifth season with the Titans since being selected out of the University of Texas in the sixth round of the 2005 NFL Draft.

During the 2008 season, Scaife led the Titans and set a career high with 58 receptions for 561 yards and two touchdowns. His reception total ranked fifth in the AFC and seventh in the NFL among tight ends.

Scaife led the team's tight ends in receiving in each of the 2006 and 2007 seasons. In 2007, he set a then-career high with 46 receptions for 421 yards, ranking eighth in the AFC (14th in NFL) in receptions among tight ends.



Bo Scaife's 2009 Highlights:

- **At Pittsburgh (9/10)**, he ranked second on the team with five receptions for 48 yards, including a long of 20. He left the game in the third quarter with a sprained knee.
- **Against Houston (9/20) and at N.Y. Jets**, he was inactive with a knee injury.
- **At Jacksonville (10/4)**, he returned from injury to collect three receptions for 25 yards.
- **Against Indianapolis (10/11)**, he led the team with four receptions for 45 yards, including a long of 18.
- **Against Jacksonville (11/1)**, he led the team with four receptions for 27 yards.
- **At San Francisco (11/8)**, he recorded two receptions for 20 yards, including a key 15-yard catch on third-and-four in the fourth quarter.
- **Against Buffalo (11/15)**, he recorded two receptions for 16 yards.
- **At Houston (11/23)** on Monday Night Football, he tied for the team lead with four receptions for 38 yards, including a season-long 27-yard catch.
- **Against Arizona (11/29)**, he recorded five receptions for 68 yards, including a long of 22. On the game-winning, 99-yard drive, he caught a 19-yard pass that originally was batted at the line of scrimmage. In the game he moved into a tie with **Alvin Reed** (199 receptions) for second place on the team's all-time receptions list among tight ends.

Scaife's Career Regular Season Statistics:

	GP	GS	Rec	Yds	Avg	Lg	TD
2005	16	5	37	273	7.4	19	2
2006	14	12	29	370	12.8	34	2
2007	16	15	46	421	9.2	26	1
2008	16	7	58	561	9.7	44	2
2009	9	6	29	287	9.9	27	0
Career	71	45	199	1,912	9.6	44	7

MOST RECEPTIONS BY FRANCHISE TEs

Against the Arizona Cardinals on Nov. 29, **Bo Scaife** moved into a tie with **Alvin Reed** for second place on the team's all-time receptions list among tight ends.

Scaife, a sixth-round pick out of Texas in 2005, trails only former tight ends **Frank Wycheck** (482) on the club's list.

Most career receptions by a tight end in franchise history:

Player	Seasons	Rec	Yds	Avg	Lg	TD
1. Frank Wycheck	1995-2003	482	4,958	10.3	42	27
2. Alvin Reed	1967-1972	199	2,818	14.2	60	11
3. Bo Scaife	2005-2009	199	1,912	9.6	44	7
4. Erron Kinney	2000-2005	178	1,750	9.8	31	10
5. Mike Barber	1976-1981	140	1,886	13.5	79t	13


WR NATE WASHINGTON

Wide receiver **Nate Washington** was signed by the Titans as an unrestricted free agent during the 2009 offseason after spending his first four NFL seasons with the Pittsburgh Steelers.

The 6-1, 185-pounder appeared in 49 games with seven starts during his four seasons in Pittsburgh, where he collected 104 receptions for 1,705 yards and 12 touchdowns. He led the Steelers in yards per catch in two of his last three seasons there.

In 2008, Washington set career highs with 40 catches and 631 receiving yards, while also scoring three touchdowns.

Originally signed by the Steelers as an undrafted free agent from Tiffin University in 2005, he enjoyed a breakout season in 2006 when he led the AFC with a 17.8-yard per reception average.



Nate Washington's 2009 Highlights:

- **At Pittsburgh (9/10)**, he made his regular season Titans debut at the home of his former team and collected one reception for eight yards.
- **Against Houston (9/20)**, he tied for second on the squad with four receptions for 36 yards, including his first touchdown in a Titans uniform. In the second quarter, he caught an eight-yard touchdown pass from Kerry Collins to give the team a 21-7 lead. He also had a career-long 14-yard rushing attempt on a reverse.
- **At N.Y. Jets (9/27)**, he posted two receptions for 25 yards, including a 16-yard catch on third-and-eight in the second quarter and a nine-yard touchdown reception in the third quarter. It was his second touchdown in as many weeks.
- **At Jacksonville (10/4)**, he gained 66 yards and one touchdown on a career-high seven receptions, eclipsing his previous career high of six catches (10/5/08 vs. Jacksonville). A 14-yard touchdown reception gave him a touchdown for the third consecutive game, matching a career-best three-game run as a member of the Pittsburgh Steelers in 2008.
- **Against Indianapolis (10/11)**, he recorded three receptions for 37 yards, including a 23-yarder on third down to extend a scoring drive.
- **Against Jacksonville (11/1)**, he registered two receptions for 22 yards, including a long of 16 and a six-yard touchdown reception from Vince Young. Both receptions occurred on the same second-quarter drive that put the Titans ahead 10-0.
- **At San Francisco (11/8)**, he caught three passes for 30 yards.
- **Against Buffalo (11/15)**, he posted two receptions for 33 yards, including a 19-yard catch on third-and-eight and a 14-yard touchdown in the first quarter. He tied his career high for touchdowns in a season (five).
- **At Houston (11/23)**, he caught one pass for 14 yards in a Monday night victory.
- **Against Arizona (11/29)**, he recorded three receptions for 68 yards as part of an offense that put up 532 yards. With a 35-yard reception in the second quarter, he went over 2,000 career receiving yards.

Washington's Career Regular Season Statistics:

	Team	GP	GS	Rec	Yds	Avg	Lg	TD
2005	Pit	1	0	0	0	-	-	0
2006	Pit	16	2	35	624	17.8	49t	4
2007	Pit	16	4	29	450	15.5	40	5
2008	Pit	16	1	40	631	15.8	65t	3
2009	Ten	11	10	29	317	10.9	35	5
Totals		60	17	133	2,022	15.2	65t	17

WR JUSTIN GAGE

Wide receiver **Justin Gage** is in his third season with the Titans and seventh season in the NFL. He was added to the roster as an unrestricted free agent from the Chicago Bears in 2007.

During the 2008 regular season, Gage played in 12 games and led the Titans with 651 receiving yards and a career-high six touchdown receptions. His 34 receptions ranked fourth on the team and were the second-highest total of his career.

Gage, who was a fifth-round draft choice in 2003 and spent the first four seasons of his career with the Bears, led the Titans in 2007 with a career-high 750 receiving yards. His 55 receptions also set a career high and tied for the team lead.



Justin Gage's career 100-yard games:

Date	Opp	No.	Yds.	Avg.	Lg	TD
11/16/08	at Jacksonville	4	147	36.8	56t	2
1/10/09	Baltimore *	10	135	13.5	24	0
12/30/07	at Indianapolis	7	104	14.9	21	0
12/21/08	Pittsburgh	5	104	20.8	34t	1
11/30/03	Arizona	4	100	25.0	57	0

* Playoff game

Justin Gage's 2009 Highlights:

- **At Pittsburgh (9/10)**, he led the team and tied his regular season career high with seven receptions for 78 yards and one touchdown. In the second quarter, he helped tie the game with a 14-yard touchdown reception from Kerry Collins. It was the fourth time in his career he posted seven catches in a regular season game.
- **Against Houston (9/20)**, he caught two passes for 27 yards.
- **At N.Y. Jets (9/27)**, he tied for the team lead with four receptions for 37 yards, including a 20-yarder.
- **Against Indianapolis (10/11)**, he caught one pass for seven yards.
- **Against Jacksonville (11/1)**, he recorded a team-high 41 yards on three receptions. With a 14-yard catch in the first quarter, he went over 2,500 career receiving yards.
- **At San Francisco (11/8)**, he led the team with 97 yards on four receptions. He recorded a 49-yard reception in the first quarter and a 33-yard catch in the fourth quarter, both of which led to scores in the seven-point win. The 49-yarder was the fourth-longest reception of his career.
- **Against Buffalo (11/15)**, **at Houston (11/23)** and **against Arizona (11/29)**, he was inactive with a back injury.

Gage's Career Regular Season Statistics:

	Team	GP	GS	Rec	Yds	Avg	Lg	TD
2003	Chi	10	3	17	338	19.9	57	2
2004	Chi	16	2	12	156	13.0	32	0
2005	Chi	15	11	31	346	11.2	25	2
2006	Chi	8	0	4	68	17.0	34	0
2007	Ten	16	8	55	750	13.6	73	2
2008	Ten	12	11	34	651	19.1	56t	6
2009	Ten	8	8	22	302	13.7	49	1
Totals		85	43	175	2,611	14.9	73t	13

RECEPTIONS FOR FIRST DOWNS SINCE 2007

Since joining the Titans in 2007 as an unrestricted free agent from the Chicago Bears, wide receiver **Justin Gage** ranks second in the NFL in percentage of receptions for first downs.

Highest percentage of receptions for first downs since the start of the 2007 season (qualifiers -- two receptions per team game):

Player	Rec.	First Downs	First Pct.
1. Vincent Jackson	149	123	82.6
2. Justin Gage	111	91	82.0
3. Santonio Holmes	163	128	78.5
4. Miles Austin	60	47	78.3
5. Brandon Stokley	101	79	78.2
6. Malcom Floyd	57	44	77.2
7. Chad Ochocinco	199	152	76.4
8. Percy Harvin	42	32	76.2
9. Braylon Edwards	165	124	75.2
10. Devery Henderson	83	62	74.7

ROOKIE WR KENNY BRITT

Wide receiver **Kenny Britt** was drafted by the Titans with the 30th overall selection in the 2009 NFL Draft.

The 6-3, 218-pound rookie came to the Titans by way of Rutgers University, where in three seasons he set the all-time Big East record with 3,043 receiving yards. Britt caught 178 passes, including 17 for touchdowns, in 34 career games (31 starts).

As a junior, he was an All-Conference selection after ranking second in the nation in yards per game (14.2). He led his team with 87 receptions for 1,371 yards.



Kenny Britt's 2009 Highlights:

- **At Pittsburgh (9/10)**, he made his regular season pro debut in a Thursday night game and caught four passes for 85 yards, including a 57-yard reception to help set up a Titans touchdown.
- **At N.Y. Jets (9/27)**, he tied for the team lead with four receptions and led the squad with 57 receiving yards, including a 27-yarder.
- **At Jacksonville (10/4)**, he led the team in receiving and recorded his first career 100-yard game by totaling seven receptions for 105 yards. The total included a 42-yard reception in the third quarter.
- **Against Indianapolis (10/11)**, he posted two receptions for 18 yards.
- **Against Jacksonville (11/1)**, he recorded one reception, a key seven-yard grab along the sideline on third-and-six in the third quarter that led to a Chris Johnson touchdown run on the following play.
- **Against Buffalo (11/15)**, he recorded his first career start, filling in for an injured Justin Gage (back). Britt registered two receptions for 55 yards, including a 38-yard catch that led to a touchdown in the first quarter.
- **At Houston (11/23)**, he recorded a team-high 42 yards on four receptions (tied for team high) on *Monday Night Football*. In the second quarter, he notched his first career touchdown on a 13-yard pass from **Vince Young**.
- **Against Arizona (11/29)**, he led the team with seven receptions, 128 receiving yards and one touchdown catch. On the game-winning, 99-yard drive in the fourth quarter, he caught three passes for 26 yards, including a 10-yard touchdown reception in the back of the end zone as time expired to give the team a 20-17 win. His totals also included a 51-yard reception and two catches of 24 yards.

Britt's 2009/Career Regular Season Statistics:

	GP	GS	Rec	Yds	Avg	Lg	TD
2009/Career	11	3	33	521	15.8	57	2



ROOKIE RECEIVING LEADERS

Kenny Britt, who was the 30th overall selection and the sixth wide receiver taken in the 2009 NFL Draft, currently ranks fourth in the NFL among rookies in receptions and fourth in receiving yards.

Most receptions by NFL rookies in 2009:

Player, Team	Rec	Yds	Avg	Lg	TD
1. Collie, Ind.	43	483	11.2	39t	4
2. Harvin, Min.	42	602	14.3	51t	5
3. Maclin, Phi.	42	540	12.9	51t	4
4. Britt, Ten.	33	521	15.8	57	2
5. Knox, Chi.	33	400	12.1	68	4
6. Nicks, NY-G	32	538	16.8	62t	4
7. Pettigrew, Det. (TE)	30	346	11.5	30	2
8. M. Thomas, Jac.	29	285	9.8	28	0
9. Wallace, Pit.	28	500	17.9	51	3

Most receiving yards by NFL rookies in 2009:

Player, Team	Yds	Rec	Avg	Lg	TD
1. Harvin, Min.	602	42	14.3	51t	5
2. Maclin, Phi.	540	42	12.9	51t	4
3. Nicks, NY-G	538	32	16.8	62t	4
4. Britt, Ten.	521	33	15.8	57	2
5. Wallace, Pit.	500	28	17.9	51	3
6. Massaquoi, Cle.	485	26	18.7	59t	1
7. Collie, Ind.	483	43	11.2	39t	4
8. Knox, Chi.	400	33	12.1	68	4
9. Pettigrew, Det. (TE)	346	30	11.5	30	2
Crabtree, S.F.	346	26	13.3	38t	1

DE JEVON KEARSE

Defensive end **Jevon Kearse** is in his 11th NFL season and seventh campaign in a Titans uniform. He was re-signed by the Titans in March 2008, re-uniting the three-time Pro Bowler with the club that drafted him in 1999.

The former first-round draft choice spent the previous four years in Philadelphia after beginning his career with the Titans.

In 2008, Kearse was the team's only defensive lineman to start all 16 games. His statistics included 48 tackles, 3.5 sacks, 19 quarterback pressures, seven tackles for loss, four passes defended and three forced fumbles.

Kearse, who earned the nickname "The Freak" at the University of Florida, led his team in sacks in six of his first seven NFL seasons. He won the Associated Press NFL Defensive Rookie of the Year Award in 1999 after setting a rookie record with 14.5 sacks.

Jevon Kearse's 2009 Highlights:

- **At Pittsburgh (9/10)**, he totaled three tackles, including a six-yard sack of Ben Roethlisberger.
- **Against Houston (9/20)**, he registered two tackles and a team-high three quarterback pressures.
- **At N.Y. Jets (9/27)**, he recovered a Mark Sanchez fumble in the second quarter, which led to a Titans touchdown. Also, with three tackles in the game, he reached 500 career stops.
- **Against Arizona (11/29)**, he posted one tackle in his first action since Oct. 4.

Kearse's Career Regular Season Statistics (2004-07 with Philadelphia):

	G/S	Tackles	Sack	TFL	QBP	Int	PD	FF	FR
1999	16/16	85	14.5	9	18	0	6	10	1
2000	16/16	84	11.5	6	19	0	6	4	0
2001	16/16	64	10.0	5	27	0	3	5	0
2002	4/1	11	2.0	0	4	0	0	0	0
2003	14/14	67	9.5	3	19	1	1	4	0
2004	14/14	43	7.5	NA	21	0	6	2	1
2005	15/15	60	7.5	NA	18	0	6	3	0
2006	2/2	5	3.5	NA	3	0	0	1	0
2007	14/8	25	3.5	NA	2	0	1	0	1
2008	16/16	48	3.5	7	19	0	4	3	0
2009	5/4	10	1.0	0	3	0	0	0	1
Career	132/122	502	74.0	NA	153	1	33	32	4



FRANCHISE SACK LEADERS

With defensive ends **Jevon Kearse** and **Kyle Vanden Bosch**, Tennessee's 2009 roster includes two players in the team's all-time Top 10 in quarterback sacks. Kearse is in sixth place on the list, while Vanden Bosch is ninth.

Franchise all-time sack leaders:

Player	Years	Career Sacks*
1. Elvin Bethea	1968-83	105.0
2. Ray Childress	1985-95	74.5
3. Jesse Baker	1979-87	66.0
4. William Fuller	1986-93	59.0
5. Sean Jones	1988-93	57.5
6. Jevon Kearse	1999-03, 2008-09	52.0
7. Robert Brazile	1975-84	48.0
8. Ted Washington	1973-82	45.0
9. Kyle Vanden Bosch	2005-09	38.5
10. Curley Culp	1966-72	31.0

* Sacks did not become an official NFL statistic until 1982. Vanden Bosch and Kearse are ranked higher on the official list from the Elias Sports Bureau.

DE KYLE VANDEN BOSCH

Defensive end **Kyle Vanden Bosch** is in his fifth season with the Titans and ninth overall NFL season in 2009.

During the 2008 regular season, the two-time Pro Bowler (2005 and 2007) was limited to playing in 10 games due to a groin injury. His season totals included 46 tackles, 4.5 sacks, 18 quarterback pressures, three forced fumbles and two fumble recoveries.

In his first three seasons in Tennessee, he started every game and led the team in sacks each season.

The former second-round draft choice spent the first four seasons of his career with the Arizona Cardinals.



Kyle Vanden Bosch's 2009 Highlights:

- **At Pittsburgh (9/10)**, he tallied four tackles and one quarterback pressure.
- **Against Houston (9/20)**, he tied for third on the squad with seven tackles and added a forced fumble and quarterback pressure.
- **At N.Y. Jets (9/27)**, he registered six tackles, including one tackle for loss.
- **At Jacksonville (10/4)**, he totaled three tackles and two quarterback pressures.
- **Against Indianapolis (10/11)**, he registered seven tackles and one quarterback pressure.
- **At New England (10/18)**, he totaled nine tackles and eclipsed 500 career stops.
- **Against Jacksonville (11/1)**, he tied for the team lead with seven tackles and added one sack and one quarterback pressure in his 100th career regular season game. He dropped David Garrard for his first sack of the season on third-and-five late in the second quarter, ending the Jacksonville drive.
- **At San Francisco (11/8)**, he registered five tackles and two quarterback pressures.
- **Against Buffalo (11/15)**, he posted seven tackles and two quarterback pressures in the team's third consecutive win.
- **At Houston (11/23)**, he posted six tackles, one sack and two quarterback pressures in a Monday night victory. In the second quarter, he and Vincent Fuller recorded back-to-back sacks to end a Texans drive. Vanden Bosch dropped Matt Schaub for a five-yard loss.
- **Against Arizona (11/29)**, he posted six tackles, one sack, one tackle for loss and one quarterback pressure against his former team. He recorded a three-yard sack to end an Arizona drive in the third quarter, taking down **Matt Leinart** on third down.

Vanden Bosch's Career Regular Season Statistics (2001-04 with Arizona):

	G/S	Tackles	Sack	TFL	QBP	Int	PD	FF	FR
2001	3/3	12	1.0	0	1	0	1	0	1
2002	16/16	66	4.0	8	9	0	0	0	1
2003	Injured Reserve								
2004	16/1	15	0.0	0	1	0	0	0	0
2005	16/16	100	12.5	8	15	0	0	4	1
2006	16/16	118	6.5	4	30	0	0	1	0
2007	16/16	115	12.0	6	22	0	2	4	0
2008	10/10	46	4.5	0	18	0	0	3	2
2009	11/11	67	3.0	2	13	0	0	1	0
Career	104/89	538	43.5	28	111	0	3	13	5

DT TONY BROWN

Defensive tackle **Tony Brown** is in his fifth NFL season, his fourth with the Titans and third as a full-time starter. He was a midseason free agent addition during the 2006 campaign.

The Chattanooga native set career highs in 2008 in quarterback pressures (24) and tackles for loss (10) and tied a career high in sacks (4.0).

Prior to his arrival in Tennessee, he gained experience with the Carolina Panthers, Miami Dolphins and San Francisco 49ers. He also spent part of 2006 in NFL Europe, where he earned league Co-Defensive MVP honors.

Brown was originally signed as an undrafted free agent out of the University of Memphis by the Panthers in 2003.

**Tony Brown's 2009 Highlights:**

- **At Pittsburgh (9/10)**, he registered four tackles, including a nine-yard sack of Ben Roethlisberger, and added one quarterback pressure.
- **Against Houston (9/20)**, he posted three tackles, one tackle for loss, one quarterback pressure and a forced fumble.
- **At N.Y. Jets (9/27)**, he tallied three tackles, one sack, a team-best three quarterback pressures and one forced fumble. Early in the second quarter, he knocked the ball out of the hands of quarterback Mark Sanchez for his second sack of the season. Jevon Kearse's recovery helped lead to a Titans touchdown. It was Brown's second consecutive game with a forced fumble.
- **At Jacksonville (10/4)**, he totaled four tackles and a team-high three quarterback pressures.
- **Against Indianapolis (10/11)**, he registered four tackles, including one tackle for loss.
- **At New England (10/18)**, he totaled six tackles.
- **Against Jacksonville (11/1)**, he registered four tackles and two quarterback pressures.
- **Against Buffalo (11/15)**, he posted five tackles and led the squad with six quarterback pressures.
- **At Houston (11/23)**, he registered nine tackles and one quarterback pressure and tied his career high with two sacks. He sacked **Matt Schaub** for a one-yard loss on third down to end the Texans' first series, and he added his second sack in the fourth quarter, dropping Schaub for a nine-yard loss. He matched the career high he set against Jacksonville on Sept. 7, 2008.
- **Against Arizona (11/29)**, he posted four tackles and two quarterback pressures in a 20-17 win.

Brown's Career Regular Season Statistics (2003 Carolina and Miami; 2004 San Francisco; 2006 Carolina and Tennessee; 2007-09 Tennessee):

	G/S	Tackles	Sack	TFL	QBP	Int	PD	FF	FR
2003	0/0	0	0.0	0	0	0	0	0	0
2004	16/4	27	1.0	5	0	0	3	0	0
2006	13/2	51	1.5	4	13	0	0	0	2
2007	16/16	83	4.0	4	22	0	5	1	0
2008	15/15	73	4.0	10	24	0	4	0	2
2009	11/11	49	4.0	2	21	0	0	2	0
Career	71/48	283	14.5	25	80	0	12	3	4

SACKS BY DTs SINCE 2008

Second-year defensive tackle **Jason Jones** is tied for the team lead with four sacks this season and has nine in his career. As a rookie in 2008, the second-round pick from Eastern Michigan ranked fourth in the NFL among defensive tackles with five sacks.

Fellow defensive tackle **Tony Brown** is also tied for the team lead in 2009 and has eight total sacks since the beginning of the 2008 campaign.

Between Jones and Brown, the Titans have two players among the top six NFL defensive tackles in sacks since the start of the 2008 season. Jones ranks sixth, while Brown is in eighth place.

Most sacks by NFL defensive tackles since the beginning of the 2008 season:

Player	Sacks	Yards
1. Kevin Williams	14.5	91.5
2. Albert Haynesworth	11.5	71.5
Jay Ratliff	11.5	88.5
4. Darnell Dockett	11.0	75.0
5. Trevor Pryce	9.5	53.0
6. Jason Jones	9.0	60.5
7. Jonathan Babineaux	8.5	54.0
8. Tony Brown	8.0	51.0
9. Tommie Harris	6.5	43.0
Brandon Mebane	6.5	30.0
Fred Robbins	6.5	41.5
Shaun Rogers	6.5	36.0
Mike Wright	6.5	65.5

LB KEITH BULLUCK

Linebacker **Keith Bulluck**, the franchise's third all-time leading tackler, is in his 10th NFL season since being selected out of Syracuse in the first round of the 2000 NFL Draft.

The 2008 season was the seventh consecutive year Bulluck started every game and surpassed 100 tackles. He is the third player in team history to reach 1,000 career tackles.

During the 2008 regular season, Bulluck led the team with 120 tackles. It was the sixth time in seven seasons as a full-time starter that Bulluck led the squad. Additionally, his statistics included a half sack, eight tackles for loss, two quarterback pressures, six passes defended, one fumble recovery and a blocked punt and recovery for a touchdown.

With 180 tackles in 2002 – the most by any member of the organization since 1986 – and 171 tackles in both 2003 and 2004, he became the first player since Gregg Bingham (1979-81) to record more than 170 tackles in three consecutive seasons. He was named second-team Associated Press All-Pro in 2002 and then was named first-team All-Pro and earned his first trip to the Pro Bowl in 2003.

Keith Bulluck's 2009 Highlights:

- **At Pittsburgh (9/10)**, he posted five tackles and helped limit the Steelers to 36 rushing yards.
- **Against Houston (9/20)**, he led the defense with 10 tackles.
- **At N.Y. Jets (9/27)**, he led the squad with 11 tackles, including one tackle for loss.
- **At Jacksonville (10/4)**, he posted seven tackles.
- **Against Indianapolis (10/11)**, he tied for second on the squad with 11 tackles and recorded his 17th career interception. In the first quarter, he picked off a Peyton Manning pass and returned the ball 23 yards to help set up a field goal.
- **At New England (10/18)**, he led the squad with 14 tackles.
- **Against Jacksonville (11/1)**, he registered five tackles in his 150th regular season game (120th consecutive start).
- **At San Francisco (11/8)**, he posted eight tackles, one tackle for loss and one fumble recovery. In the third quarter, his recovery of an Alex Smith fumble led to a Titans touchdown. It gave him at least one fumble recovery in eight consecutive seasons and 10 in his career.



- **Against Buffalo (11/15)**, he led the team with 12 tackles in the team's third consecutive win.
- **At Houston (11/23)**, he notched five tackles and two passes defended in a 20-17 Monday night win.
- **Against Arizona (11/29)**, he registered eight tackles and added one pass defended in a 20-17 win.

Bulluck's Career Regular Season Statistics:

	G/S	Tackles	Sack	TFL	QBP	Int	PD	FF	FR
2000	16/1	21	0.0	0	1	1	1	0	0
2001	15/3	64	1.0	2	7	2	5	0	0
2002	16/16	180	1.0	10	15	1	3	3	2
2003	16/16	171	3.0	8	9	2	5	5	2
2004	16/16	171	5.0	8	2	2	12	1	1
2005	16/16	150	5.0	10	5	2	8	1	1
2006	16/16	161	2.5	3	4	1	9	2	1
2007	16/16	109	0.0	4	1	5	6	1	1
2008	16/16	120	0.5	8	2	0	6	1	1
2009	11/11	96	0.0	2	0	1	4	0	1
Career	154/127	1,243	18.0	55	46	17	59	14	10

CONSECUTIVE STARTS BY LINEBACKERS

Keith Bulluck recorded his 100th consecutive start at linebacker on Sept. 21, 2008 against the Houston Texans. He became the third linebacker in team history to accomplish the feat, joining **Robert Brazile** (147) and **Gregg Bingham** (134). Bulluck ranks third on the team's all-time list for consecutive starts by players at the linebacker position.

Most consecutive games started by franchise linebackers:

Player	Seasons	Consecutive Starts
1. Robert Brazile	1975-84	147
2. Gregg Bingham	1973-81	134
3. Keith Bulluck	2001-09	124

Additionally, Bulluck carries the second-longest starting streak among active NFL linebackers, trailing only Washington's **London Fletcher**.

Longest active consecutive start streaks among NFL linebackers:

Player	Team	Consecutive Starts
1. London Fletcher	Washington	146
2. Keith Bulluck	Tennessee	124
3. Larry Foote	Detroit	91

CONSECUTIVE GAMES PLAYED, TEAM HISTORY

On Nov. 8 at San Francisco, Titans linebacker **Keith Bulluck** moved up the team's all-time list for most consecutive games played. He appeared in a game for the 129th straight time, moving ahead of former running back **Eddie George** for sixth place on the list. If Bulluck plays in every game this season, he will rank fourth.

Most consecutive games played, franchise history:

Player	Years	Consecutive Games Played
1. Bruce Matthews	1987-01	232
2. Robert Brazile	1975-84	147
3. Craig Hentrich	1998-07	146
4. Elvin Bethea	1968-77	135
5. Gregg Bingham	1973-81	134
6. Keith Bulluck	2001-09	132
7. Eddie George	1996-03	128

100-TACKLE SEASONS

In 2008, linebacker **Keith Bulluck** achieved his seventh consecutive season with 100 or more tackles. Since entering the starting lineup at the start of the 2002 season, he has not missed a single game and has eclipsed the 100-tackle mark in every campaign.

Since 1979, Bulluck is the franchise leader in consecutive seasons with 100 or more tackles. His seven 100-tackle seasons are one more than second-place **Gregg Bingham**, who notched 100 stops for five consecutive non-strike seasons from 1979-84 (the 1982 season was shortened to nine games due to strike).

Tackles are not considered an official NFL statistic. The Titans use tackle figures based on coaches' review of game film.

Most consecutive 100-tackle seasons by Oilers/Titans since 1979*:

Player	Pos	Seasons	Total
1. Keith Bulluck	LB	2002-08	7
2. Gregg Bingham	LB	1979-84*	5
3. Robert Abraham	LB	1983-86	4
4. Kyle Vanden Bosch	DE	2005-07	3
Blaine Bishop	S	1998-00	3
Al Smith	LB	1990-92	3
Robert Brazile	LB	1979-81	3
Vernon Perry	S	1979-81	3

* Strike-shortened 1982 season not included.

BULLUCK THIRD IN FRANCHISE TACKLES

Outside linebacker **Keith Bulluck** ranks third in team annals behind **Gregg Bingham** (1,970) and **Robert Brazile** (1,281) for most tackles in franchise history.

Most tackles by a member of the franchise (since 1974):

Player (Position)	Seasons	Tackles
1. Gregg Bingham (LB)	1973-84	1,970
2. Robert Brazile (LB)	1975-84	1,281
3. Keith Bulluck (LB)	2000-09	1,243
4. Ted Washington (LB)	1973-82	907
5. Al Smith (LB)	1987-96	877
6. John Grimsley (LB)	1984-90	836
7. Blaine Bishop (S)	1993-01	788
8. Ray Childress (DL)	1985-95	784
9. Steve Kiner (LB)	1974-78	738
10. Marcus Robertson (S)	1991-00	700



LB DAVID THORNTON

Left outside linebacker **David Thornton** is in his eighth NFL season and his fourth season with the Titans in 2009. He played his first four professional seasons with the Indianapolis Colts.

In 2008, he started 15 games and tied for third on the team with 93 tackles. He added seven tackles for loss, four passes defended and three forced fumbles. For his efforts on and off the field, he was named the team's Walter Payton Man of the Year.

In his first seven NFL campaigns, he missed a total of just two games, and his teams qualified for the playoffs six times.

The former walk-on at North Carolina originally was selected in the fourth round of the 2002 NFL Draft by the Colts. He joined the Titans as an unrestricted free agent in 2006.

The former fourth-round draft choice out of North Carolina played four seasons in Indianapolis before joining the Titans as an unrestricted free agent in 2006.



David Thornton's 2009 Highlights:

- **At Pittsburgh (9/10)**, he registered three tackles and helped to limit the Steelers to 36 rushing yards.
- **Against Houston (9/20)**, he posted six tackles, including one tackle for loss.
- **At N.Y. Jets (9/27)**, he registered five tackles.
- **At Jacksonville (10/4)**, he totaled eight tackles, including one tackle for loss.
- **Against Indianapolis (10/11)**, he registered eight tackles.
- **At New England (10/18)**, he totaled two tackles.
- **Against Jacksonville (11/1)**, he tied for the team lead with seven tackles, including one tackle for loss and one sack. He caused a 16-yard swing late in the first quarter with a six-yard sack of David Garrard and forced fumble that was recovered by the Jaguars 10 yards closer to their goal line. It was the fifth sack of his career and his first since Nov. 4, 2007.
- **At San Francisco (11/8)**, he was inactive with a hip injury, missing a game for only the third time in his career.
- **Against Buffalo (11/15)**, he returned from injury and recorded three stops.
- **At Houston (11/23)**, he was inactive again with a hip injury.
- **Against Arizona (11/29)**, he tallied three tackles in his 100th career regular season start.

Thornton's Career Regular Season Statistics (2002-05 with Indianapolis):

	G/S	Tackles	Sack	TFL	QBP	Int	PD	FF	FR
2002	15/0	42	0.0	-	1	0	0	0	0
2003	16/16	158	1.0	-	-	2	2	0	0
2004	16/15	98	0.0	-	4	1	0	2	0
2005	16/16	96	2.0	-	-	0	3	2	0
2006	16/13	122	0.0	0	1	0	6	2	0
2007	16/16	140	1.0	9	1	2	6	1	1
2008	15/15	93	0.0	7	0	0	4	3	0
2009	9/9	45	1.0	3	0	0	0	1	0
Career	119/100	794	5.0	-	-	5	21	11	1

LB STEPHEN TULLOCH

Stephen Tulloch is in his fourth NFL season in 2009, his first year as the incumbent starter at middle linebacker.

A core special teams performer in his first two NFL seasons, Tulloch earned a career-high 12 starts in 2008 and ranked second on the team with 98 tackles.

The former N.C. State product was selected with the team's second pick of the fourth round (116th overall) in the 2006 NFL Draft.



Stephen Tulloch's 2009 Highlights:

- **At Pittsburgh (9/10)**, he led the team with 12 tackles and added one tackle for loss and one fumble recovery. In the game's final minute of regulation, he recovered a Hines Ward fumble deep in Tennessee territory to help push the contest to overtime.
- **Against Houston (9/20)**, he tied for third on the squad with seven tackles.

- **At N.Y. Jets (9/27)**, he ranked second on the defense with nine tackles and added one tackle for loss and one pass defended.
- **At Jacksonville (10/4)**, he totaled five tackles, including a seven-yard sack of David Garrard in the fourth quarter. He did not start in the nickel package.
- **Against Indianapolis (10/11)**, he led the defense with 12 tackles.
- **At New England (10/18)**, he finished second on the team with 12 tackles.
- **Against Jacksonville (11/1)**, he tallied three tackles.
- **At San Francisco (11/8)**, he posted 10 tackles, including one tackle for loss.
- **Against Buffalo (11/15)**, he registered three tackles, including a nine-yard sack of Trent Edwards in the second quarter, his second of the season.
- **At Houston (11/23)**, he led the team with 11 tackles, including one tackle for loss.
- **Against Arizona (11/29)**, he posted five tackles in a 20-17 win.

Tulloch's Career Regular Season Statistics:

	G/S	Tackles	Sack	TFL	QBP	Int	PD	FF	FR
2006	16/3	37	0.5	2	0	1	2	0	0
2007	16/1	36	0.0	1	0	0	0	0	0
2008	16/12	98	1.0	4	0	0	2	0	2
2009	11/9	89	2.0	4	0	0	1	0	1
Career	59/25	260	3.5	11	0	1	5	0	3

CB NICK HARPER


Cornerback **Nick Harper**, the senior-most member of the starting secondary, is in his ninth NFL season and third campaign with the Titans in 2009.

Harper, who joined the Titans after spending the first six years of his NFL career with the Indianapolis Colts, was signed as an unrestricted free agent during the 2007 offseason.

In 2008, he played in 13 games and contributed 80 tackles (sixth on team), two interceptions (fourth), 17 passes defended (second) and one forced fumble. His tackles in 2008 matched his 2007 total for the second highest sum of his career.

During his tenure in Indianapolis, Harper played in 89 games with 60 starts and registered 15 interceptions. He was a key component in helping the franchise win Super Bowl XL.

Prior to joining the Colts, Harper played for the Hamilton Tiger-Cats of the Canadian Football League in 2000. He was originally signed in the NFL as a free agent by the Indianapolis Colts in 2001.



Nick Harper's 2009 Highlights:

- **At Pittsburgh (9/10)**, he registered seven tackles.
- **Against Houston (9/20)**, he notched seven tackles and one quarterback pressure.
- **At N.Y. Jets (9/27)**, he notched seven tackles.
- **At Jacksonville (10/4)**, he totaled six tackles and two passes defended before leaving the contest with a rib injury.
- **Against Indianapolis (10/11)**, he totaled seven tackles before being taken out of the game with a right forearm injury.
- **At New England (10/18)**, **against Jacksonville (11/1)**, **at San Francisco (11/8)** and **against Buffalo (11/15)**, he was inactive with an arm injury.
- **At Houston (11/23)**, he returned from injury to produce six tackles and one pass defended in a Monday night victory.
- **Against Arizona (11/29)**, he led the team with 10 tackles and helped limit the Cardinals passing attack to 217 net yards in a 20-17 win.

Harper's Career Regular Season Statistics (2001-06 with Indianapolis):

	G/S	Tackles	Sack	TFL	QBP	Int	PD	FF	FR
2001	13/2	23	0.0	-	-	2	10	0	1
2002	16/1	51	0.0	-	-	0	8	0	0
2003	16/13	94	0.0	-	-	4	11	0	0
2004	14/14	75	0.0	-	-	3	5	0	1
2005	15/15	67	0.0	-	-	3	12	0	1
2006	15/15	73	0.0	-	-	3	11	0	0
2007	14/14	80	0.0	0	3	3	14	1	1
2008	13/12	80	0.0	1	0	2	17	1	0
2009	7/7	50	0.0	0	1	0	3	0	0
Career	123/93	593	0.0	0	4	20	91	2	4

CB CORTLAND FINNEGAN

Cornerback **Cortland Finnegan**, a former late-round draft choice from Samford, is in his fourth NFL season and third as a starter.

In 2008, Finnegan was named to his first career Pro Bowl and earned Associated Press All-Pro honors. He started all 16 regular season games for the second consecutive year and tied for sixth in the NFL (tied for fourth in AFC) with a career-high five interceptions, including a franchise-record 99-yard touchdown return.

Although undersized, the feisty cornerback has been durable, participating in every game through his first three pro seasons. As a rookie in 2006, he mostly was used in nickel and dime packages. He won a starting job at the beginning of 2007 and has been in the lineup ever since.

Finnegan, a native of Milton, Fla., was selected by the Titans in the seventh round in the 2006 NFL Draft.

Cortland Finnegan's 2009 Highlights:

- **At Pittsburgh (9/10)**, recorded 10 tackles and one interception. On the last play of the first half, he intercepted a Ben Roethlisberger pass and returned the ball 80 yards as time expired.
- **Against Houston (9/20)**, he registered four tackles.
- **At N.Y. Jets (9/27)**, he tallied four tackles and one pass defended before leaving the game with a hamstring injury.
- **At Jacksonville (10/4)**, **against Indianapolis (10/11)** and **at New England (10/18)**, he was inactive with a hamstring injury.
- **Against Jacksonville (11/1)**, he returned from a hamstring injury to tally four tackles, one interception and two passes defended. On a pass thrown by David Garrard in the fourth quarter, Finnegan ended a Jaguars threat with an interception at the three-yard line. He returned the ball 35 yards. It was his second interception of the season and eighth of his career.
- **At San Francisco (11/8)**, he tied for the team lead and tied his career high with 11 tackles. In the fourth quarter, he delivered what proved to be the game-winning touchdown when he intercepted an Alex Smith pass and raced 39 yards for the score. It was his third career touchdown, his second on an interception. Finnegan's ninth career interception came one week after intercepting a pass against the Jaguars.
- **Against Buffalo (11/15)**, he posted eight tackles and helped limit Terrell Owens to three receptions.
- **At Houston (11/23)**, he notched five tackles in a 20-17 Monday night victory.
- **Against Arizona (11/29)**, he registered seven tackles and two passes defended. He helped limit the Arizona passing attack to 217 net yards in the 20-17 victory.

Finnegan's Career Regular Season Statistics:

	G/S	Tackles	Sack	TFL	QBP	Int	PD	FF	FR
2006	16/2	57	2.0	1	3	0	7	1	1
2007	16/16	109	1.0	1	1	1	16	0	0
2008	16/16	79	1.0	2	2	5	20	0	0
2009	8/8	53	0.0	0	0	3	7	0	0
Career	56/42	298	4.0	4	6	9	50	1	1



S MICHAEL GRIFFIN

Free safety **Michael Griffin** is in his third NFL season since being selected in the first round of the 2007 NFL Draft.

In 2008, Griffin was named to the Pro Bowl after starting all 16 games for the first time. He led the team with seven interceptions, a total that tied for the 11th-best figure in team history and ranked second in the NFL in 2008 behind only Baltimore's **Ed Reed** (nine). Griffin's totals also included 81 tackles, one sack, and 17 special teams stops (second on team).

A product of the University of Texas, he was selected by the Titans with the 19th overall pick in 2007 and stepped into the starting lineup midway through his rookie season.

Michael Griffin's 2009 Highlights:

- **At Pittsburgh (9/10)**, he totaled six tackles, one pass defended and one forced fumble. In the final minute of regulation, he forced a Hines Ward fumble that was recovered by the Titans deep in Tennessee territory, allowing the contest to go into overtime.
- **Against Houston (9/20)**, he posted six tackles and one quarterback pressure.
- **At N.Y. Jets (9/27)**, he registered five tackles and one pass defended.
- **At Jacksonville (10/4)**, he led the team and set a career high with 12 tackles. He also recovered a David Garrard fumble in the fourth quarter.
- **Against Indianapolis (10/11)**, he totaled four tackles on defense and two stops on special teams. He did not start the game at safety after he was shaken up on the opening kickoff. He returned to the field for the second play from scrimmage.
- **At New England (10/18)**, he recorded five tackles.
- **Against Jacksonville (11/1)**, he registered three tackles, forced a fumble and blocked an extra point attempt by Josh Scobee. His block kept the game tied at 13-13 in the third quarter.
- **At San Francisco (11/8)**, he tied for the team lead with 11 tackles. In the first quarter, he tipped an Alex Smith pass on the sideline that was then intercepted by Rod Hood.
- **Against Buffalo (11/15)**, he registered three tackles in the team's third consecutive victory.
- **At Houston (11/23)**, he tallied six tackles in a Monday night win.
- **Against Arizona (11/29)**, he notched six tackles, including one tackle for loss, and helped limit the Cardinals to 217 net passing yards in a 20-17 victory.

Griffin's Career Regular Season Statistics:

	G/S	Tackles	Sack	TFL	QBP	Int	PD	FF	FR
2007	16/10	49	0.0	1	0	3	8	1	0
2008	16/16	81	1.0	2	2	7	12	1	0
2009	11/10	67	0.0	1	1	0	3	2	1
Career	43/36	197	1.0	4	3	10	23	4	1

S CHRIS HOPE

Strong safety **Chris Hope** is in his eighth NFL season and fourth campaign with the Titans.

A former third-round draft choice with the Pittsburgh Steelers, Hope has been widely considered the leader of the Titans secondary since signing as an unrestricted free agent in 2006.

In 2008, he triumphantly returned to the field after finishing the 2007 season on injured reserve with a neck injury. He subsequently produced one of the best seasons of his career and was named to the Pro Bowl after starting every game and recording four interceptions (tied for eighth in the AFC) and 93 tackles (tied for third on team). His teammates rewarded his perseverance by naming him the team's 2008 Ed Block Courage Award winner.

In 2006, Hope led all NFL strong safeties with 128 tackles (career-high) and his career-high five interceptions tied for first place among players at his position.

Chris Hope's 2009 Highlights:

- **At Pittsburgh (9/10)**, he ranked second on the team with 11 tackles and added one pass defended.



- **Against Houston (9/20)**, he tallied five tackles and one quarterback pressure.
- **At N.Y. Jets (9/27)**, he posted six tackles, one interception and two passes defended. In the fourth quarter, he recorded the 16th interception of his career and first of the season, snaring a Mark Sanchez pass and racing 24 yards the other way.
- **At Jacksonville (10/4)**, he was second on the squad with nine tackles.
- **At New England (10/18)**, he posted eight tackles.
- **Against Jacksonville (11/1)**, he registered four tackles.
- **At San Francisco (11/8)**, he totaled six tackles, one sack and one interception, giving him his second career game with a sack and interception (11/2/08 vs. Green Bay). In the third quarter, he dropped Alex Smith for an eight-yard loss. In the fourth quarter, he intercepted a pass by Smith in 49ers territory, leading to a critical Titans field goal.
- **Against Buffalo (11/15)**, he notched eight tackles in the team's third consecutive victory.
- **At Houston (11/23)**, he registered one tackle and one pass defended on *Monday Night Football*.
- **Against Arizona (11/29)**, he posted six tackles and helped limit the Cardinals to 217 net passing yards in a 20-17 win.

Hope's Career Regular Season Statistics (2002-05 with Pittsburgh):

	G/S	Tackles	Sack	TFL	QBP	Int	PD	FF	FR
2002	14/0	11	0.0	-	-	0	0	1	0
2003	16/0	11	0.0	-	-	0	1	1	1
2004	16/16	97	0.0	-	-	1	9	1	0
2005	16/16	97	0.0	-	-	3	7	1	1
2006	16/16	128	0.0	0	0	5	15	0	1
2007	11/11	60	0.0	0	2	2	4	0	1
2008	16/16	93	1.0	3	0	4	8	0	0
2009	11/11	66	1.0	0	1	2	5	0	0
Career	116/86	563	2.0	-	-	17	49	4	4

K ROB BIRONAS

Titans kicker **Rob Bironas** is in his fifth NFL season. The club's fourth-all-time leading scorer received a multi-year contract extension early in the 2009 off-season.

Bironas has positioned his name among some of the franchise's all-time greats at the position. The 2007 Pro Bowl and Associated Press All-Pro selection owns or shares numerous club records, including longest field goal (60 yards), most field goals in a game (eight, also an NFL record), most consecutive games with a field goal (19) and most consecutive field goals (20, tied Al Del Greco).

In his first four seasons, Bironas made seven game-winning field goals, a total that put him second in club annals behind Del Greco (10).

In 2008, Bironas was second in the AFC and seventh in the NFL in scoring. He made 29 out of his 33 field goal attempts and all 40 of his extra point attempts to give him 127 total points, the fourth-highest scoring total in franchise history. He made 16 field goals of 40 or more yards to set a team record. On kickoffs, Bironas tied for first in the AFC and second in the NFL with 22 touchbacks.

The former Arena Football League kicker and part-time security guard originally signed in the NFL with the Green Bay Packers as a free agent in 2002.

Rob Bironas' 2009 Highlights:

- **At Pittsburgh (9/10)**, he made one of three field goal attempts, connecting from 45 yards.
- **Against Indianapolis (10/11)**, he made all three field goal attempts, all of which were beyond 40 yards. In the first half, he capped drives with 49, 43 and 46-yarders, marking the second time in his career he made three or more field goals of 40-plus yards (11/27/08 at Detroit). He became the second NFL kicker in 2009 to accomplish the feat.
- **Against Jacksonville (11/1)**, he made all three field goal attempts, converting from 48, 25 and 45 yards. It was his 16th career game with three or more made field goals. On his second field goal of the game, he passed **Tony Zendejas** (117) for second place on the team's all-time list for most career field goals.
- **At San Francisco (11/8)**, he made two field goals in two attempts, converting from 21 and 28 yards. With his 21-yarder, he became the fourth player in franchise history to reach 500 career points, joining **Al Del Greco** (1,060), **George Blanda** (598) and **Tony Zendejas** (548).

- **Against Buffalo (11/15)**, he made two of three field goal attempts. His 51-yarder with 3:21 remaining made it a two-score contest (27-17). His 38-yard field goal in the second quarter was his 13th consecutive successful attempt, a streak that was broken when he missed from 60 yards at the end of the first half.
- **At Houston (11/23)**, he made two of three field goal attempts in a 20-17 Monday night win. In the third quarter, he gave the Titans a 17-14 lead with a 50-yard field goal. Late in the fourth quarter, he booted a 53-yarder that proved to be the game-winning score, his eighth career game-winner. It was the first game in his career that he made two field goals of 50 or more yards.
- **Against Arizona (11/29)**, he made field goals from 52 and 24 yards. His 52-yard field goal in the first quarter was his fourth field goal of 50-plus yards in three games.

Bironas' Career Regular Season Statistics:

	GP	FGM	FGA	Pct	XPM	XPA	Pts
2005	16	23	29	79.3	30	32	99
2006	16	22	28	78.6	32	32	98
2007	16	35	39	89.7	28	28	133
2008	16	29	33	87.9	40	40	127
2009	11	18	22	81.8	23	23	77
Career	75	127	151	84.1	153	155	534

TOP FIELD GOAL PERCENTAGE, NFL HISTORY

In 2008, Titans kicker **Rob Bironas** moved into the NFL's all-time top 10 in field goal percentage.

To qualify in the NFL record books in the category of highest career field goal percentage, a kicker is required to have a minimum of 100 made field goals. **Mike Vanderjagt** is the league's all-time leader at 86.5 percent.

Highest field goal percentage in NFL history (min. 100 field goals):

Player	Made	Att	Pct
1. Mike Vanderjagt	230	266	86.5
2. Nate Kaeding	140	162	86.4
3. Robbie Gould	127	148	85.8
4. Shayne Graham	188	222	84.7
5. Rob Bironas	127	151	84.1
6. Matt Stover	469	560	83.8
7. Phil Dawson	218	262	83.2
8. Ryan Longwell	314	379	82.8
9. Jeff Reed	177	214	82.7
10. John Carney	472	572	82.5

SEASON SCORING LEADERS

Kicker **Rob Bironas** placed seventh in the NFL in 2008 with 127 points, a total that ranks fourth in franchise history for points in a single season.

Bironas now owns two of the top five scoring seasons in team annals. In 2007, he registered the second-highest point total in club history, collecting 133 points.

Most points in a single season, franchise history (top five all kickers):

Player	Season	Extra Points		Field Goals		Total Points
		Made	Att	Made	Att	
1. Al Del Greco	1998	28	28	36	39	136
2. Rob Bironas	2007	28	28	35	39	133
3. Al Del Greco	1996	35	35	32	38	131
4. Rob Bironas	2008	40	40	29	33	127
5. Al Del Greco	1993	39	40	29	34	126
6. Gary Anderson	2003	42	42	27	31	123

FRANCHISE LEADING SCORERS

In Week 16 of the 2008 regular season, Titans kicker **Rob Bironas** surpassed former Oilers running back **Eddie George** (450 career points) for fourth place on the franchise's all-time scoring list.

Franchise Career Scoring Leaders:

Player	Years	TD	Rush	Rec.	Ret.	FG	PAT	Points
1. Al Del Greco	1991-00	0	0	0	0	246	322	1,060
2. George Blanda	1960-66	4	4	0	0	91	301	598
3. Tony Zendejas	1985-90	0	0	0	0	117	197	548
4. Rob Bironas	2005-09	0	0	0	0	127	153	534
5. Eddie George	1996-03	74	64	10	0	0	6	450
6. Earl Campbell	1978-84	73	73	0	0	0	0	438

MOST FIELD GOALS, FRANCHISE HISTORY

On Nov. 1 against the Jaguars, **Rob Bironas** moved past former Oilers kicker **Tony Zendejas** for second place on the team's all-time field goal list. Zendejas made 117 kicks with the club from 1985 through 1990.

All-time field goal leaders in Oilers/Titans history:

Player	Seasons	FG Made	Att	Pct
1. Al Del Greco	1991-2000	246	295	83.4
2. Rob Bironas	2005-2009	127	151	84.1
3. Tony Zendejas	1985-1990	117	163	71.8
4. George Blanda	1960-1966	91	187	48.7
5. Toni Fritsch	1977-1981	81	105	77.1

P CRAIG HENTRICH

Punter **Craig Hentrich's** 16th NFL season and 12th with the Titans came to a premature end in 2009. The franchise's all-time punting leader was placed on injured reserve on Sept. 29 as a result of straining his calf in a game against the Houston Texans on Sept. 20.

In two games in 2009, he punted nine times for a 46.9-yard average and a 44.1-yard net average.

During his career, the two-time Pro Bowler has punted more times than any other player in team history, and his punting average ranks second in club history behind only **Greg Montgomery**. Only three players in team history – **Bruce Matthews**, **Elvin Bethea** and **Brad Hopkins** – have appeared in more games with the club than Hentrich.

In addition to being the franchise's all-time punting leader, Hentrich is in the NFL's all-time top 10 in both career punts (seventh) and games played by a punter (fifth).

Hentrich signed with Tennessee as an unrestricted free agent in 1998 after five seasons in Green Bay, where he was a member of Green Bay's Super Bowl XXXI Championship team. He was originally an eighth-round draft choice (200th overall) of the New York Jets in 1993.

Craig Hentrich's 2009 Highlights:

- **At Pittsburgh (9/10)**, he recorded his 1,142nd career punt in the first quarter and in doing so broke a tie with **Rohn Stark** for seventh place on the NFL's all-time career punts list. Hentrich also broke a tie with **Chris Mohr** for fifth place in NFL history among punters with his 240th career game.
- **Against Houston (9/20)**, he left the game with a strained calf after averaging 49.8 yards (46.3 net) on four punts.
- **At N.Y. Jets (9/27)**, he was inactive with a calf injury. It was only the second game he missed in 16 NFL seasons.
- **On Sept. 29**, he was placed on injured reserve for the first time in his career due to a calf injury, concluding his 16th NFL season.



Craig Hentrich's Career Regular Season Statistics (1994-97 with Green Bay):

	GP	No.	Yds.	Avg.	Lg	TB	In20	Net
1994	16	81	3,351	41.4	70	10	24	35.5
1995	16	65	2,740	42.2	61	7	26	34.6
1996	16	68	2,886	42.4	65	9	28	36.3
1997	16	75	3,378	45.0	65	21	26	36.0
1998	16	69	3,258	47.2	71	11	18	39.2
1999	16	90	3,824	42.5	78	3	35	38.1
2000	16	76	3,101	40.8	67	9	33	36.3
2001	16	85	3,567	42.0	70	8	28	37.0
2002	16	65	2,725	41.9	56	5	28	33.9
2003	16	71	3,117	43.9	58	8	26	37.8
2004	16	73	3,117	42.7	64	8	20	38.0
2005	16	78	3,371	43.2	59	14	21	37.8
2006	16	88	3,760	42.7	73	10	32	37.3
2007	15	70	2,939	42.0	66	6	24	36.5
2008	16	87	3,725	42.8	75	13	27	36.5
2009	2	9	422	46.9	60	0	3	44.1
Career	241	1,150	49,281	42.9	78	142	399	36.8

FRANCHISE PUNTING LEADERS

Highest career gross punting average, franchise history:

Avg.	Player	Seasons
43.6	Greg Montgomery	1988-93
42.9	Craig Hentrich	1998-09
42.3	Jim Norton	1960-68

Most career punts, franchise history:


Punts	Player	Seasons
861	Craig Hentrich	1998-09
519	Jim Norton	1960-68
429	Cliff Parsley	1977-82

P BRETT KERN

Punter **Brett Kern** was claimed by the Titans off waivers from the Denver Broncos on Oct. 27.

Originally signed as a rookie free agent by the Broncos in 2008, he spent the entire 2008 season and the first six games of 2009 campaign in Denver, totaling 73 punts and a 46.5-yard average in 22 games.

In 2008, Kern ranked fifth in the league with a 46.7-yard gross punting average that marked the third-best season total by a Bronco in club history. He was named to the All-Rookie team by Pro Football Weekly/PFWA and The Sporting News.



Brett Kern's 2009 Highlights:

- He was claimed by the Titans off waivers from Denver on Oct. 27.
- **Against Jacksonville (11/1)**, he made his Titans debut and averaged 48.3 yards on four punts (43.3 net) with three punts placed inside the 20. He placed his final two punts in the fourth quarter on the seven- and three-yard lines.
- **At San Francisco (11/8)**, he averaged 43.4 yards (44.0 net) on five punts with a long of 57 and two punts placed inside the 20.

Brett Kern's Career Regular Season Statistics (2008-09 Denver; 2009 Tennessee):

	GP	No.	Yds.	Avg.	Lg	TB	In20	Net
2008	16	46	2,150	46.7	64	4	13	37.8
2009	11	47	2,134	45.4	64	8	20	37.2
Career	27	93	4,284	46.1	64	12	33	37.5

TITANS ON THE AIR

Regular season TV and radio schedule of Titans-related programming in Nashville (all times central)*:

Television:

Titans All Access Fridays 9:30-10 p.m., CW-Ch. 58
 Saturdays 2:30-3 p.m., MyTV-Ch. 30
 Saturdays 9:30-10 p.m., FOX-Ch. 17
Titans on 2 with Jeff Fisher Tuesdays 7-8 p.m., WKRN-Ch. 2

Titans Radio (gameday times listed are for noon Sunday kickoff):

The Jeff Fisher Show Tuesdays 6-7 p.m., 103.3-FM WKDF
Countdown to Kickoff Sundays 9:30 a.m., 103.3-FM WKDF
Titans Countdown Sundays 11 a.m., 103.3-FM WKDF*
Postgame Report Sundays 3 p.m., 103.3-FM WKDF*
Titans Talkback Sundays 4 p.m., 103.3-FM WKDF

* Check listings for Titans Radio affiliates outside of the Nashville market.

TITANS RADIO AFFILIATES

TITANS RADIO FLAGSHIP

Nashville TN WKDF FM 103.3

TENNESSEE

Ashland City TN WQSV AM 790
 Camden TN WFWL AM 1220
 Camden TN WRJB FM 95.9
 Carthage TN WUCZ FM 104.1
 Centerville TN WNKX FM 96.7
 Centerville TN WNKX AM 1570
 Chattanooga TN WGOW AM 1150
 Chattanooga TN WGOW FM 102.3
 Clarksville TN WJZM AM 1400
 Cleveland TN WCLE FM 104.1
 Columbia TN WMCP AM 1280
 Cookeville TN WBXE FM 93.7
 Crossville TN WPBX FM 99.3
 Dickson TN WDKN AM 1260
 Dyersburg TN WASL FM 100.1
 Fayetteville TN WYTM FM 105.5
 Franklin TN WAKM AM 950
 Jackson TN WZDQ FM 102.3
 Knoxville TN WNOX FM 100.3
 La Follette TN WQLA FM 104.9
 Lawrenceburg TN WDXE AM 1370
 Lawrenceburg TN WDXE FM 106.7
 Lebanon TN WANT FM 98.9
 Lebanon TN WCOR AM 1490
 Lewisburg TN WAXO AM 1220
 Manchester TN WMSR AM 1320
 Martin TN WCMT FM 101.3
 Martin TN WCMT AM 1410
 McKenzie TN WHDM AM 1440
 McMinnville TN WOWC FM 105.3
 Memphis TN WXMV FM 98.1
 Morristown TN WCRK AM 1150
 Nashville TN WKDF FM 103.3
 Paris TN WMUF AM 1000
 Paris TN WMUF FM 104.7

Parsons TN WKJQ FM 97.3
 Portland TN WQKR AM 1270
 Pulaski TN WKSR FM 98.3
 Shelbyville TN WZNG AM 1400
 Tri Cities TN WXSM AM 640
 Union City TN WQAK FM 105.7
 Waverly TN WQMV AM 1060
 Winchester TN WCDDT AM 1340

ALABAMA

Arab AL WAFN FM 92.7
 Birmingham AL WJOX FM 94.5
 Florence AL WQLT FM 107.3
 Huntsville AL WUMP FM 103.9
 Huntsville AL WUMP AM 730
 Huntsville AL WVNN FM 92.5
 Huntsville AL WVNN AM 770
 Scottsboro AL WWIC AM 1050

KENTUCKY

Bowling Green KY WPTQ FM 103.7
 Bowling Green KY WWKU AM 1450
 Cadiz KY WKDZ FM 106.5
 Calvert City KY WCCK FM 95.7
 Campbellsville KY WTCO AM 1450
 Elizabethtown KY WIEL AM 1400
 Henderson KY WSON AM 860
 Leitchfield KY WMTL AM 870
 Leitchfield KY WKHG FM 104.9
 Madisonville KY WWKY FM 97.7
 Mayfield KY WNGO AM 1320
 Murray KY WFGS FM 103.7
 Paducah KY WKYX AM 570
 Paducah KY WPAD AM 1560
 Princeton KY WAVJ FM 104.9

MISSISSIPPI

Jackson MS WPBQ AM 1240

TITANS ALL ACCESS

Titans All Access, the team's official magazine-style TV show, returns for its seventh season in 2009. The 30-minute program is co-hosted by "The Voice of the Titans" and seven-time Tennessee Sports-caster of the Year **Mike Keith** along with Titans general manager **Mike Reinfeldt**.



The show brings Titans fans on- and off-the-field stories about the team, "wired for sound" features with players and coaches, one-on-one chats with Keith and team members, and exclusive weekly insight from Reinfeldt.

Titans All Access airs across the Mid-South. The show is produced by Nashville's Fox 17 and is broadcast on the station each Saturday night at 9:30 p.m. It also airs in Nashville on CW 58 Fridays at 9:30 p.m. and on MyTV 30 Saturday afternoons immediately following SEC Football (approximately 2:30 pm). It also airs in the Birmingham, Chattanooga, Huntsville, Jackson, Knoxville, Memphis, Paducah and Tri-Cities areas. See the listings below for "Titans All Access" affiliates in other markets.

TITANS ALL ACCESS AFFILIATES AND BROADCAST TIMES*:

Nashville

• FOX 17 Sat., 9:30 p.m. CDT
 • MyTV 30 Sat., 2:30 p.m. CDT (after SEC football)
 • CW 58 Fri., 9:30 p.m. CDT

Birmingham

• MyTV 68 Sat., 10 p.m. CDT

Chattanooga

• CBS 12 Sat., 11:30 p.m. EDT

Huntsville

• FOX 54 Sat., 6:30 p.m. CDT

Jackson

• E+ TV 6 Fri., 10 p.m. CDT
 Sat., 12 p.m. CDT
 Sat., 5 p.m. CDT
 Sun., 11 a.m. CDT

Knoxville

• CBS 8 Sat., 11:35 p.m. EDT
 • MyVLT 2 (to be determined)

Memphis

• MyTV 50 Sat., 5 p.m. CDT

Paducah

• MyTV 49 Sat., 9:30 a.m. CDT

Tri-Cities

• FOX 39 Sun., 11:30 a.m. EDT

* Times subject to change

Visit TitansOnline.com for updated listings.



Mike Reinfeldt (right), shown here with NFL Commissioner Roger Goodell (left), appears every week on *Titans All Access*.

THIS WEEK'S MEDIA CALENDAR

1 Tuesday	2 Wednesday	3 Thursday	4 Friday	5 Saturday	6 Sunday	7 Monday
No Media Access Players' day off	Practice - 3:30 p.m. Jeff Fisher available, locker room open following practice Conference Calls 9:45 a.m. - Jeff Fisher with Indianapolis media 11:20 a.m. - Vince Young with Indianapolis media 10:45 a.m. CT - Colts player with Tennessee media 11:00 a.m. CT - Jim Caldwell with Tennessee media	Practice - 11:20 a.m. Jeff Fisher available, locker room open following practice	Practice - 11:30 a.m. Jeff Fisher available, locker room open following practice	No Media Access	Titans at Colts Noon CT Lucas Oil Stadium	Jeff Fisher Press Conference 3:00 p.m. CT

TELEVISION RATINGS

REGULAR SEASON TV RATINGS IN THE NASHVILLE MARKET

Date/Opponent	Day/Time	Network	Rating/Share	Rank
9/10 at Pit	Thu. 7:30 p.m.	NBC	40.1/56	1
9/20 vs. Hou	Sun. noon	CBS	27.3/52	1
9/27 at NYJ	Sun. noon	CBS	26.0/47	1
10/4 at Jax	Sun. noon	CBS	25.7/44	1
10/11 vs. Ind	Sun. 7:20 p.m.	NBC	33.4/47	1
10/18 at NE	Sun. 3:15 p.m.	CBS	25.5/43	1
11/1 vs. Jax	Sun. 3:05 p.m.	CBS	29.6/46	1
11/8 at SF	Sun. 3:15 p.m.	CBS	31.5/50	1
11/15 vs. Buf	Sun. noon	CBS	29.7/55	1
11/23 at Hou	Mon. 7:30 p.m.	ESPN/WKRN	36.8/50	1*
11/29 vs. Ari	Sun. 3:15 p.m.	FOX	TBA	TBA
2009 Regular Season Average			30.6/49	
2008 Regular Season Average			32.4/55	
2007 Regular Season Average			28.6/49	
2006 Regular Season Average			23.0/42	
2005 Regular Season Average			21.8/42	

* Monday night's game ranking measured against previous week's (Mon.-Sun.) programming.



Tony Brown shares the team lead with four sacks in 2009.

MEDIA CONTACT INFO

Site Address:

Baptist Sports Park
460 Great Circle Road
Nashville, TN 37228

Media-Only Website/Credential Application:

media.titansonline.com (username and password available through Titans media relations)

Phone:

(615) 565-4000 (main)
(615) 565-4100 (media relations)
(615) 565-4190 (fan training camp hotline)
(615) 565-4140 (community relations hotline)
(615) 565-4105 (media relations fax)

Media Relations Staff:

Director of Media Relations -
Robbie Bohren (615) 565-4101
rbohren@titans.nfl.com
Assistant Director of Media Relations -
Dwight Spradlin (615) 565-4102
dspradlin@titans.nfl.com
Media Relations Assistant -
Jared Puffer (615) 565-4107
jpuffer@titans.nfl.com
Media Relations Season Intern -
Dan Beckler (615) 565-4103
dbeckler@titans.nfl.com
Director of Internet and Publications -
Gary Glenn (615) 565-4058
gglen@titans.nfl.com
Internet Coordinator -
Jeff Harding (615) 565-4065
jharding@titans.nfl.com

2009 TITANS TRANSACTIONS

January 5	DT KEVIN VICKERSON rejoins team after four-game suspension; Waived DT AMON GORDON	August 11	Waived CB JEREMY HAYNES and QB ALEX MORTENSEN ; signed free agent LB ROCKY BOIMAN and LB TYSON SMITH
January 6	Signed free agent WR CRAPHONSO THORPE to a future contract	August 24	Waived injured C DOUG DATISH and WR CHRIS DAVIS
January 7	Signed free agent T PETE CLIFFORD to a future contract	August 25	Moved C KEVIN MAWAE from Physically Unable to Perform to active roster; signed free agent C MATT LEHR
January 8	Signed free agent CB CHRISTIAN MORTON to a future contract	September 1	Terminated vested veteran C MATT LEHR ; waived WR DUDLEY GUICE , RB RAFAEL LITTLE and LB TYSON SMITH
January 12	Signed free agents DE CHARLES BENNETT , C/G DOUG DATISH , CB TANARD DAVIS , DT DERRICK JONES , TE MATTHEW MULLIGAN , C JASON MURPHY and C/G FERNANDO VELASCO to future contracts	September 5	Terminated vested veterans LB ROCKY BOIMAN , FB CASEY CRAMER , CB DeMARCUS FAGGINS , LB RYAN FOWLER , WR MARK JONES , T CORY LEKKERKERKER and LB JOSH STAMER ; Waived DE LARRY BIRDINE , CB TANARD DAVIS , G RYAN DURAND , RB RODNEY FERGUSON , DB TUFF HARRIS , DT MITCH KING , WR PHILLIP MORRIS , TE MATTHEW MULLIGAN , C JASON MURPHY , DT LaJUAN RAMSEY , S NICK SCHOMMER , P A.J. TRAPASSO , C FERNANDO VELASCO and WR PAUL WILLIAMS ; Waived injured RB QUINTON GANTHER
January 14	Signed free agent DE LARRY BIRDINE to a future contract	September 6	Signed G RYAN DURAND , FB RODNEY FERGUSON , DT MITCH KING , WR PHILLIP MORRIS , S NICK SCHOMMER , C/G FERNANDO VELASCO and WR PAUL WILLIAMS to the practice squad
January 23	Signed free agent DT LaJUAN RAMSEY to a future contract	September 7	Signed LB MIKE RIVERA to the practice squad
February 19	Designated TE BO SCAIFE as the Franchise Player	September 23	Waived CB CARY WILLIAMS ; signed free agent P REGGIE HODGES ; placed DT MITCH KING on practice squad injured; signed P A.J. TRAPASSO to the practice squad
February 27	Signed unrestricted free agent QB KERRY COLLINS	September 29	Placed P CRAIG HENTRICH on injured reserve; waived RB CHRIS HENRY ; signed free agent WR MARK JONES and S KEVIN KAESVIHARN ; released RB RODNEY FERGUSON from the practice squad; signed CB CARY WILLIAMS to the practice squad
March 2	Signed unrestricted free agents S VINCENT FULLER , DT JOVAN HAYE and WR NATE WASHINGTON	October 3	Terminated vested veteran QB PATRICK RAMSEY ; signed CB CARY WILLIAMS from practice squad to the active roster
March 4	Signed exclusive rights free agent LB COLIN ALLRED	October 8	Signed RB LANCE BALL to the practice squad
March 6	Signed unrestricted free agent P CRAIG HENTRICH	October 15	Waived WR DOMINIQUE EDISON ; signed free agent CB ROD HOOD
March 20	Signed unrestricted free agent WR MARK JONES	October 16	Signed WR DOMINIQUE EDISON to the practice squad; released WR PHILIP MORRIS from the practice squad
April 2	Signed unrestricted free agent CB DeMARCUS FAGGINS	October 27	Claimed P BRETT KERN off waivers from the Denver Broncos; waived P REGGIE HODGES ; released RB LANCE BALL from the practice squad
April 6	Signed unrestricted free agent QB PATRICK RAMSEY	October 28	Signed QB JOHN DAVID BOOTY to the practice squad
April 25	Drafted WR KENNY BRITT (first round, 30th overall) and DT SEN'DERRICK MARKS (second round, 62nd overall)	October 30	Placed WR MARK JONES on injured reserve; signed free agent RB ALVIN PEARMAN
April 26	Traded 2010 second round pick to the New England Patriots for 2009 third round selection (89th overall); Drafted TE JARED COOK (third round, 89th overall), CB RYAN MOUTON (third round, 94th overall), LB GERALD McRATH (fourth round, 130th overall), T/G TROY KROPOG (fourth round, 135th overall), RB JAVON RINGER (fifth round, 173rd overall), CB JASON McCOURTY (sixth round, 203rd overall), WR DOMINIQUE EDISON (sixth round, 206th overall), G RYAN DURAND (seventh round, 239th overall), S NICK SCHOMMER (seventh round, 242nd overall)	November 3	Waived CB CARY WILLIAMS ; signed free agent WR CHRIS DAVIS ; released P A.J. TRAPASSO from the practice squad
April 28	Signed TE BO SCAIFE as franchise player	November 5	Signed CB CARY WILLIAMS to the practice squad
April 30	Signed the following undrafted free agents: RB RODNEY FERGUSON , WR DUDLEY GUICE , CB JEREMY HAYNES , DT MITCH KING , WR PHILLIP MORRIS , QB ALEX MORTENSEN , G RYAN SCHMIDT , P A.J. TRAPASSO	November 7	Waived WR CHRIS DAVIS ; signed G/C FERNANDO VELASCO from practice squad to the active roster
June 9	Signed seventh-round draft choice S NICK SCHOMMER	November 11	Signed DE ERIC BAKHTIARI to the practice squad
June 12	Waived DE CHARLES BENNETT , T PETE CLIFFORD and DT ULRICH WINKLER	November 14	Signed WR DOMINIQUE EDISON from the practice squad to the active roster; waived C/G FERNANDO VELASCO
June 23	Signed free agent T CORY LEKKERKERKER	November 17	Signed C/G FERNANDO VELASCO to the practice squad
June 24	Signed seventh-round draft choice G RYAN DURAND	November 24	Practice squad CB CARY WILLIAMS signed to the Baltimore Ravens active roster
June 25	Signed sixth-round draft choice CB JASON McCOURTY	November 25	Signed WR PHILLIP MORRIS to the practice squad
June 26	Signed sixth-round draft choice WR DOMINIQUE EDISON		
July 6	Signed third-round draft choice CB RYAN MOUTON and fourth-round draft choice LB GERALD McRATH		
July 7	Waived CB CHRISTIAN MORTON and WR CRAPHONSO THORPE		
July 10	Signed third-round draft choice TE JARED COOK and fourth-round draft choice T/G TROY KROPOG		
July 22	Signed fifth-round draft choice RB JAVON RINGER		
July 29	Signed second-round draft choice DT SEN'DERRICK MARKS ; Waived DT DERRICK JONES and G RYAN SCHMIDT		
July 31	Declared C KEVIN MAWAE Physically Unable to Perform		
August 2	Signed first-round draft choice WR KENNY BRITT and declared him Physically Unable to Perform		
August 7	Moved WR KENNY BRITT from Physically Unable to Perform to active roster		

2009 TENNESSEE TITANS PARTICIPATION CHART

Player	9/10	9/20	9/27	10/4	10/11	10/18	11/1	11/8	11/15	11/23	11/29	12/6	12/13	12/20	12/25	1/3	Season Totals			
	@Pit	Hou	@NYJ	@Jax	Ind	@NE	Jax	@SF	Buf	@Hou	Ari	@Ind	StL	Mia	SD	@Sea	GP	GS	DNP	IA
Allred, Colin	P	P	P	P	IA	P	P	P	P	IA	P						9	0	0	2
Amano, Eugene	LG	LG	P	LG	LG	LG	LG	LG	LG	LG	P						11	9	0	0
Amato, Ken	P	P	P	P	P	P	P	P	P	P	P						11	0	0	0
Bakhtiari, Eric	X	X	X	X	X	X	X	X	PS	PS	PS						0	0	0	0
Ball, Dave	IA	P	IA	IA	P	P	P	IA	P	P	IA						6	0	0	5
Ball, Lance	X	X	X	X	PS	PS	X	X	X	X	X						0	0	0	0
Bironas, Rob	P	P	P	P	P	P	P	P	P	P	P						11	0	0	0
Booty, John David	X	X	X	X	X	X	PS	PS	PS	PS	PS						0	0	0	0
Britt, Kenny	P	P	P	P	P	P	P	P	WR	WR	WR						11	3	0	0
Brown, Tony	RDT	RDT	RDT	RDT	RDT	RDT	RDT	RDT	RDT	RDT	RDT						11	11	0	0
Bulluck, Keith	RLB	RLB	RLB	RLB	RLB	RLB	RLB	RLB	RLB	RLB	RLB						11	11	0	0
Collins, Kerry	QB	QB	QB	QB	QB	QB	DNP	DNP	DNP	DNP	DNP						6	6	5	0
Cook, Jared	IA	P	P	P	P	P	P	P	P	P	P						10	0	0	1
Crumpler, Alge	TE	TE	TE	TE	P	TE	TE	TE	TE	TE	TE						11	10	0	0
Davis, Chris	X	X	X	X	X	X	X	X*	X	X	X						0	0	0	0
Durand, Ryan	PS	PS	PS	PS	PS	PS	PS	PS	PS	PS	PS						0	0	0	0
Edison, Dominique	DNP	P	P	IA	IA	PS	PS	PS	P	P	DNP						4	0	2	2
Ferguson II, Rodney	PS	PS	PS	X	X	X	X	X	X	X	X						0	0	0	0
Finnegan, Cortland	RCB	RCB	RCB	IA	IA	IA	LCB	LCB	LCB	RCB	RCB						8	8	0	3
Ford, Jacob	P	IA	P	P	P	P	P	P	P	P	P						10	0	0	1
Fuller, Vincent	P	P	P	IA	IA	IA	P	P	P	P	P						8	0	0	3
Gage, Justin	WR	WR	WR	WR	WR	WR	WR	WR	IA	IA	IA						8	8	0	3
Griffin, Michael	FS	FS	FS	FS	FS	FS	FS	FS	FS	FS	FS						11	11	0	0
Hall, Ahmard	FB	P	P	FB	FB	P	P	P	P	FB	FB						11	5	0	0
Harper, Nick	LCB	LCB	LCB	LCB	LCB	IA	IA	IA	IA	LCB	LCB						7	7	0	4
Harris, Leroy	P	P	LG	P	P	IA	P	RT	P	P	P						10	2	0	1
Hawkins, Lavelle	IA	IA	IA	IA	IA	IA	P	P	P	P	P						5	0	0	6
Haye, Jovan	LDT	LDT	LDT	LDT	LDT	LDT	IA	LT	LDT	LDT	LDT						10	10	0	1
Hayes, William	P	P	P	P	LDE	LDE	LDE	LDE	LDE	LDE	LDE						11	7	0	0
Henry, Chris	IA	P	P	X	X	X	X	X	X	X	X						2	0	0	1
Hentrich, Craig	P	P	IA	IR	IR	IR	IR	IR	IR	IR	IR						2	0	0	1
Hodges, Reggie	X	X	P	P	P	P	X	X	X	X	X						4	0	0	0
Hood, Rod	X	X	X	X	X	P	RCB	RCB	RCB	DNP	IA						4	3	1	1
Hope, Chris	SS	SS	SS	SS	SS	SS	SS	SS	SS	SS	SS						11	11	0	0
Johnson, Chris	RB	RB	RB	RB	RB	RB	RB	RB	RB	RB	RB						11	11	0	0
Jones, Jason	P	P	P	IA	IA	P	P	P	P	IA	IA						7	0	0	4
Jones, Mark	X	X	X	P	P	P	IR	IR	IR	IR	IR						3	0	0	0
Kaesviharn, Kevin	X	X	X	P	P	P	P	P	P	P	P						8	0	0	0
Kearse, Jevon	LDE	LDE	LDE	LDE	IA	IA	IA	IA	IA	IA	P						5	4	0	6
Keglar, Stanford	P	P	IA	IA	P	DNP	P	P	IA	P	P						7	0	1	3
Kern, Brett	X	X	X	X	X	X	P	P	P	P	P						5	0	0	0
King, Mitch	PS	PS	PS-I	PS-I	PS-I	PS-I	PS-I	PS-I	PS-I	PS-I	PS-I						0	0	0	0
Kropog, Troy	IA	IA	IA	IA	IA	DNP	DNP	P	IA	IA	IA						1	0	2	8
Marks, Sen'Derrick	IA	IA	IA	P	P	IA	P	IA	P	P	IA						5	0	0	6
Mawae, Kevin	C	C	C	C	C	C	C	C	C	C	C						11	11	0	0
McCourty, Jason	P	P	P	RCB	RCB	RCB	P	P	IA	P	P						10	3	0	1
McRath, Gerald	P	P	P	P	P	P	P	LLB	P	LLB	P						11	2	0	0
Morris, Phillip	PS	PS	PS	PS	PS	X	X	X	X	X	PS						0	0	0	0
Mouton, Ryan	IA	P	P	DB	P	RCB	P	P	P	P	P						10	2	0	1
Nickey, Donnie	P	P	P	P	FS	P	P	P	P	P	P						11	1	0	0
Otto, Mike	P	P	P	P	P	P	IA	IA	P	P	P						9	0	0	2
Pearman, Alvin	X	X	X	X	X	X	IA	P	P	IA	IA						2	0	0	3
Ramsey, Patrick	IA	IA	DNP	X	X	X	X	X	X	X	X						0	0	1	2
Ringer, Javon	P	P	DNP	P	P	P	IA	IA	IA	IA	P						6	0	1	4
Rivera, Mike	PS	PS	PS	PS	PS	PS	PS	PS	PS	PS	PS						0	0	0	0
Roos, Michael	LT	LT	LT	LT	LT	LT	LT	LT	LT	LT	LT						11	11	0	0
Scaife, Bo	TE	IA	IA	P	TE	TE	TE	TE	TE	P	P						9	6	0	2
Schommer, Nick	PS	PS	PS	PS	PS	PS	PS	PS	PS	PS	PS						0	0	0	0
Scott, Jake	RG	RG	RG	RG	RG	RG	RG	RG	RG	RG	RG						11	11	0	0
Stevens, Craig	P	TE	TE	P	P	IA	IA	P	P	P	P						9	2	0	2
Stewart, David	RT	RT	RT	RT	RT	RT	RT	IA	RT	RT	RT						10	10	0	1
Thornton, David	LLB	LLB	LLB	LLB	LLB	LLB	LLB	IA	LLB	IA	LLB						9	9	0	2
Tulloch, Stephen	MLB	MLB	MLB	P	MLB	P	MLB	MLB	MLB	MLB	MLB						11	9	0	0
Vanden Bosch, Kyle	RDE	RDE	RDE	RDE	RDE	RDE	RDE	RDE	RDE	RDE	RDE						11	11	0	0
Velasco, Fernando	PS	PS	PS	PS	PS	PS	PS	P	PS	PS	PS						1	0	0	0
Vickerson, Kevin	P	IA	P	P	P	P	LDT	P	IA	P	P						9	1	0	2
Washington, Nate	P	WR	WR	WR	WR	WR	WR	WR	WR	WR	WR						11	10	0	0
White, LenDale	P	P	P	P	P	P	P	P	P	P	IA						10	0	0	1
Williams, Cary	P	IA	X	P	P	P	IA	PS	PS	PS	X						4	0	0	2
Williams, Paul	PS	PS	PS	PS	PS	PS	PS	PS	PS	PS	PS						0	0	0	0
Young, Vince	DNP	DNP	IA	DNP	P	P	QB	QB	QB	QB	QB						7	5	3	1

*Chris Davis was on the 53-man roster from Nov. 3-Nov. 6

Starters indicated by position (QB, RB, MLB, etc.); P = played but did not start; DNP = active but did not play; IA = inactive for game; PS = practice squad; PS-I = practice squad injured reserve; X = not on roster; IR = injured reserve; SUS = reserve/suspended; NFI = non-football injury; PUP = physically unable to perform

HOW THE 2009 TITANS WERE BUILT

YEAR	DRAFTEES (30)	FREE AGENTS (22)	TRADES/WAIVERS (1)
2009	WR Kenny Britt (1)	WR Nate Washington (UFA-PIT)	P Brett Kern (W-Den)
	DT Se'Derrick Marks (2)	DT Jovan Haye (UFA-TB)	
	TE Jared Cook (3a)	S Kevin Kaesviharn (FA)	
	CB Ryan Mouton (3b)	CB Rod Hood (FA)	
	LB Gerald McRath (4a)	RB Alvin Pearman (FA)	
	T/G Troy Kropog (4b)		
	RB Javon Ringer (5)		
	CB Jason McCourty (6a)		
	WR Dominique Edison (6b)		
2008	RB Chris Johnson (1)	DE Dave Ball (FA)	
	DT Jason Jones (2)	TE Alge Crumpler (FA)	
	TE Craig Stevens (3)	DE Jevon Kearse (FA)	
	DE William Hayes (4a)	G Jake Scott (UFA-IND)	
	WR Lavelle Hawkins (4b)		
	LB Stanford Keglar (4c)		
2007	DB Michael Griffin (1)	CB Nick Harper (UFA-IND)	
	G/C Leroy Harris (4a)	WR Justin Gage (UFA-CHI)	
	DE Jacob Ford (6b)	DT Kevin Vickerson (FA)	
	T Mike Otto (7)	LB Colin Allred (FA)	
2006	QB Vince Young (1)	FB Ahmard Hall (FA)	
	RB LenDale White (2)	QB Kerry Collins (UFA-OAK)	
	LB Stephen Tulloch (4b)	LB David Thornton (UFA-IND)	
	CB Cortland Finnegan (7a)	C Kevin Mawae (UFA-NYJ)	
		S Chris Hope (UFA-PIT)	
	DT Tony Brown (FA)		
2005	T Michael Roos (2)	DE Kyle Vanden Bosch (UFA-AZ)	
	S Vincent Fuller (4a)	K Rob Bironas (FA)	
	T David Stewart (4b)		
	TE Bo Scaife (6)		
2004	G/C Eugene Amano (7b)		
2003	S Donnie Nicky (5)	LS/LB Ken Amato (FA)	
2000	LB Keith Bulluck (1)		

As of Nov. 30, 2009

2009 TITANS REGULAR SEASON STATISTICS

Won 5, Lost 6

Date	W-L	Score	OT	Opponent	Attendance
09/10	L	10-13	OT	at Pittsburgh	65,110*
09/20	L	31-34		Houston	69,143*
09/27	L	17-24		at New York Jets	75,863*
10/04	L	17-37		at Jacksonville	49,014
10/11	L	9-31		Indianapolis	69,143*
10/18	L	0-59		at New England	68,756*
11/01	W	30-13		Jacksonville	69,143*
11/08	W	34-27		at San Francisco	69,732*
11/15	W	41-17		Buffalo	69,143*
11/23	W	20-17		at Houston	71,153*
11/29	W	20-17		Arizona	69,143*
12/06				at Indianapolis	
12/13				St. Louis	
12/20				Miami	
12/25				San Diego	
01/03				at Seattle	

* Sellout

Statistic	Tenn.	Opp.
Total First Downs	190	216
Rushing	73	51
Passing	103	151
Penalty	14	14
3rd Down: Made/Att	63/151	57/150
3rd Down Pct.	41.7	38.0
4th Down: Made/Att	6/13	7/10
4th Down Pct.	46.2	70.0
Possession Avg.	28:30	31:30
Total Net Yards	3864	4050
Avg. Per Game	351.3	368.2
Total Plays	680	703
Avg. Per Play	5.7	5.8
Net Yards Rushing	1847	1116
Avg. Per Game	167.9	101.5
Total Rushes	339	259
Net Yards Passing	2017	2934
Avg. Per Game	183.4	266.7
Sacked/Yards Lost	11/64	26/189
Gross Yards	2081	3123
Att./Completions	330/191	418/286
Completion Pct.	57.9	68.4
Had Intercepted	10	11
Punts/Average	52/42.7	56/45.3
Net Punting Avg.	52/37.6	56/41.0
Penalties/Yards	68/535	60/457
Fumbles/Ball Lost	19/11	14/5
Touchdowns	25	35
Rushing	13	9
Passing	9	25
Returns	3	1

Score By Periods	Q1	Q2	Q3	Q4	OT	PTS
Team	43	70	47	69	0	229
Opponents	65	128	57	36	3	289

Scoring	TD	Rush	Rec	Ret	K-PAT	FG	S	PTS
Bironas	0	0	0	0	23/23	18/22	0	77
Johnson	10	9	1	0			0	62
Washington	5	0	5	0			0	30
Britt	2	0	2	0			0	12
White	2	2	0	0			0	12
Collins	1	1	0	0			0	6
Finnegan	1	0	0	1a			0	6
Fuller	1	0	0	1b			0	6
Gage	1	0	1	0			0	6
Hood	1	0	0	1c			0	6
Young	1	1	0	0			0	6
Team	25	13	9	3	23/23	18/22	0	229
Opponents	35	9	25	1	34/35	15/19	0	289

a - 39-yd interception return vs. S. F., 11/8
 b - 26-yd interception return vs. Buf., 11/15
 c - 31-yd interception return vs. Buf., 11/15

2-Pt. Conversions: Johnson, Team 1-2, Opponents 0-0
Sacks: Tony Brown 4, Hayes 4, J. Jones 4, Ford 3.5, Vanden Bosch 3, Tulloch 2, Fuller 1, Hope 1, Kearse 1, Thornton 1, (group) 1, Haye 0.5, **Team 26, Opponents 11**

FUM/Lost: Mouton 4/2, Young 4/1, Collins 3/2, Britt 1/1, Crumpler 1/1, Finnegan 1/0, Hall 1/1, Johnson 1/1, Scaife 1/1, Washington 1/0, White 1/1

Opponent Fumble Recoveries: S. Tulloch 1, J. Kearse, 1, M. Griffin 1 **Total: 3**

Passing	Att	Cmp	Yds	Cmp%	Yds/Att	TD	TD%
Collins	197	108	1071	54.8	5.44	5	2.5
Young	132	83	1010	62.9	7.65	4	3.0
Johnson	1	0	0	0.0	0.00	0	0.0
Team	330	191	2081	57.9	6.31	9	2.7
Opponents	418	286	3123	68.4	7.47	25	6.0

Rushing	No.	Yds	Avg	Long	TD
Johnson	217	1396	6.4	91t	9
White	61	208	3.4	11	2
Young	40	159	4.0	14	1
Ringer	8	48	6.0	32	0
Collins	10	16	1.6	10t	1
Washington	2	15	7.5	14	0
Hall	1	5	5.0	5	0
Team	339	1847	5.4	91t	13
Opponents	259	1116	4.3	80t	9

Receiving	No.	Yds	Avg	Long	TD
Britt	33	521	15.8	57	2
Johnson	33	294	8.9	69t	1
Washington	29	317	10.9	35	5
Scaife	29	287	9.9	27	0
Gage	22	302	13.7	49	1
Crumpler	21	167	8.0	27	0
Cook	9	74	8.2	17	0
Hall	8	54	6.8	15	0
Hawkins	4	44	11.0	22	0
White	2	12	6.0	7	0
M. Jones	1	9	9.0	9	0
Team	191	2081	10.9	69t	9
Opponents	286	3123	10.9	72t	25

Interceptions	No.	Yds	Avg	Long	TD
Finnegan	3	154	51.3	80	1
Hood	3	91	30.3	43	1
Fuller	2	26	13.0	26t	1
Hope	2	24	12.0	24	0
Bulluck	1	23	23.0	23	0
Team	11	318	28.9	80	3
Opponents	10	67	6.7	22	0

Punting	No.	Yds	Avg	Net	TB	In	Lg	B
Kern LG	47	2134	45.4	37.2	8	20	64	0
Kern TM	20	889	44.5	40.9	2	11	58	0
Hodges TM	22	868	39.5	31.8	2	1	50	0
Hentrich	9	422	46.9	44.1	0	3	60	0
Bironas	1	40	40.0	40.0	0	0	40	0
Team	52	2219	42.7	37.6	4	15	60	0
Opponents	56	2537	45.3	41.0	5	25	64	0

Punt Returns	Ret	FC	Yds	Avg	Long	TD
Kaevsiharn	7	6	25	3.6	10	0
Mouton	6	3	37	6.2	15	0
Finnegan	4	1	14	3.5	11	0
M. Jones	3	2	23	7.7	15	0
Pearman	3	4	40	13.3	18	0
Team	23	16	139	6.0	18	0
Opponents	24	11	184	7.7	37	0

Kickoff Returns	No.	Yds	Avg	Long	TD
M. Jones	13	264	20.3	27	0
Ringer	9	181	20.1	25	0
Pearman	8	174	21.8	27	0
Griffin	6	143	23.8	31	0
McCourty	3	72	24.0	27	0
Britt	2	58	29.0	35	0
Crumpler	2	20	10.0	15	0
Hall	1	12	12.0	12	0
Mouton	1	14	14.0	14	0
Stevens	1	14	14.0	14	0
Team	46	952	20.7	35	0
Opponents	47	1189	25.3	99t	1

Field Goals	1-19	20-29	30-39	40-49	50+
Bironas	0/0	5/5	2/4	7/8	4/5
Team	0/0	5/5	2/4	7/8	4/5
Opponents	0/0	6/6	6/7	2/4	1/2

Bironas: (37N,31B,45G)(40G)(38G)(29G)(49G,43G,46G)(48G,25G,45G)(21G,28G)(38G,60N,51G)(50G, 49N,53G)(52G,24G)
Opponents: (32G,33G)(38G,23G)(30G)(22G,50G,55N,33G)(23G)(39N,33G)(40G,25G)(25G)(49N, 26G,49N)(41G)

2009 TITANS REGULAR SEASON DEFENSIVE STATISTICS

PLAYER	TACKLES			SACKS		QB	TFL	INTERCEPTIONS					FUMBLES		
	Tot	Solo	Asst	Sk	Yds			No	Yds	Lg	TD	PD	FF	FR	Yds
Bulluck, Keith	96	65	31	0.0	0	0	2	1	23	23	0	5	0	1	0
Tulloch, Stephen	89	61	28	2.0	16	0	4	0	0	0	0	1	0	1	0
Griffin, Michael	67	39	28	0.0	0	1	1	0	0	0	0	3	2	1	0
Vanden Bosch, Kyle	67	32	35	3.0	8	13	2	0	0	0	0	0	1	0	0
Hope, Chris	66	51	15	1.0	8	1	0	2	24	24	0	5	0	0	0
Hayes, William	58	34	24	4.0	42	16	3	0	0	0	0	0	2	0	0
Finnegan, Cortland	53	39	14	0.0	0	0	0	3	154	80	1	7	0	0	0
Harper, Nick	50	43	7	0.0	0	1	0	0	0	0	0	3	0	0	0
Brown, Tony	49	28	21	4.0	28	21	2	0	0	0	0	0	2	0	0
Thornton, David	45	36	9	1.0	16	0	3	0	0	0	0	0	1	0	0
Haye, Jovan	39	19	20	0.5	4	6	1	0	0	0	0	0	0	0	0
Vickerson, Kevin	33	13	20	0.0	0	5	1	0	0	0	0	3	0	0	0
Ford, Jacob	28	16	12	3.5	19	8	2	0	0	0	0	0	1	0	0
McCourty, Jason	25	16	9	0.0	0	0	0	0	0	0	0	0	0	0	0
Jones, Jason	21	15	6	4.0	29	7	2	0	0	0	0	5	0	0	0
Ball, Dave	18	8	10	0.0	0	2	0	0	0	0	0	1	0	0	0
Mouton, Ryan	17	9	8	0.0	0	0	1	0	0	0	0	0	0	0	0
Fuller, Vincent	15	13	2	1.0	7	1	1	2	26	26t	1	3	0	0	0
McRath, Gerald	12	7	5	0.0	0	0	0	0	0	0	0	0	0	0	0
Hood, Rod	11	9	2	0.0	0	0	1	3	91	43	1	3	0	0	0
Marks, Sen'Derrick	11	5	6	0.0	0	0	0	0	0	0	0	1	0	0	0
Kearse, Jevon	10	5	5	1.0	6	3	0	0	0	0	0	0	0	1	0
Kaesviharn, Kevin	8	6	2	0.0	0	1	0	0	0	0	0	1	0	0	0
Williams, Cary	7	5	2	0.0	0	0	0	0	0	0	0	1	0	0	0
Allred, Colin	2	2	0	0.0	0	0	0	0	0	0	0	0	0	0	0
Amato, Ken	0	0	0	0.0	0	0	0	0	0	0	0	0	0	0	0
Keglar, Stanford	0	0	0	0.0	0	0	0	0	0	0	0	0	0	0	0
Nickey, Donnie	0	0	0	0.0	0	0	0	0	0	0	0	0	0	0	0
TEAM TOTALS:	897	576	321	25.0	182	86	26	11	318	80	3	42	9	4	0

SPECIAL TEAMS STATISTICS

PLAYER	TACKLES			FUMBLES		BLOCKS		
	Tot	Solo	Asst	FF	FR	PAT	FG	PUNT
Stevens, Craig	14	9	5	0	0	0	0	0
Nickey, Donnie	12	7	5	0	0	0	0	0
Keglar, Stanford	9	7	2	0	0	0	0	0
McCourty, Jason	9	6	3	0	0	0	0	0
Griffin, Michael	8	6	2	0	0	0	0	0
Hawkins, Lavelle	7	2	5	0	0	0	0	0
Kaesviharn, Kevin	7	3	4	0	0	0	0	0
McRath, Gerald	7	5	2	0	0	0	0	0
Mouton, Ryan	7	6	1	0	2	0	0	0
Allred, Colin	6	4	2	0	0	0	0	0
Williams, Cary	5	3	2	0	0	0	0	0
Amato, Ken	4	4	0	0	0	0	0	0
Hall, Ahmard	4	1	3	0	0	0	0	0
Hood, Rod	3	2	1	0	0	0	0	0
Jones, Mark	3	2	1	0	0	0	0	0
Fuller, Vincent	2	1	1	0	0	0	0	0
Bironas, Rob	1	1	0	0	0	0	0	0
Edison, Dominique	1	1	0	0	0	0	0	0
Hayes, William	1	1	0	0	0	0	0	0
Hope, Chris	1	1	0	0	0	0	0	0
Pearman, Alvin	1	1	0	0	0	0	0	0
Ringer, Javon	1	1	0	0	0	0	0	0
Roos, Michael	1	1	0	0	0	0	0	0
Tulloch, Stephen	1	1	0	0	0	0	0	0
Finnegan, Cortland	0	0	0	0	1	0	0	0
TEAM TOTALS:	115	76	39	0	3	0	0	0

Legend:

Tot	Total Tackles	Int	Interceptions
Solo	Unassisted Tackles	Yds	Interception Return Yards
Asst	Assisted Tackles	TD	Interceptions Return Touchdowns
Sk	Quarterback Sacks	PD	Passes Defensed
Yds	Yards Lost on Sack	FF	Forced Fumble
QB	Quarterback Pressures	FR	Fumble Recoveries
TFL	Tackles for Loss	Yds	Yards on Fumble Returns

MISCELLANEOUS STATISTICS

PLAYER	TACKLES			FUMBLES	
	Tot	Solo	Asst	FF	FR
Hall, Ahmard	3	3	0	0	0
Gage, Justin	2	2	0	0	0
Johnson, Chris	2	2	0	0	1
Mawae, Kevin	2	2	0	0	0
Washington, Nate	2	2	0	0	1
Collins, Kerry	1	1	0	0	1
Cook, Jared	1	1	0	0	0
Crumpler, Alge	1	1	0	0	0
Hawkins, Lavelle	1	1	0	0	0
Roos, Michael	1	1	0	0	0
Stewart, David	1	1	0	0	0
Young, Vince	0	0	0	0	2
TEAM TOTALS:	17	17	0	0	5

THE LAST TIME, REGULAR SEASON ...

KICKOFF RETURNED FOR TOUCHDOWN

By Titans—Derrick Mason at Cincinnati (101 yards), 11/18/01
By Opponents—LaRod Stephens-Howling, Arizona (99 yards), 11/29/09

PUNT RETURNED FOR TOUCHDOWN

By Titans—Pacman Jones vs. New England (81 yards), 12/31/06
By Opponents—Glenn Martinez at Denver (80 yards), 11/19/07

INTERCEPTION RETURNED FOR TOUCHDOWN

By Titans—Vincent Fuller (26 yards) and Rod Hood (31 yards) vs. Buffalo, 11/15/09
By Opponents—Scott Starks (55 yards), at Jacksonville, 11/5/06

FUMBLE RETURNED FOR TOUCHDOWN

By Titans—Cortland Finnegan (92 yards) vs. Jacksonville, 12/17/06
By Opponents—Jamey Richard (recovered in end zone), at Indianapolis, 12/28/08

FIELD GOAL BLOCKED

By Titans—Jason Jones at Chicago (Robbie Gould), 11/9/08
By Opponents—Aaron Smith, at Pittsburgh (Rob Bironas), 9/10/09

FIELD GOAL BLOCKED AND RETURNED FOR TD

By Titans—Donald Mitchell (69 yards) at Detroit (Jason Hanson's FG blocked by Henry Ford), 10/21/01
By Opponents—Rob Morris (68 yards), at Indianapolis (Gary Anderson's FG blocked by Montae Reagor), 12/5/04

PUNT BLOCKED

By Titans—Keith Bulluck at Cincinnati (Kyle Larson), 9/14/08
By Opponents—Ed Reed, at Baltimore (Craig Hentrich), 11/24/02

PUNT BLOCKED AND RETURNED FOR TD

By Titans—Keith Bulluck at Cincinnati, 9/14/08 (Kyle Larson's punt blocked by Bulluck and recovered in end zone by Bulluck)
By Opponents—Ed Reed (11 yards), at Baltimore (Craig Hentrich's punt blocked by Ed Reed), 11/24/02

MISSED PAT

By Titans—Rob Bironas (wide right) at Jacksonville, 1/1/06
By Opponents—Josh Scobee (blocked by Michael Griffin), vs. Jacksonville, 11/1/09

TWO POINT CONVERSION MADE

By Titans—Chris Johnson run at Jacksonville, 10/4/09
By Opponents—Andre' Davis pass from Sage Rosenfels at Houston, 10/21/07

TWO POINT CONVERSION FAILED

By Titans—at Jacksonville (pass), 10/4/09
By Opponents—vs. Houston (aborted kick), 9/21/08

SAFETY SCORED

By Titans—Tony Brown and Keith Bulluck sacked Steve McNair out of bounds in end zone vs. Baltimore, 11/12/06
By Opponents—Billy Volek penalty (intentional grounding) in end zone at Oakland, 12/19/04

200 YARDS RUSHING

By Titans—Chris Johnson vs. Jacksonville (228 yards), 11/1/09
By Opponents—Corey Dillon, vs. Cincinnati (246 yards), 12/4/97

150 YARDS RUSHING

By Titans—Chris Johnson vs. Arizona (154 yards), 11/29/09
By Opponents—Maurice Jones-Drew, vs. Jacksonville (177 yards), 11/1/09

100 YARDS RUSHING

By Titans—Chris Johnson vs. Arizona (154 yards), 11/29/09
By Opponents—Maurice Jones-Drew, vs. Jacksonville (177 yards), 11/1/09

400 YARDS PASSING

By Titans—Billy Volek at Oakland (492 yards), 12/19/04
By Opponents—Peyton Manning, at Indianapolis (425 yards), 12/5/04

300 YARDS PASSING

By Titans—Vince Young vs. Arizona (387 yards), 11/29/09
By Opponents—Matt Schaub, at Houston (305 yards), 11/23/09

200 YARDS RECEIVING

By Titans—Drew Bennett vs. Kansas City (233 yards), 12/13/04
By Opponents—Andre Johnson, at Houston (207 yards), 12/14/08

150 YARDS RECEIVING

By Titans—Drew Bennett at Oakland (160 yards), 12/19/04
By Opponents—Wes Welker, at New England (150 yards), 10/18/09

100 YARDS RECEIVING

By Titans—Kenny Britt vs. Arizona (128 yards), 11/29/09
By Opponents—Vernon Davis (102 yards), at San Francisco, 11/8/09

FIVE TOUCHDOWN PASSES

By Titans—Steve McNair vs. Jacksonville, 12/26/99
By Opponents—Tom Brady (six), at New England, 10/18/09

FOUR TOUCHDOWN PASSES

By Titans—Billy Volek at Oakland, 12/19/04
By Opponents—Tom Brady (six), at New England, 10/18/09

THREE TOUCHDOWN RECEPTIONS

By Titans—Drew Bennett vs. Kansas City, 12/13/04
By Opponents—Randy Moss, at New England, 10/18/09

TWO TOUCHDOWN RECEPTIONS

By Titans—Justin Gage at Jacksonville, 11/16/08
By Opponents—Lee Evans, vs. Buffalo, 11/15/09

THREE TOUCHDOWNS RUSHING

By Titans—LenDale White at Kansas City, 10/19/08
By Opponents—Corey Dillon (4), Cincinnati, 12/4/97

TWO TOUCHDOWNS RUSHING

By Titans—Chris Johnson vs. Buffalo, 11/15/09
By Opponents—Maurice Jones-Drew, vs. Jacksonville, 11/1/09

FOUR FIELD GOALS

By Titans—Rob Bironas (4) at Houston, 12/14/08
By Opponents—Rian Lindell (5), at Buffalo, 12/24/06

THREE FIELD GOALS

By Titans—Rob Bironas vs. Jacksonville, 11/1/09
By Opponents—Josh Scobee, at Jacksonville, 10/4/09

THREE INTERCEPTIONS

By Titans—Keith Bulluck (3) at New Orleans, 9/24/07
By Opponents—Rod Woodson (3), at Oakland, 9/29/02

TWO INTERCEPTIONS

By Titans—Michael Griffin vs. Pittsburgh, 12/21/08
By Opponents—D'Qwell Jackson, vs. Cleveland, 12/7/08

THREE SACKS

By Titans—Jason Jones (3.5) vs. Pittsburgh, 12/21/08
By Opponents—Darnell Dockett, vs. Arizona, 11/29/09

SCORED 50 POINTS

By Titans—Oilers 58, Cleveland 14, 12/9/90
By Opponents—Titans 0, at New England 59, 10/18/09

SCORED 40 POINTS

By Titans—Titans 41, vs. Buffalo 17, 11/15/09
By Opponents—Titans 0, at New England 59, 10/18/09

WON OVERTIME GAME

By Titans—Packers 16 at Titans 19, 11/2/08
By Opponents—Titans 10 at Pittsburgh 13, 9/10/09

SHUTOUT

By Titans—Titans 31, Dallas 0, 12/25/00
By Opponents—Titans 0, at New England 59, 10/18/09

500 TOTAL NET YARDS

By Titans—vs. Arizona (532 yards), 11/29/09
By Opponents—at New England (619 yards), 10/18/09

400 TOTAL NET YARDS

By Titans—vs. Arizona (532 yards), 11/29/09
By Opponents—at New England (619 yards), 10/18/09

2009 TENNESSEE TITANS UNOFFICIAL DEPTH CHART

OFFENSE

WR	85	Nate Washington	<u>18</u>	<u>Kenny Britt</u>	
LT	71	Michael Roos	66	Mike Otto	<u>70</u> <u>Troy Kropog</u>
LG	54	Eugene Amano	64	Leroy Harris	
C	68	Kevin Mawae	64	Leroy Harris	
RG	73	Jake Scott	64	Leroy Harris	
RT	76	David Stewart	66	Mike Otto	<u>70</u> <u>Troy Kropog</u>
TE	80	Bo Scaife	83	Alge Crumpler	88 <u>Craig Stevens</u>
					<u>89</u> <u>Jared Cook</u>
WR	12	Justin Gage	87	Lavelle Hawkins	<u>19</u> <u>Dominique Edison</u>
QB	10	Vince Young	5	Kerry Collins	
FB	45	Ahmard Hall			
RB	28	Chris Johnson	25	LenDale White	<u>21</u> <u>Javon Ringer</u>
					35 <u>Alvin Pearman</u>

DEFENSE

DE	95	William Hayes	90	Jevon Kearse	
DT	75	Jovan Haye	91	Jason Jones	<u>94</u> <u>Sen'Derrick Marks</u>
DT	97	Tony Brown	96	Kevin Vickerson	
DE	93	Kyle Vanden Bosch	78	Jacob Ford	98 <u>Dave Ball</u>
OLB	50	David Thornton	<u>51</u>	<u>Gerald McRath</u>	
MLB	55	Stephen Tulloch	56	Colin Allred	58 <u>Ken Amato</u>
OLB	53	Keith Bulluck	59	Stanford Kegl	
CB	20	Nick Harper	37	Rod Hood	<u>29</u> <u>Ryan Mouton</u>
CB	31	Cortland Finnegan	<u>30</u>	<u>Jason McCourty</u>	
SS	24	Chris Hope	23	Donnie Nickey	
FS	33	Michael Griffin	22	Vincent Fuller	26 <u>Kevin Kaesviharn</u>

SPECIALISTS

K	2	Rob Bironas	6	Brett Kern	
KO	2	Rob Bironas	6	Brett Kern	
P	6	Brett Kern	2	Rob Bironas	
H	6	Brett Kern	23	Donnie Nickey	
PR	35	Alvin Pearman	26	Kevin Kaesviharn	<u>29</u> <u>Ryan Mouton</u>
KOR	35	Alvin Pearman	33	Michael Griffin	<u>30</u> <u>Jason McCourty</u>
PC	58	Ken Amato	68	Kevin Mawae	
KC	58	Ken Amato	68	Kevin Mawae	

Rookies and first-year players are underlined

As of Nov. 30, 2009

2009 TITANS POSITIONAL ROSTER - OFFENSE

QUARTERBACKS (2)

5	Collins, Kerry	QB	6-5	245	12/30/72	15	Penn State	Lebanon, Pa.	UFA (OAK)-'06
10	Young, Vince	QB	6-5	233	5/18/83	4	Texas	Houston, Texas	D1-'06

RUNNING BACKS/FULLBACKS (5)

45	Hall, Ahmard	FB	5-10	242	11/13/79	4	Texas	Angleton, Texas	FA-'06
28	Johnson, Chris	RB	5-11	200	9/23/85	2	East Carolina	Orlando, Fla.	D1-'08
35	Pearman, Alvin	RB	5-10	204	8/10/82	4	Virginia	Charlotte, N.C.	FA-'09
21	Ringer, Javon	RB	5-9	205	2/2/87	R	Michigan State	Dayton, Ohio	D5-'09
25	White, LenDale	RB	6-1	235	12/20/84	4	Southern California	Park Hill, Colo.	D2-'06

WIDE RECEIVERS (5)

18	Britt, Kenny	WR	6-3	218	9/19/88	R	Rutgers	Bayonne, N.J.	D1-'09
19	Edison, Dominique	WR	6-2	204	7/16/86	R	Stephen F. Austin	San Augustine, Texas	D6b-'09
12	Gage, Justin	WR	6-4	212	1/24/81	7	Missouri	Jefferson City, Mo.	UFA (CHI)-'07
87	Hawkins, Lavelle	WR	5-11	190	7/12/86	2	California	Stockton, Calif.	D4b-'08
85	Washington, Nate	WR	6-1	185	8/28/83	5	Tiffin	Toledo, Ohio	UFA (PIT)-'09

TIGHT ENDS (4)

89	Cook, Jared	TE	6-5	246	4/7/87	R	South Carolina	Suwanee, Ga.	D3a-'09
83	Crumpler, Alge	TE	6-2	262	12/23/77	9	North Carolina	Wilmington, N.C.	FA-'08
80	Scaife, Bo	TE	6-3	249	1/6/81	5	Texas	Denver, Colo.	D6-'06
88	Stevens, Craig	TE	6-3	255	9/1/84	2	California	Rancho Palos Verdes, Calif.	D3-'08

CENTERS (2)

64	Harris, Leroy	C/G	6-3	302	6/6/84	3	N.C. State	Raleigh, N.C.	D4a-'07
68	Mawae, Kevin	C	6-4	289	1/23/71	16	Louisiana State	Leesville, La.	UFA (NYJ)-'06

GUARDS (2)

54	Amano, Eugene	G/C	6-3	310	3/1/82	6	SE Missouri State	San Diego, Calif.	D7-'04
73	Scott, Jake	G	6-5	295	4/16/81	6	Idaho	Lewiston, Idaho	UFA(IND)-'08

TACKLES (4)

70	Kropog, Troy	T/G	6-6	309	7/31/86	R	Tulane	Metairie, La.	D4b-'09
66	Otto, Mike	T	6-5	308	7/24/83	2	Purdue	Kokomo, Ind.	D7-'07
71	Roos, Michael	T	6-7	315	10/5/82	5	Eastern Washington	Vancouver, Wash.	D2-'05
76	Stewart, David	T	6-7	318	8/28/82	5	Mississippi State	Moulton, Ala.	D4b-'05

PLACEKICKERS (1)

2	Bironas, Rob	K	6-0	215	1/29/78	5	Ga. Southern/Auburn	Louisville, Ky.	FA-'05
---	--------------	---	-----	-----	---------	---	---------------------	-----------------	--------

As of Nov. 30, 2009

2009 TITANS POSITIONAL ROSTER - DEFENSE

DEFENSIVE ENDS (5)

98	Ball, Dave	DE	6-5	277	1/4/81	5	UCLA	Dixon, Calif.	FA-'08
78	Ford, Jacob	DE	6-4	256	7/20/83	3	Central Arkansas	Memphis, Tenn.	D6b-'07
95	Hayes, William	DE	6-3	272	5/2/85	2	Winston-Salem State	High Point, N.C.	D4a-'08
90	Kearse, Jevon	DE	6-4	265	9/3/76	11	Florida	Ft. Myers, Fla.	FA-'08
93	Vanden Bosch, Kyle	DE	6-4	278	11/17/78	9	Nebraska	Larchwood, Iowa	UFA (AZ)-'05

DEFENSIVE TACKLES (5)

97	Brown, Tony	DT	6-3	290	9/29/80	5	Memphis	Chattanooga, Tenn.	FA-'06
75	Haye, Jovan	DT	6-2	285	6/21/82	5	Vanderbilt	Fort Lauderdale, Fla.	UFA (TB)-'09
91	Jones, Jason	DT	6-5	280	5/23/86	2	Eastern Michigan	Detroit, Mich.	D2-'08
94	Marks, Sen'Derrick	DT	6-2	306	2/23/87	R	Auburn	Mobile, Ala.	D2-'09
96	Vickerson, Kevin	DT	6-5	305	1/8/83	4	Michigan State	Detroit, Mich.	FA-'07

LINEBACKERS (7)

56	Allred, Colin	LB	6-1	238	4/15/83	2	Baylor	Dallas, Texas	FA-'07
58	Amato, Ken	LB/LS	6-2	245	5/18/77	7	Montana State	Miami, Fla.	FA-'03
53	Bulluck, Keith	LB	6-3	235	4/4/77	10	Syracuse	New City, N.Y.	D1-'00
59	Keglar, Stanford	LB	6-2	240	7/4/85	2	Purdue	Indianapolis, Ind.	D4c-'08
51	McRath, Gerald	LB	6-3	231	6/16/86	R	Southern Mississippi	Powder Springs, Ga.	D4a-'09
50	Thornton, David	LB	6-2	225	11/1/78	8	North Carolina	Goldsboro, N.C.	UFA (IND)-'06
55	Tulloch, Stephen	LB	5-11	235	1/1/85	4	N.C. State	Miami, Fla.	D4b-'06

CORNERBACKS (5)

31	Finnegan, Cortland	CB	5-10	188	2/2/84	4	Samford	Milton, Fla.	D7a-'06
20	Harper, Nick	CB	5-10	182	9/10/74	9	Fort Valley State	Baldwin, Ga.	UFA (IND)-'07
37	Hood, Rod	CB	5-11	198	10/3/81	7	Auburn	Columbus, Ga.	FA-'09
30	McCourty, Jason	CB	6-0	193	8/13/87	R	Rutgers	Nyack, N.Y.	D6a-'09
29	Mouton, Ryan	CB	5-9	187	9/23/86	R	Hawaii	Houston, Texas	D3b-'09

SAFETIES (5)

22	Fuller, Vincent	S	6-1	190	8/3/82	5	Virginia Tech	Baltimore, Md.	D4a-'05
33	Griffin, Michael	S	6-0	202	1/4/85	3	Texas	Austin, Texas	D1-'07
24	Hope, Chris	S	6-0	208	9/29/80	8	Florida State	Rock Hill, S.C.	UFA (PIT)-'06
26	Kaesviharn, Kevin	S	6-1	200	8/29/76	9	Augustana (S.D.)	Paramount, Calif.	FA-'09
23	Nickey, Donnie	S	6-3	210	4/25/80	7	Ohio State	Plain City, Ohio	D5-'03

PUNTERS (1)

6	Kern, Brett	P	6-2	215	2/17/86	2	Toledo	Grand Island, N.Y.	W (DEN) -'09
---	-------------	---	-----	-----	---------	---	--------	--------------------	--------------

As of Nov. 30, 2009

2009 TITANS ALPHABETICAL ROSTER

NO.	NAME	POS.	HT.	WT.	BIRTH-DATE	NFL-EXP.	COLLEGE	HOMETOWN	HOW ACQUIRED
56	Allred, Colin	LB	6-1	238	4/15/83	2	Baylor	Dallas, Texas	FA-'07
54	Amano, Eugene	G/C	6-3	310	3/1/82	6	SE Missouri State	San Diego, Calif.	D7-'04
58	Amato, Ken	LB/LS	6-2	245	5/18/77	7	Montana State	Miami, Fla.	FA-'03
98	Ball, Dave	DE	6-5	277	1/4/81	5	UCLA	Dixon, Calif.	FA-'08
2	Bironas, Rob	K	6-0	215	1/29/78	5	Ga. Southern/Auburn	Louisville, Ky.	FA-'05
18	Britt, Kenny	WR	6-3	218	9/19/88	R	Rutgers	Bayonne, N.J.	D1-'09
97	Brown, Tony	DT	6-3	290	9/29/80	5	Memphis	Chattanooga, Tenn.	FA-'06
53	Bulluck, Keith	LB	6-3	235	4/4/77	10	Syracuse	New City, N.Y.	D1-'00
5	Collins, Kerry	QB	6-5	245	12/30/72	15	Penn State	Lebanon, Pa.	UFA (OAK)-'06
89	Cook, Jared	TE	6-5	246	4/7/87	R	South Carolina	Suwanee, Ga.	D3a-'09
83	Crumpler, Alge	TE	6-2	262	12/23/77	9	North Carolina	Wilmington, N.C.	FA-'08
19	Edison, Dominique	WR	6-2	204	7/16/86	R	Stephen F. Austin	San Augustine, Texas	D6b-'09
31	Finnegan, Cortland	CB	5-10	188	2/2/84	4	Samford	Milton, Fla.	D7a-'06
78	Ford, Jacob	DE	6-4	256	7/20/83	3	Central Arkansas	Memphis, Tenn.	D6b-'07
22	Fuller, Vincent	S	6-1	190	8/3/82	5	Virginia Tech	Baltimore, Md.	D4a-'05
12	Gage, Justin	WR	6-4	212	1/24/81	7	Missouri	Jefferson City, Mo.	UFA (CHI)-'07
33	Griffin, Michael	S	6-0	202	1/4/85	3	Texas	Austin, Texas	D1-'07
45	Hall, Ahmad	FB	5-11	242	11/13/79	4	Texas	Angleton, Texas	FA-'06
20	Harper, Nick	CB	5-10	182	9/10/74	9	Fort Valley State	Baldwin, Ga.	UFA (IND)-'07
64	Harris, Leroy	G/C	6-3	302	6/6/84	3	N.C. State	Raleigh, N.C.	D4a-'07
87	Hawkins, Lavelle	WR	5-11	190	7/12/86	2	California	Stockton, Calif.	D4b-'08
75	Haye, Jovan	DT	6-2	285	6/21/82	5	Vanderbilt	Fort Lauderdale, Fla.	UFA (TB)- '09
95	Hayes, William	DE	6-3	272	5/2/85	2	Winston-Salem State	High Point, N.C.	D4a-'08
37	Hood, Rod	CB	5-11	198	10/3/81	7	Auburn	Columbus, Ga.	FA-'09
24	Hope, Chris	S	6-0	208	9/29/80	8	Florida State	Rock Hill, S.C.	UFA (PIT)-'06
28	Johnson, Chris	RB	5-11	200	9/23/85	2	East Carolina	Orlando, Fla.	D1-'08
91	Jones, Jason	DT	6-5	280	5/23/86	2	Eastern Michigan	Detroit, Mich.	D2-'08
26	Kaesviharn, Kevin	S	6-1	200	8/29/76	9	Augustana (S.D.)	Paramount, Calif.	FA-'09
90	Kearse, Jevon	DE	6-4	265	9/3/76	11	Florida	Ft. Myers, Fla.	FA-'08
59	Keglar, Stanford	LB	6-2	240	7/4/85	2	Purdue	Indianapolis, Ind.	D4c-'08
6	Kern, Brett	P	6-2	215	2/17/86	2	Toledo	Grand Island, N.Y.	W (DEN) -'09
70	Kropog, Troy	T/G	6-6	309	7/31/86	R	Tulane	Metairie, La.	D4b-'09
94	Marks, Sen'Derrick	DT	6-2	306	2/23/87	R	Auburn	Mobile, Ala.	D2-'09
68	Mawae, Kevin	C	6-4	289	1/23/71	16	Louisiana State	Leesville, La.	UFA (NYJ)-'06
30	McCourty, Jason	CB	6-0	193	8/13/87	R	Rutgers	Nyack, N.Y.	D6a-'09
51	McRath, Gerald	LB	6-3	231	6/16/86	R	Southern Mississippi	Powder Springs, Ga.	D4a-'09
29	Mouton, Ryan	CB	5-9	187	9/23/86	R	Hawaii	Houston, Texas	D3b-'09
23	Nickey, Donnie	S	6-3	210	4/25/80	7	Ohio State	Plain City, Ohio	D5-'03
66	Otto, Mike	T	6-5	308	7/24/83	2	Purdue	Kokomo, Ind.	D7-'07
35	Pearman, Alvin	RB	5-10	204	8/10/82	4	Virginia	Charlotte, N.C.	FA-'09
21	Ringer, Javon	RB	5-9	205	2/2/87	R	Michigan State	Dayton, Ohio	D5-'09
71	Roos, Michael	T	6-7	315	10/5/82	5	Eastern Washington	Vancouver, Wash.	D2-'05
80	Scaife, Bo	TE	6-3	249	1/6/81	5	Texas	Denver, Colo.	D6-'05
73	Scott, Jake	G	6-5	295	4/16/81	6	Idaho	Lewiston, Idaho	UFA (IND)-'08
88	Stevens, Craig	TE	6-3	255	9/1/84	2	California	Rancho Palos Verdes, Calif.	D3-'08
76	Stewart, David	T	6-7	318	8/28/82	5	Mississippi State	Moulton, Ala.	D4b-'05
50	Thornton, David	LB	6-2	225	11/1/78	8	North Carolina	Goldsboro, N.C.	UFA (IND)-'06
55	Tulloch, Stephen	LB	5-11	235	1/1/85	4	N.C. State	Miami, Fla.	D4b-'06
93	Vanden Bosch, Kyle	DE	6-4	278	11/17/78	9	Nebraska	Larchwood, Iowa	UFA (AZ)-'05
96	Vickerson, Kevin	DT	6-5	305	1/8/83	4	Michigan State	Detroit, Mich.	FA-'07
85	Washington, Nate	WR	6-1	185	8/28/83	5	Tiffin	Toledo, Ohio	UFA (PIT)-'09
25	White, LenDale	RB	6-1	235	12/20/84	4	Southern California	Park Hill, Colo.	D2-'06
10	Young, Vince	QB	6-5	233	5/18/83	4	Texas	Houston, Texas	D1-'06
PRACTICE SQUAD:									
99	Bakhtiari, Eric	DE	6-3	285	12/2/84	1	San Diego	Burlingame, Calif.	FA-'09
7	Booty, John David	QB	6-3	213	1/3/85	2	Southern California	Shreveport, La.	FA-'09
77	Durand, Ryan	G	6-5	305	11/17/85	R	Syracuse	Leominster, Mass.	D7a-'09
16	Morris, Phillip	WR	6-3	175	7/2/86	R	South Carolina State	Timmonsville, S.C.	FA-'09
57	Rivera, Mike	LB	6-2	245	1/10/86	R	Kansas	Shawnee Mission, Kan.	FA-'09
39	Schommer, Nick	S	6-0	201	1/3/86	R	North Dakota State	Prescott, Wis.	D7b-'09
81	Williams, Paul	WR	6-1	205	12/2/83	3	Fresno State	Avenal, Calif.	D3-'07
RESERVE/INJURED:									
15	Hentrich, Craig	P/K	6-3	213	5/18/71	16	Notre Dame	Alton, Ill.	UFA (GB)-'98
84	Jones, Mark	WR	5-9	185	11/3/80	6	Tennessee	Wallingford, Pa.	UFA (CAR)-'09
PRACTICE SQUAD INJURED:									
62	King, Mitch	DT	6-2	280	5/5/86	R	Iowa	Burlington, Iowa	FA-'09

Roster Count: 53
As of Nov. 30, 2009

HEAD COACH: JEFF FISHER

ASSISTANT COACHES: MIKE HEIMERDINGER (offensive coordinator), CHUCK CECIL (defensive coordinator), DAVE MCGINNIS (asst. head coach/linebackers), STEVE WATTERSON (asst. head coach/strength and conditioning), EARNEST BYNER (running backs), MARTY GALBRAITH (special teams asst.), FRED GRAVES (wide receivers), TIM HAUCK (asst. secondary), CRAIG JOHNSON (quarterbacks), DOWELL LOGGAINS (quality control - offense), ALAN LOWRY (special teams), MIKE MUNCHAK (offensive line), MARCUS ROBERTSON (secondary), RAYNA STEWART (defensive asst./quality control), JIM WASHBURN (defensive line), RICHIE WESSMAN (offensive asst.), JOHN ZERNHELT (tight ends)

PRONUNCIATION GUIDE:

AMANO, Eugene uh-MAHN-oh
AMATO, Ken uh-MAHT-oh
BIRONAS, Rob bur-OWN-us
Hall, AHMARD ah-MOD

HENTRICH, Craig HEN-trick
KROPOG, Troy CROW-pog
MAWAE, Kevin muh-WHY
MOUTON, Ryan MOO-tahn

PEARMAN, Alvin PEER-man
SCAIFE, Bo SKAYF
SCHOMMER, Nick SHOW-mer
TULLOCH, Stephen TULL-ock

HOW ACQUIRED KEY: FA (free agent), UFA (unrestricted free agent), RFA (restricted free agent), D (draft pick), W (waivers), T (trade)

2009 TITANS NUMERICAL ROSTER

NO.	NAME	POS.	HT.	WT.	AGE	NFL EXP.	COLLEGE	HOMETOWN	HOW ACQUIRED
2	Rob Bironas	K	6-0	215	31	5	Ga. Southern/Auburn	Louisville, Ky.	FA-'05
5	Kerry Collins	QB	6-5	245	36	15	Penn State	Lebanon, Pa.	UFA (OAK)-'06
6	Brett Kern	P	6-2	215	23	2	Toledo	Grand Island, N.Y.	W (DEN) - '09
10	Vince Young	QB	6-5	233	26	4	Texas	Houston, Texas	D1-'06
12	Justin Gage	WR	6-4	212	28	7	Missouri	Jefferson City, Mo.	UFA (CHI)-'07
18	Kenny Britt	WR	6-3	218	21	R	Rutgers	Bayonne, N.J.	D1-'09
19	Dominique Edison	WR	6-2	204	23	R	Stephen F. Austin	San Augustine, Texas	D6b-'09
20	Nick Harper	CB	5-10	182	35	9	Fort Valley State	Baldwin, Ga.	UFA (IND)-'07
21	Javon Ringer	RB	5-9	205	22	R	Michigan State	Dayton, Ohio	D5-'09
22	Vincent Fuller	S	6-1	190	27	5	Virginia Tech	Baltimore, Md.	D4a-'05
23	Donnie Nickey	S	6-3	210	29	7	Ohio State	Plain City, Ohio	D5-'03
24	Chris Hope	S	6-0	208	29	8	Florida State	Rock Hill, S.C.	UFA (PIT) -'06
25	LenDale White	RB	6-1	235	24	4	Southern California	Park Hill, Colo.	D2-'06
26	Kevin Kaesviharn	S	6-1	200	33	9	Augustana (S.D.)	Paramount, Calif.	FA-'09
28	Chris Johnson	RB	5-11	200	24	2	East Carolina	Orlando, Fla.	D1-'08
29	Ryan Mouton	CB	5-9	187	23	R	Hawaii	Houston, Texas	D3b-'09
30	Jason McCourty	CB	6-0	193	22	R	Rutgers	Nyack, N.Y.	D6a-'09
31	Cortland Finnegan	CB	5-10	188	25	4	Samford	Milton, Fla.	D7a-'06
33	Michael Griffin	S	6-0	202	24	3	Texas	Austin, Texas	D1-'07
35	Alvin Pearman	RB	5-10	204	27	4	Virginia	Charlotte, N.C.	FA-'09
37	Rod Hood	CB	5-11	198	28	7	Auburn	Columbus, Ga.	FA-'09
45	Ahmard Hall	FB	5-11	242	30	4	Texas	Angleton, Texas	FA-'06
50	David Thornton	LB	6-2	225	31	8	North Carolina	Goldsboro, N.C.	UFA (IND) -'06
51	Gerald McRath	LB	6-3	231	23	R	Southern Mississippi	Powder Springs, Ga.	D4a-'09
53	Keith Bulluck	LB	6-3	235	32	10	Syracuse	New City, N.Y.	D1-'00
54	Eugene Amano	G/C	6-3	310	27	6	SE Missouri State	San Diego, Calif.	D7-'04
55	Stephen Tulloch	LB	5-11	235	24	4	N.C. State	Miami, Fla.	D4b-'06
56	Colin Allred	LB	6-1	238	26	2	Baylor	Dallas, Texas	FA-'07
58	Ken Amato	LB/LS	6-2	245	32	7	Montana State	Miami, Fla.	FA-'03
59	Stanford Keglar	LB	6-2	240	24	2	Purdue	Indianapolis, Ind.	D4c-'08
64	Leroy Harris	G/C	6-3	302	25	3	N.C. State	Raleigh, N.C.	D4a-'07
66	Mike Otto	T	6-5	308	26	2	Purdue	Kokomo, Ind.	D7-'07
68	Kevin Mawae	C	6-4	289	38	16	Louisiana State	Leesville, La.	UFA (NYJ)-'06
70	Troy Kropog	T/G	6-6	309	23	R	Tulane	Metairie, La.	D4b-'09
71	Michael Roos	T	6-7	315	27	5	Eastern Washington	Vancouver, Wash.	D2-'05
73	Jake Scott	G	6-5	295	28	6	Idaho	Lewiston, Idaho	UFA (IND)-'08
75	Jovan Haye	DT	6-2	285	27	5	Vanderbilt	Fort Lauderdale, Fla.	UFA (TB) -'09
76	David Stewart	T	6-7	318	27	5	Mississippi State	Moulton, Ala.	D4b-'05
78	Jacob Ford	DE	6-4	256	26	3	Central Arkansas	Memphis, Tenn.	D6b-'07
80	Bo Scaife	TE	6-3	249	28	5	Texas	Denver, Colo.	D6-'05
83	Alge Crumpler	TE	6-2	262	31	9	North Carolina	Wilmington, N.C.	FA-'08
85	Nate Washington	WR	6-1	185	26	5	Tiffin	Toledo, Ohio	UFA (PIT)-'09
87	Lavelle Hawkins	WR	5-11	190	23	2	California	Stockton, Calif.	D4b-'08
88	Craig Stevens	TE	6-3	255	25	2	California	Rancho Palos Verdes, Calif.	D3-'08
89	Jared Cook	TE	6-5	246	22	R	South Carolina	Suwanee, Ga.	D3a-'09
90	Jevon Kearse	DE	6-4	265	33	11	Florida	Ft. Myers, Fla.	FA-'08
91	Jason Jones	DT	6-5	280	23	2	Eastern Michigan	Detroit, Mich.	D2-'08
93	Kyle Vanden Bosch	DE	6-4	278	31	9	Nebraska	Larchwood, Iowa	UFA (AZ)-'05
94	Sen'Derrick Marks	DT	6-2	306	22	R	Auburn	Mobile, Ala.	D2-'09
95	William Hayes	DE	6-3	272	24	2	Winston-Salem State	High Point, N.C.	D4a-'08
96	Kevin Vickerson	DT	6-5	305	26	4	Michigan State	Detroit, Mich.	FA-'07
97	Tony Brown	DT	6-3	290	29	5	Memphis	Chattanooga, Tenn.	FA-'06
98	Dave Ball	DE	6-5	277	28	5	UCLA	Dixon, Calif.	FA-'08

PRACTICE SQUAD:

7	John David Booty	QB	6-3	213	24	2	Southern California	Shreveport, La.	FA-'09
16	Phillip Morris	WR	6-3	175	23	R	South Carolina State	Timmonsville, S.C.	FA-'09
39	Nick Schommer	S	6-0	201	23	R	North Dakota State	Prescott, Wis.	D7b-'09
57	Mike Rivera	LB	6-2	245	23	R	Kansas	Shawnee Mission, Kan.	FA-'09
77	Ryan Durand	G	6-5	305	24	R	Syracuse	Leominster, Mass.	D7a-'09
81	Paul Williams	WR	6-1	205	25	3	Fresno State	Avenal, Calif.	D3-'07
99	Eric Bakhtiari	DE	6-3	285	24	1	San Diego	Burlingame, Calif.	FA-'09

RESERVE/INJURED:

15	Craig Hentrich	P/K	6-3	213	38	16	Notre Dame	Alton, Ill.	UFA (GB)-'98
84	Mark Jones	WR	5-9	185	29	6	Tennessee	Wallingford, Pa.	FA-'09

PRACTICE SQUAD INJURED:

62	Mitch King	DT	6-2	280	23	R	Iowa	Burlington, Iowa	FA-'09
----	------------	----	-----	-----	----	---	------	------------------	--------

Roster Count: 53

As of Nov. 30, 2009

HEAD COACH: JEFF FISHER

ASSISTANT COACHES: MIKE HEIMERDINGER (offensive coordinator), CHUCK CECIL (defensive coordinator), DAVE MCGINNIS (asst. head coach/linebackers), STEVE WATTERSON (asst. head coach/strength and conditioning), EARNEST BYNER (running backs), MARTY GALBRAITH (special teams asst.), FRED GRAVES (wide receivers), TIM HAUCK (asst. secondary), CRAIG JOHNSON (quarterbacks), DOWELL LOGGAINS (quality control - offense), ALAN LOWRY (special teams), MIKE MUNCHAK (offensive line), MARCUS ROBERTSON (secondary), RAYNA STEWART (defensive asst./quality control), JIM WASHBURN (defensive line), RICHIE WESSMAN (offensive asst.), JOHN ZERNHELT (tight ends)

HOW ACQUIRED KEY: FA (free agent), UFA (unrestricted free agent), RFA (restricted free agent), D (draft pick), W (waivers), T (trade)