



TENNESSEE TITANS



Baptist Sports Park • 460 Great Circle Rd • Nashville, TN 37228 • 615-565-4100 • 615-565-4105 Fax • www.titansonline.com

Robbie Bohren • Director of Media Relations

Dwight Spradlin • Assistant Director of Media Relations

Jared Puffer • Media Relations Assistant

Gary Glenn • Director of Internet Operations/Publications

Jeff Harding • Internet Coordinator

Press Release

FOR IMMEDIATE RELEASE

AUGUST 2, 2009



TITANS TRAVEL TO CANTON TO FACE BILLS IN HALL OF FAME GAME



Tennessee Titans (0-0) vs. Buffalo Bills (0-0)

Sunday, Aug. 9, 2009 • 7 p.m. CDT • Fawcett Stadium • Canton, Ohio

2009 TITANS SCHEDULE

PRESEASON

DAY	DATE	OPPONENT	TIME	TV
Sun.	Aug. 9	Buffalo +	7 PM	NBC
<i>Hall of Fame Game, Canton, Ohio</i>				
Sat.	Aug. 15	TAMPA BAY	7 PM	WKRN
<i>LP Boy Scouts and Girl Scouts Game</i>				
Fri.	Aug. 21	at Dallas	7 PM	FOX
Sat.	Aug. 29	at Cleveland	6:30 PM	WKRN
Thu.	Sept. 3	GREEN BAY	7 PM	WKRN
<i>AT&T Boys & Girls Club Game</i>				

REGULAR SEASON

DAY	DATE	OPPONENT	TIME	TV
Thu.	Sept. 10	at Pittsburgh	7:30 PM	NBC
Sun.	Sept. 20	HOUSTON	Noon	CBS
Sun.	Sept. 27	at N.Y. Jets +	Noon	CBS
Sun.	Oct. 4	at Jacksonville	Noon	CBS
Sun.	Oct. 11	INDIANAPOLIS	7:20 PM	NBC
Sun.	Oct. 18	at New England +	3:15 PM	CBS
Sun.	Oct. 25	BYE		
Sun.	Nov. 1	JACKSONVILLE	3:05 PM	CBS
Sun.	Nov. 8	at San Francisco	3:15 PM	CBS
Sun.	Nov. 15	BUFFALO +	Noon	CBS
Mon.	Nov. 23	at Houston	7:30 PM	ESPN
Sun.	Nov. 29	ARIZONA	Noon*	FOX
Sun.	Dec. 6	at Indianapolis	Noon*	CBS
Sun.	Dec. 13	ST. LOUIS	Noon*	FOX
Sun.	Dec. 20	MIAMI	Noon*	CBS
Fri.	Dec. 25	SAN DIEGO	6:30 PM	NFLN
Sun.	Jan. 3	at Seattle	3:15 PM*	CBS

All Times Central * Time Subject to Change
+ AFL Legacy Game

THIS WEEK'S GAME

NASHVILLE — The Tennessee Titans help open the NFL's preseason schedule this week, traveling to face the Buffalo Bills in the Pro Football Hall of Fame Game in Canton, Ohio. Kickoff at Fawcett Stadium (capacity 22,364) is scheduled for 7 p.m. CDT on Sunday, Aug. 9.

THE BROADCAST

The game will be televised nationally in high definition on NBC, including Nashville affiliate WSMV Channel 4. **Al Michaels** will handle play-by-play duties, while **Cris Collinsworth** will provide color commentary. **Andrea Kremer** reports from the sidelines.

The Titans Radio Network, including Nashville flagship 103.3-WKDF, will broadcast the game across the Mid-South with the "Voice of the Titans" **Mike Keith**, color commentator **Frank Wycheck**, sideline reporter **Cody Allison** and gameday host **Larry Stone**.

Westwood One Radio Sports will carry the national radio broadcast. **Howard David** (play-by-play) and **James Lofton** (color commentary) will provide the call.

A FITTING MATCHUP

The Hall of Fame Game appropriately brings together two of the original teams of the American Football League, both currently owned by the same visionaries who helped set in motion one of the most significant eras in football history. It was in 1960 that **K.S. "Bud" Adams, Jr.'s** then-Houston Oilers and **Ralph Wilson, Jr.'s** Bills became two of the eight teams that began play in the newly-formed AFL, making 2009 the 50th year in the clubs' histories. Adams and Wilson are the surviving members of the original group of owners, dubbed the "Foolish Club" for their choice to accept the seemingly-impossible task of competing with the National Football League. Ten seasons later, the burgeoning league's success was more than apparent, as the AFL and NFL completed a historic merger. The day before the Titans and Bills meet, Wilson will be enshrined as a member of the 2009 Hall of Fame class.

As part of the AFL's 50th-year celebration, several teams will be featured in "Legacy Games" and don special throwback uniforms in 2009. Sunday's game is the first of the occasions, as the Titans will appear in jerseys modeled after the 1960 club that captured the first of two consecutive AFL titles. The Bills' uniforms date back to 1965, when they won their second AFL championship.

The Titans-Bills rivalry is also significant for a pair of lasting playoff memories. During the 1992 postseason (Jan. 3, 1993), the Bills overcame a 32-point deficit in the second half to defeat the Oilers in overtime by a final score of 41-38. Seven years later (Jan. 8, 2000), the Titans used a late kickoff return dubbed the "Music City Miracle" to clinch a 22-16 victory over the Bills at LP Field.

A few of the other storylines as the Titans prepare to face the Bills:

- > **Jeff Fisher** begins his 15th preseason as the team's head coach. Fisher, who has the longest tenure with one team of any active NFL head coach, took over the team as interim head coach for the final six games of 1994.
- > **Chuck Cecil** will roam the sidelines for the first time as defensive coordinator. Cecil, a former NFL safety whose first year on the coaching staff was 2001, was promoted to his current position early in the offseason after former coordinator Jim Schwartz was hired as head coach of the Detroit Lions.
- > Significant veteran newcomers to the Titans include wide receiver **Nate Washington** and defensive tackle **Jovan Haye**. Washington was signed as an unrestricted free agent from the Pittsburgh Steelers, while Haye, a product of Vanderbilt University, was added from the Tampa Bay Buccaneers. Former Rutgers wide receiver **Kenny Britt** headlines an 11-member Titans draft class that could see game action for the first time.

FINGERTIP INFORMATION

Date	Sunday, Aug. 9, 2009
Kickoff	7:00 p.m. CDT
Venue	Fawcett Stadium
Location	Canton, Ohio
Opened in	1939
Capacity	22,364
Surface	FieldTurf
Home Team	Tennessee Titans (0-0)
Division	AFC South
Website	TitansOnline.com
Franchise since	1960 (1960-96 Houston Oilers; 1997-98 Tennessee Oilers)
Owner	K.S. "Bud" Adams, Jr.
Sr. Exec. VP	Steve Underwood
General Manager	Mike Reinfeldt
Head Coach	Jeff Fisher
Offensive Coordinator	Mike Heimerdinger
Defensive Coordinator	Chuck Cecil
Visiting Team	Buffalo Bills (0-0)
Division	AFC East
Website	www.buffalobills.com
Franchise since	1960
Owner	Ralph Wilson, Jr.
EVP/General Manager	Russ Brandon
Head Coach	Dick Jauron
Offensive Coordinator	Turk Schonert
Defensive Coordinator	Perry Fewell
Television	NBC HD
Nashville Affiliate	WSMV Channel 4 HD
Play-by-Play	Al Michaels
Color Commentary	Cris Collinsworth
Sideline Reporter	Andrea Kremer
Radio	Titans Radio Network
Flagship	103.3 FM-WKDF
Play-by-Play	Mike Keith
Color Commentary	Frank Wycheck
Sideline Reporter	Cody Allison
Producer/Gameday Host	Larry Stone
National Radio	Westwood One Radio Sports
Play-by-Play	Howard David
Color Commentary	James Lofton
Referee	Bill Leavy
Umpire	Garth DeFelice
Head Linesman	Phil McKinnely
Line Judge	Ron Marinucci
Field Judge	Buddy Horton
Side Judge	Larry Rose
Back Judge	Bob Waggoner



TITANS-BILLS SERIES AT A GLANCE

- **Overall series (regular & postseason):** Titans lead series 25-16
- **Regular Season Series:** Titans lead series 24-14
- **Postseason Series:** Bills lead series 2-1
- **Current streak:** Two wins by Titans
- **Titans at home vs. Bills:** 13-6 (including 1-0 in playoffs)
- **Titans on the road vs. Bills:** 12-10 (including 0-2 in playoffs)
- **Last Time at Ralph Wilson Stadium:** Titans 30 at Bills 29 (12/24/06)
- **Last Time at LP Field:** Bills 26 at Titans 28 (12/14/03)
- **First Time:** Oilers 24 at Bills 25 (10/30/60)
- **Jeff Fisher's Record vs. Bills:** 5-1 (including 1-0 in playoffs)
- **Dick Jauron's Record vs. Titans:** 0-1
- **Jeff Fisher's Record vs. Dick Jauron:** 1-0

TITANS-BILLS PRESEASON SERIES


- **Preseason series:** Titans lead series 9-3
- **Last Time in Preseason:** Titans 28 at Bills 17 (8/24/07)

A TITANS VICTORY WOULD ...

- Improve the Titans' all-time preseason record against the Bills to 10-3.
- Improve **Jeff Fisher's** preseason record as head coach (1995-09) to 30-26.
- Give the Titans an all-time record of 1-2 in the Pro Football Hall of Fame Game.

WHAT TO LOOK FOR THIS WEEK

- The Titans celebrate the 50th anniversary of their entrance into the American Football League on Aug. 3.
- The Titans play their first neutral-site preseason games since Aug. 24, 1996, when they were defeated 24-19 by the Dallas Cowboys at the Florida Citrus Bowl in Orlando, Fla.
- The Titans play in the Hall of Fame Game for the third time in team history. They previously lost to the L.A. Rams 17-6 on July 31, 1971 and were defeated 21-10 by the New York Giants on Aug. 3, 1985.
- The Titans open their preseason schedule in a location other than LP Field for the first time since 1999 (8/15/99 at Kansas City).
- **Jeff Fisher** begins his 15th preseason as head coach.



The 2009 Pro Football Hall of Fame Yearbook

TITANS-BILLS SERIES HISTORY

This is the fourth time since 2003 that the Titans and Bills have met in the preseason. The Titans lead the all-time preseason series at 9-3, including a win in Nashville in 2003 and victories in Buffalo in 2004 and 2007.

In the 2007 meeting, the Titans earned a 28-17 victory, as starting quarterback **Vince Young** led two touchdown drives in the first half. He finished the evening with 162 yards and one touchdown on 13-of-19 passing in addition to a two-yard touchdown run. Running back **LenDale White** recorded a game-high 51 yards on 11 carries.

In the regular season and postseason, the Titans and Bills have met a total of 41 times. The Titans hold a 25-16 advantage in the series, which dates back to 1960 when owner **K.S. "Bud" Adams'** Houston Oilers and **Ralph Wilson's** Buffalo Bills became charter members of the original American Football League. Both owners are still at the helm of their respective clubs.

From 1967 until 1978, the Oilers had a 10-game winning streak over the Bills, the longest streak in the series. Since then, the Bills have won nine of the last 17 games.

Under head coach **Jeff Fisher**, Tennessee has won five out of the last six meetings with the Bills, often with little margin for error. The last three times the teams faced off, the outcomes were decided by a combined total of six points. In 2000, the Bills earned a 16-13 win in Buffalo. Then in 2003, the teams met in Nashville and the Titans were 28-26 victors.

The Titans and Bills last met in Buffalo in Week 16 of the 2006 season. On a windy and cold afternoon, the Titans prevailed 30-29, courtesy of a game-winning 30-yard field goal by **Rob Bironas** with just over two minutes to play in the game.

The franchises have met three times in the playoffs, with Buffalo holding a 2-1 advantage in those meetings. The last playoff matchup between the two teams was in 1999, when the Titans defeated the Bills 22-16 in an AFC Wild Card game. In a play known as the "Music City Miracle," **Kevin Dyson** returned a **Frank Wycheck** lateral on a kickoff return 75 yards for a touchdown with only 16 seconds left in the game, giving Tennessee the win. The Titans went on to beat Jacksonville and Indianapolis before falling to St. Louis in Super Bowl XXXIV.

In a 1992 Wild Card game, the Bills achieved a similarly miraculous win. Trailing 35-3 in the third quarter, the Bills rallied to score 35 consecutive points and eventually won 41-38 in overtime.

TITANS-BILLS: THE LAST REGULAR SEASON MEETING

Tennessee Titans 30 at Buffalo Bills 29
Sunday, Dec. 24, 2006
Ralph Wilson Stadium, Orchard Park, N.Y.

	1	2	3	4	Final
Tennessee Titans	7	13	0	10	30
Buffalo Bills	10	9	10	0	29

In Week 16 of the 2006 season, a 30-yard field goal by **Rob Bironas** gave the Titans a 30-29 win over the Buffalo Bills at Ralph Wilson Stadium (attendance 54,765) and provided the team's sixth consecutive victory. The win kept Tennessee's playoff hopes alive with one game remaining in the regular season.

Following the field goal, which was made with 2:10 remaining in the fourth quarter, the Bills drove down the field, but cornerback **Reynaldo Hill** intercepted a pass by **J.P. Losman** at Tennessee's two-yard line to seal the win.

Hill's interception came after a decision by the Bills to go for a first down on a fourth-and-five from the Tennessee 28-yard line. The Bills were driving into steady winds of 15-20 miles per hour that affected both teams' punting and kicking units throughout the day.

The first half featured six lead changes and a total of six field goals. Tennessee had the wind at its back in the first quarter and took a 7-3 lead on a 22-yard touchdown pass from **Vince Young** to **Bobby Wade**. The Bills responded with a one-yard touchdown run by **Willis McGahee**. Going into the wind early in the second quarter, Bironas connected on a 42-yard field goal that narrowly cleared the goal post. After an interception by safety **Chris Hope**, Bironas was successful on a 20-yard kick.

After two more field goals by Bills kicker **Rian Lindell** and a 45-yard kickoff return by **Pacman Jones**, Young and the Titans offense received the ball at the Tennessee 43 with 53 seconds remaining in the half. A 13-yard reception by **LenDale White** and an eight-yard run by Young helped set up a fourth-and-two at the Buffalo 36-yard line. Young rolled left and looked to pass, but he then darted right and followed a line of blockers into the end zone for a touchdown and a 20-16 lead.

Buffalo took some of Tennessee's momentum at the end of the half when an untimed down due to a penalty resulted in a Lindell field goal.

To begin the second half, the Bills had the wind at their backs and jumped out to a 29-20 lead following a 37-yard touchdown pass to **Lee Evans** and another field goal by Lindell.

The Titans responded in the fourth quarter, driving 62 yards on nine plays, including a 29-yard touchdown pass to **Brandon Jones**. On their next possession, which began with 9:25 on the clock and would turn out to be the game-winning drive after Bironas' final field goal of the day, the Titans ran more than seven minutes off the clock. They totaled 75 yards on a drive that featured 41 yards on eight carries by **Travis Henry**. Henry, in his first return visit to Buffalo since being traded by the Bills in 2005, totaled 135 yards on 25 carries to lead all rushers in the game.

ALL-TIME SERIES RESULTS

TITANS vs. BILLS

Date	Site	Result	Score	
			Titans	Bills
10/30/60	Buf	L	24	25
12/11/60	Hou	W	31	23
10/08/61	Hou	L	12	22
10/29/61	Buf	W	28	16
09/09/62	Buf	W	28	23
10/07/62	Hou	W	17	14
09/28/63	Buf	W	31	20
10/20/63	Hou	W	28	14
10/11/64	Hou	L	17	48
11/01/64	Buf	L	10	24
10/31/65	Buf	W	19	17
12/05/65	Hou	L	18	29
09/25/66	Buf	L	20	27
11/20/66	Hou	L	20	42
09/17/67	Buf	W	20	3
10/29/67	Hou	W	10	3
10/27/68	Buf	W	30	7
12/07/68	Hou	W	35	6
09/21/69	Buf	W	17	3
10/05/69	Hou	W	28	14
12/12/71	Buf	W	20	14
11/10/74	Buf	W	21	9
09/19/76	Buf	W	13	3
10/15/78	Hou	W	17	10
09/25/83	Buf	L	13	30
11/10/85	Buf	L	0	20
12/21/86	Hou	W	16	7
09/20/87	Buf	L	30	34
01/01/89*	Buf	L	10	17
09/24/89	Hou	L (OT)	41	47
11/26/90	Hou	W	27	24
12/27/92	Hou	W	27	3
01/03/93**	Buf	L (OT)	38	41
10/11/93	Buf	L	7	35
09/18/94	Hou	L	7	15
12/24/95	Buf	W	28	17
11/23/97	Ten	W	21	14
01/08/00**	Ten	W	22	16
09/03/00	Buf	L	13	16
12/14/03	Ten	W	28	26
12/24/06	Buf	W	30	29

*AFC Divisional Playoff

**AFC Wild Card Game

Series Lead: Titans lead series 25-16 (including 1-2 in playoffs)

Total Points: Titans 882, Bills 807

Longest Winning Streak by Titans: 10 (1967-78)

Longest Losing Streak by Titans: 3 (last 1993-94)

Titans vs. Bills at LP Field: 2-0 (1-0 playoffs)

Titans vs. Bills at Ralph Wilson Stadium: 4-7 (0-2 playoffs)

TITANS-BILLS BY THE NUMBERS

2008 REGULAR SEASON STATISTICS

OFFENSE	Tenn.	Buff.	NFL/Avg
GAMES (Won-Lost)	13-3	7-9	---
FIRST DOWNS	268	287	294.8
Rushing	108	107	101.6
Passing	143	167	172.9
Penalty	17	13	20.3
YDS GAINED (tot)	5018	4882	5235.8
Avg per Game	313.6	305.1	327.2
RUSHING (net)	2199	1842	1855.3
Avg per Game	137.4	115.1	116.0
Rushes	508	439	441.2
Yards per Rush	4.3	4.2	4.2
PASSING (net)	2819	3040	3380.5
Avg per Game	176.2	190.0	211.3
Passes Att.	453	479	516.4
Completed	265	309	315.0
Pct Completed	58.5	64.5	61.0
Yards Gained	2902	3302	3586.4
Sacked	12	38	32.4
Yards Lost	83	262	205.9
Had intercepted	9	15	14.5
Yards Opp Ret	88	169	233.9
Opp TDs on Int	0	1	1.6
PUNTS	87	58	72.1
Avg Yards	42.8	44.1	43.7
PUNT RETURNS	34	30	34.1
Avg Return	9.7	15.5	9.3
Returned for TD	0	1	0.5
KICKOFF RETURNS	52	75	66.1
Avg Return	25.4	24.2	22.8
Returned for TD	0	1	0.4
PENALTIES	108	71	89.6
Yards Penalized	855	538	712.4
FUMBLES BY	18	33	22.3
Fumbles Lost	8	15	10.3
Opp Fumbles	28	21	22.3
Opp Fum Lost	11	12	10.3
POSS. TIME (avg)	29:09	30:04	30:00
TOUCHDOWNS	41	35	38.9
Rushing	24	16	14.9
Passing	13	14	20.2
Returns	4	5	3.9
EXTRA-PT KICKS	40/40	34/34	99%
2-PT CONVERSIONS	1/1	1/1	41%
FIELD GOALS/FGA	29/33	30/38	26/31
POINTS SCORED	375	336	352.5
DEFENSE	Tenn.	Buff.	NFL/Avg
POINTS ALLOWED	234	342	352.5
OPP FIRST DOWNS	276	293	294.8
Rushing	81	113	101.6
Passing	166	167	172.9
Penalty	29	13	20.3
OPP YARDS GAINED	4698	5217	5235.8
Avg per Game	293.6	326.1	327.2
OPP RUSHING(net)	1502	1946	1855.3
Avg per Game	93.9	121.6	116.0
Rushes	403	455	441.2
Yards per Rush	3.7	4.3	4.2
OPP PASSING(net)	3196	3271	3380.5
Avg per Game	199.8	204.4	211.3
Passes Att.	575	492	516.4
Completed	342	301	315.0
Pct Completed	59.5	61.2	61.0
Sacked	44	24	32.4
Yards Lost	262	170	205.9
INTERCEPTED BY	20	10	14.5
Yards Returned	351	217	233.9
Returned for TD	3	3	1.6
OPP PUNT RETURNS	32	18	34.1
Avg return	9.1	10.4	9.3
OPP KICKOFF RET	61	63	66.1
Avg return	25.0	19.8	22.8
OPP TOUCHDOWNS	25	34	38.9
Rushing	12	18	14.9
Passing	12	14	20.2
Returns	1	2	3.9

2009 SCHEDULES & RESULTS



PRESEASON

Date	Opponent	Res	Score
08/09	Buffalo (HOF)		
08/15	Tampa Bay		
08/21	at Dallas		
08/29	at Cleveland		
09/03	Green Bay		

PRESEASON

Date	Opponent	Res	Score
08/09	Tennessee (HOF)		
08/15	Chicago		
08/22	at Green Bay		
08/29	at Pittsburgh		
09/03	Detroit		

REGULAR SEASON

Date	Opponent	Res	Score
09/10	at Pittsburgh		
09/20	Houston		
09/27	at N.Y. Jets		
10/04	at Jacksonville		
10/11	Indianapolis		
10/18	at New England		
11/01	Jacksonville		
11/08	at San Francisco		
11/15	Buffalo		
11/23	at Houston		
11/29	Arizona		
12/06	at Indianapolis		
12/13	St. Louis		
12/20	Miami		
12/25	San Diego		
01/03	at Seattle		

REGULAR SEASON

Date	Opponent	Res	Score
09/14	at New England		
09/20	Tampa Bay		
09/27	New Orleans		
10/04	at Miami		
10/11	Cleveland		
10/18	at N.Y. Jets		
10/25	at Carolina		
11/01	Houston		
11/15	at Tennessee		
11/22	at Jacksonville		
11/29	Miami		
12/03	N.Y. Jets (Toronto)		
12/13	at Kansas City		
12/20	New England		
12/27	at Atlanta		
01/03	Indianapolis		

2008 REGULAR SEASON INDIVIDUAL LEADERS

PASSING	Att	Cmp	Yds	Pct	Y/Att	TD	Int	Lg	Sack	Lost	Rtg	
Titans	K. Collins	415	242	2,676	58.3	6.4	12	7	56t	8/	60	80.2
Bills	T. Edwards	374	245	2,699	65.5	7.2	11	10	65	23/	143	85.4

RUSHING	No.	Yds	Avg	Long	TD	
Titans	C. Johnson	251	1,228	4.9	66t	9
Bills	M. Lynch	250	1,036	4.1	50	8

RECEIVING	No.	Yds	Avg	Long	TD	
Titans	B. Scaife	58	561	9.7	44	2
Bills	L. Evans	63	1,017	16.1	87t	3

INTERCEPTIONS	No.	Yds	Avg	Long	TD	
Titans	M. Griffin	7	172	24.6	83t	1
Bills	T. McGee	3	36	12.0	36	0

PUNTING	No	Yds	Avg	Net	TB	In	Lg	B	
Titans	C. Hentrich	87	3,725	42.8	36.5	13	27	75	0
Bills	B. Moorman	58	2,557	44.1	39.1	5	23	63	0

PUNT RETURNS	No.	FC	Yds	Avg	Lg	TD	
Titans	C. Carr	32	20	323	10.1	44	0
Bills	R. Parrish	21	10	322	15.3	63t	1

KICKOFF RETURNS	No.	Yds	Avg	Lg	TD	
Titans	C. Carr	35	984	28.1	52	0
Bills	L. McKelvin	52	1,468	28.2	98t	1

SCORING/KICKERS	PAT	FG	Pts	
Titans	R. Bironas	40/40	29/33	127
Bills	R. Lindell	34/34	30/38	124

SACKS	Tot	
Titans	A. Haynesworth	8.5
Bills	K. Mitchell, R. Denney	4.0

TACKLES	Tot	Solo	Asst	
Titans	K. Bulluck	120	83	37
Bills	P. Posluszny	129	90	39

WHERE THEY RANKED IN 2008

2008 OFFENSIVE STATISTICS AND RANKING

	TITANS		BILLS	
	STAT	RANK	STAT	RANK
Yards / Game	313.6	21	305.1	25
Yards / Play	5.2	20	5.1	21
Rushing Yards / Game	137.4	7	115.1	14
Rushing Yards / Play	4.3	11	4.2	16
Passing Yards / Game	176.2	27	190.0	22
Passing Yards / Play	6.2	22	6.4	20
Interception Rate	1.99%	3	3.13%	23
Sacks / Pass Attempt	2.65%	4	7.93%	24
First Downs / Game	16.8	25	17.9	21t
Punt Return Avg.	9.7	14	15.5	1
Kickoff Return Avg	25.4	1	24.2	7
Field Goals Made	87.88%	11t	78.95%	28
3rd Down Pct	36.11%	24	39.90%	17
4th Down Pct	45.45%	20t	43.75%	25
Red Zone Pct	62.22%	3	48.08%	23
Goal to Go%	82.61%	3	60.00%	28
Avg Time of Possession	29:09	22	30:04	17
Points / Game	23.4	14t	21.0	23

2008 DEFENSIVE STATISTICS AND RANKING

	TITANS		BILLS	
	STAT	RANK	STAT	RANK
Yards / Game	293.6	7	326.1	14
Yards / Play	4.6	4	5.4	18
Rushing Yards / Game	93.9	6	121.6	22
Rushing Yards / Play	3.7	6	4.3	21
Passing Yards / Game	199.8	9	204.4	13
Passing Yards / Play	5.6	4	6.7	20
Interception Rate	3.48%	7	2.03%	27
Sacks / Pass Attempt	7.65%	6	4.88%	26
First Downs / Game	17.3	9t	18.3	12t
Punt Return Avg.	9.1	13	10.4	23
Kickoff Return Avg	25.0	29	19.8	2
3rd Down Pct	34.96%	6	36.14%	9
4th Down Pct	44.44%	9	50.00%	15t
Red Zone Pct	46.51%	7	41.82%	4
Goal to Go%	65.22%	9	66.67%	11t
Points / Game	14.6	2	21.4	14
Point Differential / Game	8.8	1t	-0.4	20
Yard Differential / Game	20.0	15	-20.9	24

TITANS-BILLS CONNECTIONS

- Bills head coach **Dick Jauron** coached the defensive backs for the Green Bay Packers while Titans defensive coordinator **Chuck Cecil** played safety for the Packers from 1988-92.
- Titans linebacker **Josh Stamer** played five seasons with the Bills before joining the Titans. Stamer played in a total of 70 games for the Bills and finished in Buffalo's top three in special teams tackles in three of his five seasons there.
- Titans linebacker **Keith Bulluck** started three seasons at Syracuse University and recorded 375 career tackles (seventh-most in school history), six sacks, three interceptions, three forced fumbles and six fumble recoveries during his career as an Orangeman. As a senior in 1999, he was named first-team All-Big East and received the Bill Horr Award as Syracuse's most valuable player.
- Titans rookie guard **Ryan Durand** also attended Syracuse, where he was a four-time All-Academic selection, played in 42 career games and was tabbed a second-team All-Big East selection as a senior.
- Bills linebacker **Marcus Buggs** is from Madison, Tenn. He attended Goodpasture Christian School in Nashville prior to a college career at Vanderbilt.
- Bills safety **Bryan Scott** spent time with the Titans during the 2007 off-season and preseason.
- Bills defensive backs coach **George Catavolos** was an assistant at Middle Tennessee State in 1969 and coached the secondary at the University of Tennessee from 1982-83.
- Bills tight ends coach **Charlie Coiner** coached the linebackers at the University of Tennessee-Chattanooga in 1998.
- Receivers coach **Fred Graves** was the wide receivers coach for the Lions in 2005 and worked with current Bills coaches **Sean Kugler** (OL), **George Catavolos** (defensive backs) and **Dick Jauron** (Head Coach).
- **Graves** held his first NFL coaching job with the Bills as a receivers coach from 2001-03.
- Bills defensive coordinator **Perry Fewell** coached special teams at Vanderbilt from 1995-97.
- Titans assistant head coach and linebackers coach **Dave McGinnis** was the head coach of the Arizona Cardinals when Bills wide receivers coach **Tyke Tolbert** was the wide receivers coach for the Cardinals in 2003.
- Titans center **Kevin Mawae** played at Louisiana State University with Bills wide receivers coach **Tyke Tolbert** (1989-90).
- Tolbert also was receivers coach for the Arizona Cardinals while Titans DE **Kyle Vanden Bosch** was a player there.

- Bills wide receiver **Terrell Owens** attended the University of Tennessee-Chattanooga and concluded his career there with 144 catches for 2,320 yards and 19 touchdowns. As a senior in 1995, he earned first-team All-Southern Conference honors. Owens also played three years on the school's basketball team, making five starts for a team that qualified for the NCAA Tournament in 1995.



Terrell Owens

- Titans QB **Vince Young**, RB **LenDale White**, S **Michael Griffin**, DT **LaJuan Ramsey**, Bills DB **Cary Harris** and T **Jonathan Scott** played in the 2006 Rose Bowl (Texas vs. Southern California).
- Titans S **Chris Hope** and Bills S **Ko Simpson** both attended Rock Hill High School in Rock Hill, S.C.
- Titans assistant special teams coach **Marty Galbraith** coached the offensive line for the Kansas City Chiefs in 1985 while Bills assistant head coach/special projects **Chuck Lester** was a scout for the Chiefs.
- Bills wide receivers coach **Tyke Tolbert** coached the tight ends at Auburn in 1998 while Titans kicker **Rob Bironas** kicked for the Tigers.
- Titans LB **Gerald McRath** and Bills TE **Shawn Nelson** are rookies from Southern Mississippi.
- Notable college teammates: Titans DT **Jovan Haye** with Bills LB **Marcus Buggs** at Vanderbilt ... Titans WR **Lavelle Hawkins** and Bills RB **Marshawn Lynch** at California ... Titans RB **LenDale White** and DT **LaJuan Ramsey** with Bills DB **Cary Harris** at Southern California ...Titans DE **Kyle Vanden Bosch** with Bills DE **Chris Kelsay** at Nebraska ...Titans LB **Stephen Tulloch** and G/C **Leroy Harris** with Bills DT **John McCargo** LB **Pat Thomas** at N.C. State ...Titans C/G **Doug Datish** with Bills S **Donte Whitner** and CB **Ashton Youboty** Ohio State.

TITANS INDIVIDUAL CAREER STATS VS. THE BILLS: OFFENSE

QUARTERBACKS

Kerry Collins

Date	Opp	Res	Att	Cmp	Pct	Yds	Yd/A	TD	Int	Lg	Sk	Lst	Rate
09/10/1995*	@Buf	L	2	0	0.0	0	0.00	0	0	-	0	0	39.6
12/27/1998	Buf	L	12	3	25.0	23	1.92	0	1	12	2	12	4.9
12/12/1999	@Buf	W	44	23	52.3	240	5.45	1	1	27	0	0	66.5
11/30/2003	Buf	L	35	17	48.6	233	6.66	1	0	77t	6	35	79.8
10/23/2005	Buf	W	27	19	70.4	261	9.67	1	0	38	2	7	113.3
Totals	5/4	2-3	120	62	51.7	757	6.31	3	2	77t	10	54	72.8

Patrick Ramsey

Date	Opp	Res	Att	Cmp	Pct	Yds	Yd/A	TD	Int	Lg	Sk	Lst	Rate
10/19/2003	@Buf	L	25	8	32.0	112	4.48	1	0	47	1	0	60.8
Totals	1/1	0-1	25	8	32.0	112	4.48	1	0	47	1	0	60.8

Vince Young

Date	Opp	Res	Att	Cmp	Pct	Yds	Yd/A	TD	Int	Lg	Sk	Lst	Rate
12/24/2006	@Buf	W	20	13	65.0	183	9.15	2	0	32	1	2	127.7
Totals	1/1	1-0	20	13	65.0	183	9.15	2	0	32	1	2	127.7

RUNNING BACKS/FULLBACKS

Ahmard Hall (FB)

Date	Opp	Res	Att	Yds	Avg	Lg	TD	No	Yds	Avg	Lg	TD
12/24/2006	@Buf	W	0	0	-	-	0	2	28	14	16	0
Totals	1/1	1-0	0	0	-	-	0	2	28	14	16	0

Chris Johnson

Date	Opp	Res	Att	Yds	Avg	Lg	TD	No	Yds	Avg	Lg	TD
None												
Totals	0/0	0-0	0	0	-	-	0	0	0	-	-	0

LenDale White

Date	Opp	Res	Att	Yds	Avg	Lg	TD	No	Yds	Avg	Lg	TD
12/24/2006*	@Buf	W	6	16	2.7	5	0	3	17	5.7	13	0
Totals	1/0	1-0	6	16	2.7	5	0	3	17	5.7	13	0

WIDE RECEIVERS

Justin Gage

Date	Opp	Res	No	Yds	Avg	Lg	TD
10/08/2006*	Buf	W	2	17	8.5	13	0
Totals	1/0	1-0	2	17	8.5	13	0

Nate Washington

Date	Opp	Res	No	Yds	Avg	Lg	TD
09/16/2007*	Buf	W	3	60	20	30	0
Totals	1/0	1-0	3	60	20	30	0

TIGHT ENDS

Alge Crumpler

Date	Opp	Res	No	Yds	Avg	Lg	TD
12/23/2001	Buf	W	2	54	27	49t	1
09/25/2005	@Buf	W	3	35	11.7	21	0
Totals	2/2	2-0	5	89	17.8	49t	1

Bo Scaife

Date	Opp	Res	No	Yds	Avg	Lg	TD
None							
Totals	0/0	0-0	0	0	-	-	0

Craig Stevens

Date	Opp	Res	No	Yds	Avg	Lg	TD
None							
Totals	0/0	0-0	0	0	-	-	0

TITANS INDIVIDUAL CAREER STATS VS. THE BILLS: SPECIALISTS

KICKERS

Rob Bironas

Date	Opp	Res	FGM	FGA	Pct	XPM	XPA	1-19	20-29	30-39	40-49	50+	Lg	KO	TB
12/24/06	@Buf	W	3	3	100.0	3	3	0-0	1-1	1-1	1-1	0-0	42	7	0
Totals	1/0	1-0	3	3	100.0	3	3	0-0	1-1	1-1	1-1	0-0	42	7	0

PUNTERS

Craig Hentrich

Date	Opp	Res	Num	Yds	Avg	TB	In20	NetAvg
11/20/1994	@Buf	L	5	214	42.8	2	1	33.2
12/20/1997	Buf	W	6	276	46.0	1	4	36.5
01/08/2000#	Buf	W	7	287	41.0	0	4	39.6

TITANS INDIVIDUAL CAREER STATS VS. THE BILLS: SPECIALISTS

Hentrich (Continued)

09/03/2000	@Buf	L	9	346	38.4	0	2	37.3
12/14/2003	Buf	W	6	249	41.5	1	2	29.8
12/24/06	@Buf	W	4	118	29.5	0	0	29.5
Totals	6/0	4-2	37	1490	40.3	4	13	35.0

RETURNERS

Mark Jones

Date	Opp	Res	PR	FC	Yds	Avg	Lg	ID	KR	Yds	Avg	Lg	ID
09/18/2005	Buf	W	3	1	50	16.7	22	0	3	49	16.3	21	0
Totals	1/0	1-0	3	1	50	16.7	22	0	3	49	16.3	21	0

Chris Davis

Date	Opp	Res	PR	FC	Yds	Avg	Lg	ID	KR	Yds	Avg	Lg	ID
None													
Totals	0/0	0-0	0	0	0	-	-	0	0	0	-	-	0

TITANS INDIVIDUAL CAREER STATS VS. THE BILLS: DEFENSE

Dave Ball (DE)

Date	Opp	Res	Tackles	Sk	Int	FF	FR
01/01/2006*	Buf	W	1	0.0	0	0	0
09/24/2006*	@Buf	W	1	0.0	0	0	0
12/10/2006*	Buf	L	0	0.0	0	0	0
Totals	3/0	2-1	2	0.0	0	0	0

Tony Brown (DT)

Date	Opp	Res	Tackles	Sk	Int	FF	FR
12/26/2004*	Buf	L	1	0.0	0	0	0
12/24/2006*	@Buf	W	1	0.0	0	0	0
Totals	2/0	1-1	2	0.0	0	0	0

Keith Bulluck (LB)

Date	Opp	Res	Tackles	Sk	Int	FF	FR
09/03/00*	@Buf	L	3	0.0	0	0	0
12/14/03	Buf	W	10	1.0	0	1	1
12/24/06	@Buf	W	9	0.0	0	0	0
Totals	3/2	2-1	22	1.0	0	1	1

DeMarcus Faggins (CB)

Date	Opp	Res	Tackles	Sk	Int	FF	FR
10/13/2002*	Buf	L	0	0.0	0	0	0
11/16/2003*	@Buf	W	0	0.0	0	0	0
09/11/2005*	@Buf	L	0	0.0	0	0	0
11/19/2006	Buf	L	4	1.0	0	0	0
Totals	4/1	1-3	4	1.0	0	0	0

Cortland Finnegan (CB)

Date	Opp	Res	Tackles	Sk	Int	FF	FR
12/24/06*	@Buf	W	7	0.0	0	0	0
Totals	1/0	1-0	7	0.0	0	0	0

Jacob Ford (DE)

Date	Opp	Res	Tackles	Sk	Int	FF	FR
None							
Totals	0/0	0-0	0	0.0	0	0	0

Vincent Fuller (DB)

Date	Opp	Res	Tackles	Sk	Int	FF	FR
12/24/06*	@Buf	W	0	0.0	0	0	0
Totals	1/0	1-0	0	0.0	0	0	0

Michael Griffin (S)

Date	Opp	Res	Tackles	Sk	Int	FF	FR
None							
Totals	0/0	0-0	0	0.0	0	0	0

Nick Harper

Date	Opp	Res	Tackles	Sk	Int	FF	FR
09/23/2001*	Buf	W	0	0.0	0	0	0
11/04/2001*	@Buf	W	0	0.0	0	0	0
11/23/2003	@Buf	W	9	0.0	0	0	0
11/12/2006	Buf	W	5	0.0	0	0	0
Totals	4/2	4-0	14	0.0	0	0	0

Jovan Haye (DT)

Date	Opp	Res	Tackles	Sk	Int	FF	FR
None							
Totals	0/0	0-0	0	0.0	0	0	0

William Hayes (DE)

Date	Opp	Res	Tackles	Sk	Int	FF	FR
None							
Totals	0/0	0-0	0	0.0	0	0	0

Chris Hope (S)

Date	Opp	Res	Tackles	Sk	Int	FF	FR
01/02/2005	@Buf	W	2	0.0	0	0	0
12/24/2006	@Buf	W	5	0.0	1	0	0
Totals	2/2	2-0	7	0.0	1	0	0

Jason Jones (DT)

Date	Opp	Res	Tackles	Sk	Int	FF	FR
None							
Totals	0/0	0-0	0	0.0	0	0	0

Jevon Kearse (DE)

Date	Opp	Res	Tackles	Sk	Int	FF	FR
01/08/2000#	Buf	W	4	2.0	0	2	0
09/03/2000	@Buf	L	14	0.5	0	0	0
12/14/2003	Buf	W	7	0.0	0	0	0
12/30/2007*	Buf	W	0	0.0	0	0	0
Totals	4/3	3-1	25	2.5	0	2	0

David Thornton (LB)

Date	Opp	Res	Tackles	Sk	Int	FF	FR
11/23/2003	@Buf	W	10	0.0	1	0	0
12/24/2006	@Buf	W	6	0.0	0	0	0
Totals	2/2	2-0	16	0.0	1	0	0

Stephen Tulloch

Date	Opp	Res	Tackles	Sk	Int	FF	FR
12/24/06*	@Buf	W	0	0.0	0	0	0
Totals	1/0	1-0	0	0.0	0	0	0

Kyle Vanden Bosch

Date	Opp	Res	Tackles	Sk	Int	FF	FR
10/31/2004*	@Buf	L	0	0.0	0	0	0
12/24/2006	@Buf	W	8	0.0	0	0	0
Totals	2/1	1-1	8	0.0	0	0	0

Kevin Vickerson (DT)

Date	Opp	Res	Tackles	Sk	Int	FF	FR
None							
Totals	0/0	0-0	0	0.0	0	0	0

* Played but did not start

Playoff Game

CAMP & PRESEASON CALENDAR

July 30-31	Rookies and veterans report to training camp at Baptist Sports Park
July 31	First practice 3:30 p.m.
Aug. 3	50th anniversary of Bud Adams' announcement that the Houston Oilers would enter the American Football League (Aug. 3, 1959)
Aug. 9	First preseason game vs. Buffalo in Canton, Ohio (Hall of Fame Game)
Aug. 15	Second preseason game/first at home vs. Tampa Bay at LP Field
Aug. 21	Third preseason game at Dallas
Aug. 26	Final day of training camp
Aug. 29	Fourth preseason game at Cleveland
Sept. 1	Roster cutdown to 75 players
Sept. 3	Fifth preseason game vs. Green Bay
Sept. 5	Roster cutdown to 53 players
Sept. 10	Thursday night regular season opener at Pittsburgh

CAMP AUTOGRAPH SCHEDULE

The following training camp autograph schedule is subject to change without notice:

Monday, Aug. 3 - 3:30 PM Practice

Alge Crumpler, Jacob Ford, Cary Williams
Jason Murphy, A.J. Trapasso

Tuesday, Aug. 4 - 8:30 AM Practice

Michael Roos, Ryan Fowler, Kevin Vickerson
Matthew Mulligan, Phillip Morris

Tuesday, Aug. 4 - 7:30 PM Practice

TBA

Thursday, Aug. 6 - 3:30 PM Practice

Nick Harper, David Stewart, Rafael Little
Cory Lekkerkerker, Jeremy Haynes

Friday, Aug. 7 - 3:30 PM Practice

Chris Hope, Lavelle Hawkins, Jovan Haye
Doug Datish, Dudley Guice

Tuesday, Aug. 11 - 3:30 PM Practice

Rob Bironas, Bo Scaife, Donnie Nickey
Mark Jones, Alex Mortensen

Wednesday, Aug. 12 - 3:30 PM Practice

Ahmard Hall, Vincent Fuller, William Hayes
Fernando Velasco, Nick Schommer

Thursday, Aug. 13 - 3:30 PM Practice

Nate Washington, Dave Ball, Casey Cramer
Larry Birdine, Dominique Edison

Players scheduled to sign autographs after Aug. 13 will be announced at a later date.

TRAINING CAMP ESSENTIAL FAN INFORMATION

Training camp is the best time for fans to get an up-close look at the current Tennessee Titans. It is the only time of the year when practice is open to the public. A total of 19 practices are scheduled for fans to watch from July 31 through Aug. 26. For more information on Titans training camp, fans can call the team's training camp hotline at (615) 565-4190 or log on to the team's official website, TitansOnline.com.



FAN ADMISSION AND PARKING: Admission to practice and parking for fans is free at Baptist Sports Park.

For the first time, fans attending training camp can park directly across the street from Baptist Sports Park in the CVS/Caremark corporate offices at 445 Great Circle Road.

Directions to training camp parking:

From Interstate 65 in downtown Nashville, take Exit 85 (Rosa Parks Boulevard) North. Proceed on Rosa Parks Boulevard and turn right on Athens Way.

Turn left on Great Circle Road.

Security officials will direct fans to the parking lot on the right and assist crossing the street into Baptist Sports Park.

At the practice facility, fans are permitted to walk along and watch from the outside perimeter of the three outdoor practice fields. Gates to the practice field generally open 15 minutes prior to the scheduled practice. Workouts inside the practice "bubble" are closed to the public.

PRACTICE TIMES: The majority of training camp practices begin at 3:30 p.m. Additionally, some practices are scheduled for 8:30 a.m., 7 p.m. and noon. A complete schedule with exact dates and times appears on the following page.

AUTOGRAPHS: Every player on the Titans roster will take part in a free autograph session after practice at least once during training camp. Generally, three to five players are assigned to the autograph schedule each day, and usually the players sign autographs along the sideline of the field nearest to the fan entrance. Additional players may choose to sign autographs at their discretion. The players' time is limited, however, and fans are not guaranteed to receive autographs.

A tentative autograph schedule is released approximately one week in advance at TitansOnline.com and through various media outlets. The first week's schedule appears on the left of this page.

THE AUTOGRAPH SCHEDULE IS SUBJECT TO CHANGE WITHOUT NOTICE.

DRESS APPROPRIATELY: Fans should dress appropriately for the heat of Middle Tennessee. Training camp practices often take place during the hottest portions of the day, and there are very few shaded areas overlooking the practice fields at Baptist Sports Park.

ACCESS TO PRACTICE IS ON A FIRST-COME, FIRST-SERVED BASIS: Although overcrowding is rare at training camp practices, there is a limit to the number of fans who can safely attend practices. Fans arriving first will be given first priority.

MERCHANDISE AND CONCESSIONS: A merchandise tent will be open during all practices, selling a variety of Titans goods and apparel. The merchandise tent will be located at the entrance to the practice field. Additionally, a concession stand selling ice cold Coca-Cola products will be open during all practices. Fans are permitted to bring their own refreshments. However, tobacco products and alcoholic beverages are strictly prohibited.

VIDEO CAMERAS PROHIBITED: Fans are not permitted to use video cameras during training camp practices and are asked to not bring them onto the premises. Video features on cellular devices are also prohibited from being used. However, "still" photography cameras are permitted.

WEATHER CONDITIONS: The safety of fans and players is the organization's top priority during training camp practices. If inclement weather, particularly lightening, is moving into the area, practice may be moved to the team's indoor practice "bubble," where fans are not permitted due to space restrictions. Practice also is subject to be moved indoors due to extreme heat conditions. Upon inclement weather, fans may be asked to depart the practice facility.

DAILY TRAINING CAMP SCHEDULE (SUBJECT TO CHANGE)

The Titans are scheduled to conduct 19 practices at Baptist Sports Park that are free and open to the public from Friday, July 31 through Wednesday, Aug. 26.

The schedule is subject to change. Fans should check TitansOnline.com or call the team's training camp hotline at (615) 565-4190 for the latest updates. If there is inclement weather in the area or extreme heat conditions, practice may be moved to the indoor practice bubble, which will be closed to the public due to space concerns.



TITANS TRAINING CAMP SCHEDULE
PLEASE NOTE: SCHEDULE SUBJECT TO CHANGE

Monday, Aug. 3

8:15 a.m. special teamsClosed to public; open to media
 3:30 p.m. team practiceOpen to public

Tuesday, Aug. 4

8:30 a.m. team practiceOpen to public
 7:30 p.m. team practiceOpen to public

Wednesday, Aug. 5

No practices scheduled

Thursday, Aug. 6

8:15 a.m. special teamsClosed to public; open to media
 3:30 p.m. team practiceOpen to public

Friday, Aug. 7

4 p.m. team practiceOpen to public

Saturday, Aug. 8

Travel day; no access

Sunday, Aug. 9

7 p.m. preseason game vs. Buffalo Bills (Canton, Ohio)

Monday, Aug. 10

Jeff Fisher press conference at Baptist Sports Park (time TBA)

Tuesday, Aug. 11

3:30 p.m. team practiceOpen to public

Wednesday, Aug. 12

8:15 a.m. special teamsClosed to public; open to media
 3:30 p.m. team practiceOpen to public

Thursday, Aug. 13

3:30 p.m. team practiceOpen to public

Friday, Aug. 14

8:30 a.m. team practiceClosed to public; open to media

Saturday, Aug. 15

7 p.m. preseason game vs. Tampa Bay Buccaneers at LP Field

Sunday, Aug. 16

Jeff Fisher press conference at Baptist Sports Park (time TBA)

Monday, Aug. 17

3:30 p.m. team practiceOpen to public

Tuesday, Aug. 18

8:30 a.m. team practiceOpen to public
 7 p.m. team practiceOpen to public

Wednesday, Aug. 19

3:30 p.m. team practiceOpen to public

Thursday, Aug. 20

Travel day; no access

Friday, Aug. 21

7 p.m. preseason game at Dallas Cowboys

Saturday, Aug. 22

Jeff Fisher press conference at Baptist Sports Park (time TBA)

Sunday, Aug. 23

3:30 p.m. team practiceOpen to public

Monday, Aug. 24

3:30 p.m. team practiceOpen to public

Tuesday, Aug. 25

Noon team practiceOpen to public

Wednesday, Aug. 26

8:15 a.m. special teamsClosed to public; open to media
 3:30 p.m. team practiceOpen to public

*** **BREAK CAMP** ***

Thursday, Aug. 27

1 p.m. team practiceClosed to public; open to media

Friday, Aug. 28

Travel day; no access

Saturday, Aug. 29

6:30 p.m. preseason game at Cleveland Browns

Sunday, Aug. 30

Jeff Fisher press conference at Baptist Sports Park (time TBA)

NEXT WEEK VS. TAMPA BAY

After playing the Bills in the Hall of Fame Game, the Titans return to Nashville, where after the second week of training camp practices they will welcome the Tampa Bay Buccaneers to LP Field. Kickoff is scheduled for 7 p.m. CDT on Saturday, Aug. 15.

Because it will be the Buccaneers' first preseason contest, the game holds significant intrigue for their fans. It will be the first outing for new head coach **Raheem Morris**, the team's former defensive backs coach who was named to his current post in January. Also potentially making his Buccaneers debut will be former Kansas State quarterback **Josh Freeman**, the 17th overall selection in the 2009 NFL Draft.

For the Titans, the game marks the 11th preseason opener at LP Field, which opened in 1999. The Titans are 13-7 all-time in the preseason at LP Field, including a 7-3 mark in home preseason openers.

The Buccaneers have taken considerable control of the preseason series, winning six of the seven all-time matchups, including most recently a 20-17 overtime win at LP Field to open the 2005 preseason (8/12).

In the regular season, the Titans have fared significantly better, holding a 7-2 series record against the Bucs. However, in the last meeting in Tampa Bay in 2007, the Buccaneers wrestled away a 13-10 victory over the Titans.

The game will be broadcast locally on WKRN News 2 and regionally on the Titans Preseason Television Network.

ALL-TIME TRAINING CAMP LOCATIONS

All-time Houston Oilers/Tennessee Titans training camp locations:

1960:	University of Houston - Houston, Texas
1961-62:	Ellington Air Force Base - Webster, Texas
1963:	U.S. Air Force Acad. - Colo. Springs, Colo.
1964-66:	Oilers Training Facility - Houston, Texas
1967-73:	Schreiner Institute - Kerrville, Texas
1974-76:	Sam Houston St. Univ. - Huntsville, Texas
1977:	Stephen F. Austin St. Univ. - Nacogdoches, Texas
1978-87:	San Angelo St. Univ. - San Angelo, Texas
1988-90:	SW Texas St. Univ. - San Marcos, Texas
1991-96:	Trinity University - San Antonio, Texas
1997-98:	Tennessee St. Univ. - Nashville, Tenn.
1999:	Baptist Sports Park - Nashville, Tenn. (Bellevue)
2000-05:	Baptist Sports Park - Nashville, Tenn. (MetroCenter)
2006:	Austin Peay St. Univ. - Clarksville, Tenn.;
	Baptist Sports Park - Nashville, Tenn. (MetroCenter)
2007-09:	Baptist Sports Park - Nashville, Tenn. (MetroCenter)

ROSTER REDUCTIONS/PRACTICE SQUADS

The Titans may carry 80 players on their roster at the start of training camp. NFL rules limit teams to 80 total players on active and reserve lists.

Clubs must trim their active rosters twice prior to the start of the regular season. On Sept. 1, three days after the Titans' third preseason game, the roster can have a maximum of 75 active players. On Sept. 5, two days after the fifth and final preseason game, the NFL will mandate active rosters reach their regular-season limit of 53 players.

Players placed on reserve lists such as Injured Reserve do not count towards the 53-man active roster limit.

After the final cutdown, an eight-player practice squad may be established as early as Sept. 6.

FOLLOW CAMP ONLINE

Fans can get an insider's look at training camp every day at the team's official website -- **TitansOnline.com**. TitansOnline.com will be on location at Baptist Sports Park, posting the latest news and video every day during camp. Re-launched in 2009, the website contains several new and improved features, including:

- Updated and easy-to-navigate roster, depth chart, statistics and schedule links
- New media center featuring the latest video, audio and slideshows from the Titans practice field and locker room
- Useful resources for LP Field, ticket and community relations information
- A new Titans Cheerleaders page with photos and video of the squad
- A "Fan Zone" that features free downloads, information for kids, T-Rac features and the Titans "Fan of the Week" promotion

Also, fans can get connected to the Titans through Facebook and Twitter. Follow the team at twitter.com/tennesseetitans and facebook.com/titans.

THE SEASON AHEAD

If the Titans are going to make a third consecutive playoff appearance following the 2009 season, they will have to navigate a challenging schedule that includes several games against playoff teams, match-ups with each of the Super Bowl XLIII participants and lengthy travel.

Beginning with a Thursday night opener (Sept. 10) to kick off the NFL regular season at Heinz Field, home of the Super Bowl Champion Pittsburgh Steelers, the Titans will play four of their first six games on the road before taking their bye the weekend of Oct. 25.

However, early-season road travels give way to a friendlier home schedule at the close of the season. The Titans play four of their last six games at LP Field, including a string of three consecutive home games in December against the St. Louis Rams (Dec. 13), Miami Dolphins (Dec. 20) and San Diego Chargers (Dec. 25).

SIX GAMES AGAINST PLAYOFF TEAMS:

For the second consecutive season, the Titans will play a total of six games against opponents who earned playoff berths in the previous season. In 2009, they will face the division-winning Arizona Cardinals (Nov. 29), Dolphins and Chargers at LP Field and the Steelers on the road. The Cardinals and Steelers most recently represented their conferences in Super Bowl XLIII. Additionally, they will play two games against the Indianapolis Colts (Oct. 11 and Dec. 6), who earned a Wild Card berth in 2008.

Last year's combined record of Tennessee's 2009 opponents was 130-126, or a winning percentage of .508. That is the lowest previous season's winning percentage for Titans opponents since 2005, when they played teams that went a combined 126-130 (.492) in 2004.

A PAIR OF FIRSTS:

For the first time, the Cardinals will play a game in Tennessee. The two teams will meet for only the ninth time in the regular season and for the first time outside of Arizona since 1994, when the then-Houston Oilers hosted the game.

The Cardinals will become the last of the NFL's 32 current franchises to play a game at LP Field, which opened in 1999. The Titans have had success in playing teams making their initial appearance at LP Field, building a 23-7 record (.767) in those games. That includes most recently a 30-17 win in 2008 against the Minnesota Vikings.

The Titans also will make an initial appearance of their own inside an unfamiliar venue. In their first visit to Seattle (Jan. 3) since 1998, they will play for the first time at Qwest Field, which opened in 2002.

2009 TITANS SCHEDULE

PRESEASON

Date	Opponent	Time
Aug. 9	Buffalo	7:00 PM
Aug. 15	TAMPA BAY	7:00 PM
Aug. 21	at Dallas	7:00 PM
Aug. 29	at Cleveland	6:30 PM
Sept. 3	GREEN BAY	7:00 PM

REGULAR SEASON

Date	Opponent	Time
Sept. 10	at Pittsburgh	7:30 PM
Sept. 20	HOUSTON	Noon
Sept. 27	at N.Y. Jets	Noon
Oct. 4	at Jacksonville	Noon
Oct. 11	INDIANAPOLIS	7:20 PM
Oct. 18	at New England	3:15 PM
Oct. 25	BYE	
Nov. 1	JACKSONVILLE	3:05 PM
Nov. 8	at San Francisco	3:15 PM
Nov. 15	BUFFALO	Noon
Nov. 23	at Houston	7:30 PM
Nov. 29	ARIZONA	Noon*
Dec. 6	at Indianapolis	Noon*
Dec. 13	ST. LOUIS	Noon*
Dec. 20	MIAMI	Noon*
Dec. 25	SAN DIEGO	6:30 PM
Jan. 3	at Seattle	3:15 PM*

All times central

** Kickoff time subject to change*

TEAM CELEBRATES 50th SEASON

The Titans are celebrating the 50th season in team history in 2009, coinciding with the 50th anniversary of the formation of the American Football League.

In 1959, after failing to acquire NFL franchises through expansion or purchase, **Lamar Hunt** and **K.S. "Bud" Adams, Jr.** resolved to form a new, competing professional football league. Hunt and Adams recruited other owners, who like themselves were looking to enter the world of football ownership but had been rebuffed.

The eight original teams, whose owners would later be dubbed the "Foolish Club" for taking on the NFL, were: the Houston Oilers (later to be known as the Tennessee Titans), Dallas Texans (Kansas City Chiefs), Denver Broncos, New York Titans (New York Jets), Los Angeles Chargers (San Diego Chargers), Buffalo Bills, Boston Patriots (New England Patriots) and Oakland Raiders. Oakland received a franchise after Minnesota, initially in the AFL group, was awarded an NFL expansion team.

The AFL played its first games in 1960, and Adams' Oilers went on to win the first two AFL Championships. The Cincinnati Bengals and Miami Dolphins were added to the league later in the decade, and in 1970, the AFL and NFL were officially merged, becoming the American Football Conference and the National Football Conference.

The Titans will celebrate their 50th year in a number of avenues, including a special logo to commemorate the season. The logo will be used throughout the year and integrated into a number of platforms on and off the field. Additionally, the NFL has also scheduled "Legacy Games" in which the original AFL teams will play each other in special throwback uniforms. The Titans will play four Legacy Games: Aug. 9 vs. Buffalo (preseason Hall of Fame Game in Canton, Ohio), Sept. 27 at the New York Jets, Oct. 18 at New England and Nov. 15 vs. Buffalo.

Among many other elements of the celebration are heritage boards installed at LP Field which illustrate many of the Oiler marks and logos, including the original "Roughneck" from 1960. The heritage boards are located at the main entrances on the east and west sides of LP Field.

Historic dates in the founding of the Houston Oilers and formation of the American Football League:

- Aug. 3, 1959: K.S. "Bud" Adams, Jr. announces Houston's entry into the American Football League.
- Aug. 15, 1959: The AFL is formally organized with six cities: Los Angeles, New York, Denver, Dallas, Houston and Minneapolis-St Paul (Minneapolis-St. Paul later replaced by Oakland). Buffalo and Boston are added as the seventh and eighth teams later in 1959.
- Oct. 31, 1959: Adams names the team the "Oilers" for "sentimental and social reasons."
- Nov. 22, 1959: In the first AFL player draft, which lasts 33 rounds, the Oilers select Heisman Trophy winner Billy Cannon of LSU.
- Sept. 11, 1960: The Oilers defeat the Oakland Raiders 37-22 in their first regular season game.
- Jan. 1, 1961: The Oilers win the first AFL Championship by defeating the Los Angeles Chargers 24-16.

11 YEARS OF SELLOUTS

On July 18, the Titans made available approximately 3,000 tickets for each Titans home game that are not eligible for purchase on a season-ticket basis. All of the tickets were gone within three hours, extending the team's sellout streak to 114 games -- every pre-season, regular season and postseason game played at the 69,143-seat LP Field, including the future 2009 games.



In the regular season, the Titans are 52-28 (.650) at LP Field since the stadium opened in 1999. They are 2-2 (.667) in the postseason and 13-7 (.650) in the preseason.

The Titans at LP Field (1999-present):

Games	Total	Record	Pct.
Preseason	20	13-7	.650
Regular Season	80	52-28	.650
Postseason	4	2-2	.500

ADAMS' TEAM FIFTH IN PLAYOFF APPEARANCES

Entering his 50th year as Founder, Owner, Chairman of the Board, President and CEO of the Titans/Oilers franchise, **K.S. "Bud" Adams, Jr.** is an enduring figure in the NFL.



K.S. "Bud" Adams, Jr.

Since relocating the then-Houston Oilers to Nashville in 1997, the club has earned six playoff appearances, including an AFC Championship (1999), an AFC Central title (2000), two AFC South titles (2002 & 2008), an additional AFC Championship appearance (2002) and Wild Card teams in 2003 and 2007.

Adams is one of only four current NFL owners to reach the 350-win plateau, joining **Ralph Wilson** (Buffalo), **Dan Rooney** (Pittsburgh) and **Al Davis** (Oakland/Los Angeles).

Consistently fielding winning teams, the franchise has earned 21 playoff appearances in 49 previous seasons, a total that is tied for fifth place among NFL teams since 1960.

Most AFL/NFL playoff appearances since the Oilers' 1960 inaugural season:

Team	1960-2008 Appearances	Current Majority Owner
1. Dallas Cowboys	29	Jerry Jones
2. Pittsburgh Steelers	25	Dan Rooney
Minnesota Vikings	25	Zygi Wilf
4. Miami Dolphins	22	Stephen Ross
5. Tennessee Titans	21	K.S. "Bud" Adams, Jr.
San Francisco 49ers	21	Denise DeBartolo York/John York
St. Louis Rams	21	Dale "Chip" Rosenbloom
Oakland Raiders	21	Al Davis

All-time playoff appearances by the Oilers/Titans: 1960, 1961, 1962, 1967, 1969, 1978, 1979, 1980, 1987, 1988, 1989, 1990, 1991, 1992, 1993, 1999, 2000, 2002, 2003, 2007, 2008



This logo commemorates the 50th season of the Oilers/Titans

TOP WINNING PERCENTAGES SINCE 1999

In 160 regular season games from 1999 through 2008, the Titans won 96 times. Their .600 winning percentage in that period ranks fifth in the NFL behind the Indianapolis Colts (.713), New England Patriots (.688), Pittsburgh Steelers (.628) and Philadelphia Eagles (.609).

Top NFL regular season winning percentage from 1999 through 2008:

Team	Wins	Losses	Ties	Pct
1. Indianapolis Colts	114	46	0	.713
2. New England Patriots	110	50	0	.688
3. Pittsburgh Steelers	100	59	1	.628
4. Philadelphia Eagles	97	62	1	.609
5. Tennessee Titans	96	64	0	.600
6. Green Bay Packers	92	68	0	.575
7. Baltimore Ravens	91	69	0	.569
Denver Broncos	91	69	0	.569
9. New York Giants	87	73	0	.544
Tampa Bay Buccaneers	87	73	0	.544

GENERAL MANAGER MIKE REINFELDT

Mike Reinfeldt is entering his 30th season in the NFL, his third as executive vice president/general manager and 11th with the Oilers/Titans franchise. Reinfeldt's first tenure with the team was from 1976-83 as an All-Pro safety. He re-joined the franchise in 2007 after spending seven years with the Seattle Seahawks.

In his 17 years as an NFL executive with Tennessee, Seattle and Green Bay, including 2008, his teams have won a combined seven division titles, made 12 playoff appearances, four NFC Championship game appearances, three Super Bowl appearances, captured one world title (1996) and amassed 14 winning seasons.

Reinfeldt has presided over three offseasons in his current role, adding vital young contributors to the roster. The 28 players the Titans have drafted in his tenure include two first-round picks that were selected for the Pro Bowl in 2008: safety **Michael Griffin** and running back **Chris Johnson**. In 2009, Reinfeldt and the Titans selected Rutgers wide receiver **Kenny Britt** in the first round.

In Reinfeldt's first two years of free agency with the Titans (2007-08), key players added to the roster included cornerback **Nick Harper**, wide receiver **Justin Gage** and guard **Jake Scott**. In 2009, the Titans have added several new names -- wide receiver **Nate Washington**, defensive tackle **Jovan Haye**, returner/wide receiver **Mark Jones**, cornerback **DeMarcus Faggins** and quarterback **Patrick Ramsey**.

Reinfeldt also has worked to retain several key players through contract extensions. Since the start of the 2008 offseason, nine starters have signed new, multi-year deals: Gage, fullback **Ahmad Hall**, defensive tackle **Tony Brown**, guard **Eugene Amano**, cornerback **Cortland Finnegan**, bookend offensive tackles **Michael Roos** and **David Stewart**, quarterback **Kerry Collins** and nickel defensive back **Vincent Fuller**.

Additionally, Reinfeldt helped bring aboard new members of the team's administration upon his arrival, including Senior Director of Football Administration **Vincent Marino** and Director of Pro Personnel **Lake Dawson**. Each has made significant contributions to the team since arriving in 2007.

In Seattle, Reinfeldt last held the title of Vice President of Football Administration and was responsible for player contract negotiations, salary cap management, player evaluations and numerous aspects of the day-to-day football operations.

In eight seasons with the Packers, he served a number of roles, including Chief Financial Officer for three years (1991-93) and VP of Administration from 1994-98.

Before joining the Packers in 1991, Reinfeldt spent three years (1988-90) at the University of Southern California as the associate athletic director and spent another three years (1985-88) with the L.A. Raiders as CFO.

A former safety for the Oilers franchise from 1976-83, Reinfeldt earned Pro Bowl and All-Pro honors in 1979. He ranks seventh on the club's career interception list with 26 and matched the team record for interceptions in a season with 12 in 1979. An undrafted free agent out of the University of Wisconsin-Milwaukee, he originally signed with the Oakland Raiders and played in two games before being released and signed by the Oilers.

GM Mike Reinfeldt's background:

Years	Team	Position
2007-09	Tennessee	Executive VP/General Manager
2005-06	Seattle	Vice President of Football Operations
1999-03	Seattle	Senior Vice President
1994-98	Green Bay	Vice President of Administration
1991-93	Green Bay	Chief Financial Officer
1988-90	USC	Associate Athletic Director
1985-87	L.A. Raiders	Chief Financial Officer
1976-83	Hou. Oilers	Safety
1975-76	Oak. Raiders	Safety



NEW FACES IN 2009

Several new faces have been added to the roster in 2009 that fans will see in a Titans uniform for the first time during training camp. Below is a quick career capsule on many of the key additions.

Added in Free Agency (Height, Weight, NFL Experience, College)

➤ **WR Nate Washington** (6-1, 185, 5th Year, Tiffin) - Washington played four seasons with the Pittsburgh Steelers before joining the Titans on March 3. He collected 104 career receptions for 1,705 yards and 12 touchdowns in 49 games with the Steelers and led the team in yards per catch in two of the last three seasons.

➤ **DT Jovan Haye** (6-2, 285, 5th Year, Vanderbilt) - Haye, who also signed with the Titans in March, spent the majority of the past three years with Tampa Bay after beginning his career with the Carolina Panthers. He has recorded 30 starts in 42 career games, and his statistics include 118 tackles, six sacks, one forced fumble and four fumble recoveries.

➤ **KR/PR/WR Mark Jones** (5-9, 185, 6th Year, Tennessee) - Jones has five previous years of NFL experience, including one season with the New York Giants (2004), three campaigns with the Tampa Bay Buccaneers (2005-07) and one with the Carolina Panthers (2008). In 59 career games, his statistics include 156 punt returns for 1,460 yards, an average of 9.4 yards per attempt, and he also boasts a 24.2-yard average (1,405 yards) on 58 career kickoff returns.

➤ **CB DeMarcus Faggins** (5-10, 178, 8th Year, Kansas State) - Faggins joins the Titans after spending the previous seven years with the Houston Texans. He has appeared in 82 career games with 36 starts and has collected 193 tackles, five interceptions, 52 passes defended, a sack, three forced fumbles and three fumble recoveries.

➤ **QB Patrick Ramsey** (6-2, 225, 8th Year, Tulane) - Ramsey, originally a first-round draft choice in 2002 by the Washington Redskins, joins the Titans after spending the last two seasons with the Denver Broncos. In 37 career games (24 starts), he has completed 511 of 913 passes for 5,930 yards with 35 touchdowns and 30 interceptions. Prior to joining the Broncos, he spent the 2006 campaign with the N.Y. Jets.

RECENT FREE AGENCY HISTORY

Recent Titans unrestricted and restricted free agency additions and losses:

2009

Players Signed (5): CB DeMarcus Faggins, DT Jovan Haye, WR Mark Jones, QB Patrick Ramsey, WR Nate Washington

Players Lost (6): CB Chris Carr, DT Albert Haynesworth, WR Brandon Jones, CB Eric King, T Daniel Loper, QB Chris Simms

2008

Players Signed (4): DB Chris Carr (RFA), TE Dwayne Blakley, G Jake Scott, LB Josh Stamer
Players Lost (8): G Jacob Bell, RB Chris Brown, LB Gilbert Gardner, TE Ben Hartsock, DE Travis LaBoy, DE Antwan Odom, DT Randy Starks, TE Ben Troupe

Additional veterans signed as free agents in 2008: TE Alge Crumpler, DE Jevon Kearse, WR Justin McCareins

2007

Players Signed (5): LB Ryan Fowler (RFA), WR Justin Gage, CB Nick Harper, S Bryan Scott
Players Lost (3): WR Drew Bennett, WR Bobby Wade, DT Robaire Smith

2006

Players Signed (4): LB David Thornton, WR David Givens, C Kevin Mawae, S Chris Hope
Players Lost (4): LB Rocky Boiman, C Justin Hartwig, LB Brad Kassell, S Tank Williams

2005

Players Signed (1): DE Kyle Vanden Bosch
Players Lost (4): RB Antowain Smith, WR Eddie Berlin, CB Andre Dyson and TE Shad Meier

NEW FACES IN 2009 (CONTINUED)

Added via NFL Draft (Height, Weight, College, Draft Round, Overall)

- **WR Kenny Britt** (6-3, 218, Rutgers, 1st Round, 30th Overall) - In a three-year career at Rutgers (34 games, 31 starts), Britt set a Big East Conference record with 3,043 receiving yards on 178 receptions. Additionally, he became Rutgers' all-time leader in career touchdown receptions (17, tied), consecutive 100-yard receiving game (five in 2008), career 100-yard receiving games (14), single-season receiving yards (1,371 in 2008) and single-season receptions (87 in 2008).
- **DT Sen'Derrick Marks** (6-2, 306, Auburn, 2nd Round, 62nd Overall) - Marks started 37 of 40 games during his three-year Auburn career and recorded 114 tackles, 7.5 sacks, 30 stops for losses and 10 quarterback pressures. Fighting through a pair of ankle injuries during his junior year, he earned second-team All-SEC recognition from the league's coaches and honorable mention from the Associated Press.
- **TE Jared Cook** (6-5, 246, South Carolina, 3rd Round, 89th Overall) - The Titans traded next year's second-round draft pick in order to select Cook in the third round of this year's draft. In a three-year career at South Carolina, Cook played in 36 games (15 starts) and hauled in 73 passes for 1,107 yards (15.2 avg.) and seven touchdowns. As a junior, he was recognized by SEC coaches with first-team All-SEC honors, while the Associated Press made him a second-team All-SEC selection.
- **CB Ryan Mouton** (5-9, 187, Hawaii, 3rd Round, 94th Overall) - Mouton played two seasons at the University of Hawaii after beginning his collegiate career at Blinn Junior College. The All-WAC performer appeared in 24 games with 13 starts at Hawaii and collected 49 tackles, two sacks, three interceptions, 17 passes defensed and three forced fumbles.
- **LB Gerald McRath** (6-3, 231, Southern Mississippi, 4th Round, 130th Overall) - McRath started 25 of 36 career games for the Golden Eagles. The former Conference USA Defensive Player of the Year (2007) posted 386 career tackles, ranking third in USM history and eighth on the Conference USA record list. He added 32.5 tackles for loss, eight sacks, one interception, seven passes defensed, six forced fumbles and three fumble recoveries.
- **T/G Troy Kropog** (6-6, 309, Tulane, 4th Round, 135th Overall) - Kropog was a three-year starter (36 career games) at left tackle for the Green Wave. He served as a team captain as a senior and as a junior in 2007 helped pave the way for running back Matthew Forté's 2,000-plus rushing yards.
- **RB Javon Ringer** (5-9, 205, Michigan State, 5th Round, 173rd Overall) - In 45 career games (26 starts), Ringer became Michigan State's second all-time leading rusher with 4,398 yards on 843 carries. His 34 rushing touchdowns ranked fourth in MSU history, and he became the school's career leader with 5,426 career all-purpose yards. In 2008, he earned first-team Associated Press All-America honors.
- **CB Jason McCourty** (6-0, 193, Rutgers, 6th Round, 203rd Overall) - McCourty was a three-year starter at cornerback and a senior captain. He tallied two interceptions, 20 pass breakups and 148 tackles during his college career with the Scarlet Knights. During his senior campaign, he finished second in the Big East in kickoff return average (26.2 yards/return).



- **WR Dominique Edison** (6-2, 204, Stephen F. Austin, 6th Round, 206th Overall) - In 44 career games (32 starts), Edison totaled 182 receptions for 2,697 yards and 28 touchdowns. In Southland Conference history, he ranks second in career receptions and second in touchdown catches. He collected the majority of his statistics as a senior, when he set a school record with 67 catches for 1,016 yards and ranked second in the nation with 18 touchdown receptions.
- **G Ryan Durand** (6-5, 305, Syracuse, 7th Round, 239th Overall) - Durand was a three-year starter at Syracuse. During his career with the Orange, he played in 42 games, including 35 starts at right guard.
- **S Nick Schommer** (6-0, 201, North Dakota State, 7th Round, 242nd Overall) - Schommer earned third-team Associated Press All-American honors to cap a four-year career in which he tallied 186 tackles, one sack, 6.5 tackles for loss, 13 interceptions, 33 passes defensed and one forced fumble in 41 games (41 starts). His interception total tied for third on the school's all-time career list.

WHAT TO LOOK FOR IN 2009

- **The Titans** look to make the playoffs for the third consecutive season. It would be the first time accomplishing the feat since the team made seven consecutive postseason appearances from 1987-93.
- **The Titans** will try to produce a 1,000-yard running back for the 12th time in 14 seasons.
- **Jeff Fisher** (133 career wins as head coach) can move into 21st place in NFL history with two wins, passing Weeb Ewbank. He can move into 20th place with four wins (Hank Stram).
- **K Rob Bironas** (457 career points) can move into third place on the team's all-time scoring list with 92 points, passing Tony Zendejas (548).
- **LB Keith Bulluck** (1,147 career tackles) can move into second place on the team's all-time tackles list with 135 tackles, passing Robert Brazile (1,281).
- **LB Keith Bulluck** can produce 100 tackles for the eighth consecutive season to extend his team record.
- **QB Kerry Collins** (37,393 career passing yards) needs 2,607 passing yards to become the 12th quarterback in NFL history with 40,000 career passing yards.
- **QB Kerry Collins** (3,756 passing yards with Titans) can eclipse Ken Stabler for fifth place on the team's all-time passing list with 1,435 passing yards, surpassing Cody Carlson (4,469), Chris Chandler (4,559), Vince Young (4,745 entering 2009) and Pete Beathard (5,128) along the way.
- **P Craig Hentrich** (1,141 career punts) will pass Chris Gardocki (1,177) for fourth place on the NFL's all-time punts list with 37 punts. Along the way, Hentrich can pass Rohn Stark (tied for seventh place all-time with 1,141 punts), Chris Mohr (1,152) and Dave Jennings (1,154).
- **RB Chris Johnson** can become the first Titans running back since Eddie George in 2002-03 to post back-to-back 1,000-yard rushing campaigns and the third player in franchise history to accomplish the feat in his first two NFL seasons, joining George (1996-97) and Earl Campbell (1978-79).
- **DE Jevon Kearse** (51.0 career sacks with Titans) can pass Sean Jones (57.5) for fifth place on the team's all-time sack list with seven sacks and can move into fourth place with 8.5 sacks (William Fuller, 59.0).
- **DE Kyle Vanden Bosch** (35.5 career sacks with Titans) can pass Ted Washington (45.0) for eighth place on the team's all-time sack list with 10 sacks.
- **RB LenDale White** (2,127 career rushing yards) needs 198 yards to pass Allen Pinkett (2,324 yards) for 10th place on the team's all-time rushing list. He can move further up the list by passing Chris Brown (2,757) for ninth place and Ronnie Coleman (2,769) for eighth place.

TITANS HIGHLIGHTS FROM 2008

The 2008 season came to an end for the Tennessee Titans in the Divisional Round of the playoffs with a 13-10 loss at the hands of the Baltimore Ravens, a defeat that ended one of the most successful campaigns in club history. The Titans had the NFL's best record during the regular season at 13-3, which also matched the records of the 1999 and 2000 Titans for the best mark in franchise history.

In setting a franchise record by winning their first 10 regular season games – they never before had won their first four games in a season – the Titans became one of 11 NFL teams since 1970 to accomplish the feat. Including wins in the final three games of 2007, they established another organization record by winning 13 regular season games in a row.

For the second time since the AFC South was formed in 2002, the Titans won the division. They were alone in first place every week of the season, becoming only the fourth wire-to-wire sole division leader (2007 Patriots, 2004 Falcons, 1985 Rams) in the NFL's 16-game schedule era that began in 1978.

TOP TEN DEFENSES IN 2008

The Titans finished the 2008 regular season ranked third in the AFC and seventh in the NFL in total defense. Their opponents averaged 313.6 yards per game. The Titans were third in the AFC and sixth in the NFL in rushing defense (93.9 yards per game). They were fourth in the AFC and ninth in the NFL in passing defense (199.8).

The Titans completed back-to-back regular seasons in which they ranked in the Top 10 in defense, a feat they had not accomplished since the 1995 and 1996. In 2007, they were ranked fifth in the league in total defense, allowing their opponents an average of 291.6 yards per contest (92.4 rushing, 199.2 passing).

Top ranked defenses in 2008:

Date	Total Yards Per Game	Rush Yards Per Game	Pass Yards Per Game
1. Pittsburgh	237.2	80.3	156.9
2. Baltimore	261.1	81.4	179.7
3. Philadelphia	274.3	92.3	182.1
4. Washington	288.8	95.4	193.4
5. New York Giants	292.0	95.8	196.2
6. Minnesota	292.4	76.9	215.6
7. Tennessee	293.6	93.9	199.8
8. Dallas	294.3	106.6	187.7
9. Tampa Bay	306.1	118.8	187.3
10. New England	309.0	107.6	201.4

TITANS SECOND IN SCORING DEFENSE IN 2008

The Titans ranked second in scoring defense. They allowed opponents an average of 14.6 points per game and kept opponents to 17 points or less in 13 of 16 contests.

The only teams to score more than 17 points on the Titans were the Indianapolis Colts on Oct. 27 (21) and Dec. 28 (23) and the New York Jets on Nov. 23 (34).

2008 NFL leaders in scoring defense:

Team	Scoring Allowed ...					Total Pts	Per Game
	TD	XP	FG	2pt	Safe		
1. Pittsburgh Steelers	21	21	24	0	2	223	13.9
2. Tennessee Titans	25	24	20	0	0	234	14.6
3. Baltimore Ravens	26	25	21	0	0	244	15.3
4. Philadelphia Eagles	31	29	24	0	1	289	18.1
5. New York Giants	34	31	19	1	0	294	18.4

TURNOVER MARGIN

The Titans completed the 2008 regular season ranked second in turnover differential. They collected 20 interceptions and 11 fumble recoveries to give them 31 takeaways. Meanwhile, they committed 17 turnovers (nine interceptions, eight fumbles) to give them a ratio of plus-14, which trailed only the Miami Dolphins (plus-17).

The Titans finished with a negative turnover differential in only two games (12/7 vs. Cle., 12/14 at Hou.).

2008 NFL leaders in turnover margin:

Team	Takeaways			Giveaways			Diff
	Int	Fum	Tot	Int	Fum	Tot	
1. Miami	18	12	30	7	6	13	+17
2. Tennessee	20	11	31	9	8	17	+14
3. Baltimore	26	8	34	12	9	21	+13
4. Indianapolis	15	11	26	12	5	17	+9
New York Giants	17	5	22	10	3	13	+9

TOP SCORING YEARS BY TITANS IN FISHER ERA

In 2008, the Titans achieved one of their greatest scoring seasons since **Jeff Fisher** took over the team as a full-time head coach in 1995. They scored 375 total points, a figure that ranks third in the Fisher era and ninth in team history (1960-08). The point total, which included 41 touchdowns, also tied for 14th place in the NFL in 2008.

The 2008 season brought the return of offensive coordinator **Mike Heimerdinger**, who first served in his current role from 2000 through 2004. Heimerdinger directed the Titans offense as it scored 24 rushing touchdowns, which ranked second in the league (Carolina). His efforts previously helped produce the second-highest scoring total in team history. In 2003, the team tallied 435 points, trailing only the output of the 1961 club that scored 513 points.

Top scoring seasons by the Titans in the Jeff Fisher era (1995-08):

Year	Points Scored
1. 2003	435
2. 1999	392
3. 2008	375
4. 2002	367
5. 1995	348

RED ZONE EFFICIENCY IN 2008

The Titans ranked third in the NFL in red zone efficiency during the regular season. They scored 28 touchdowns in 45 trips inside their opponents' 20-yard line. They also ranked third in overall scoring percentage inside the 20, capitalizing on 42 of 45 chances (93.3 percent). That includes final possessions in consecutive games against Detroit (11/27) and Cleveland (12/7) in which the Titans drove inside the 20 in the final minute of play with a comfortable lead and either knelt on the ball or turned it over on downs.

Running back **LenDale White** led the way, scoring 14 of his 15 touchdowns in 2008 on carries of six or fewer yards.

NFL red zone efficiency leaders in 2008 (ranked by touchdown pct.):

Team	Poss	Pts	TD	TD%	FG	Score	Score%
1. Indianapolis	50	272	34	68.0	11	45	90.0
2. Carolina	49	267	32	65.3	14	46	93.9
3. Tennessee	45	239	28	62.2	14	42	93.3
4. Detroit	31	153	19	61.3	7	26	83.9
5. New Orleans	62	308	38	61.3	15	53	85.5

SACK PROTECTION IN 2008

The Titans offensive line -- tackles **Michael Roos** and **David Stewart**, guards **Eugene Amano** and **Jake Scott**, and center **Kevin Mawae** -- helped to keep opposing defensive players out of the backfield for much of the 2008 season. The Titans allowed their opponents a total of 12 sacks, which tied the Denver Broncos' total for first in the NFL.

At one point during the season the Titans went five consecutive games without allowing a single sack (9/21 vs. Houston through 10/27 vs. Indianapolis).

Fewest sacks allowed in the NFL in 2008:

Team	Sacks	
	Allowed	Yards
1. Tennessee Titans	12	83
Denver Broncos	12	74
3. New Orleans Saints	13	92
4. Indianapolis Colts	14	86
5. Atlanta Falcons	17	104

TITANS HEAD COACH JEFF FISHER

Jeff Fisher is entering his 15th full season as head coach of the Tennessee Titans and his 10th as Executive Vice President.

Fisher holds the franchise record for wins by a head coach and is the NFL leader in tenure with one team among active coaches. Entering 2009, he ranks 22nd on the NFL's career head coaching wins list and second among active coaches (Belichick).

Fisher was named interim head coach for the last six games of the 1994 season and has been in his current post ever since, leading the team through the transition from his final years in Houston to some of the club's greatest successes in Tennessee. Only nine other head coaches in NFL history have coached one team in more games than Fisher has led the Oilers/Titans.

The Titans recorded a 13-3 regular season record in 2008 for the third time (1999, 2000) under Fisher, matching the best record in team history. The win total helped Fisher vault five spots on the NFL's all-time win list, moving past **Sid Gillman** (123), **George Seifert** (124), **Jim Mora** (125), **Dick Vermeil** (126) and **Mike Ditka** (127) into 22nd place among head coaches.

While becoming the fourth NFL team in the 16-game schedule era since 1978) to own sole, wire-to-wire possession of first place in a division, the 2008 Titans clinched the AFC South Division Championship. Fisher led the 2008 squad to victories in the first 10 games of the season, a franchise record and only the 11th feat of its kind in the NFL since the 1970 AFL-NFL merger. Dating back to the end of the 2007 schedule, the Titans won a team-record 13 consecutive regular season contests.


With the Titans winning their division in 2008, Fisher has guided the franchise to six playoff appearances (1999, 2000, 2002, 2003, 2007, 2008) within the last 10 seasons (1999-08). Only two teams (Indianapolis and Philadelphia) in that time period had more postseason appearances than the Titans (tied with N.Y. Giants, New England, Pittsburgh, Seattle and Tampa Bay). Fisher's playoff accomplishments include three Division titles (2000, 2002 and 2008), two AFC Championship Games (1999, 2002) and one Super Bowl berth (XXXIV). He presided over the most victorious (56 regular season wins and five postseason wins) and successful five-year period in the franchise's history from 1999 to 2003.

No current NFL head coach has more tenure with his team than Fisher (15-plus seasons), and only the NBA's **Jerry Sloan** (tenure began in 1988-89) and Major League Baseball's **Bobby Cox** (1990) have more tenure among head coaches/managers in the four major U.S. professional team sports.

A native of Woodland Hills, Calif., the former USC and Chicago Bears defensive back became the Titans' 15th head coach on Jan. 5, 1995 following a stint as interim head coach to conclude the 1994 season. His previous coaching jobs included the defensive backs coach for the Philadelphia Eagles (1986-88) and San Francisco 49ers (1992-93) and the defensive coordinator for the Eagles (1988-90), Los Angeles Rams (1991) and Oilers (1994).

JEFF FISHER AT A GLANCE

- **Regular season record:** 128-102 (.557)
- **Postseason record:** 5-6 (.455)
- **Overall record:** 133-108 (.552)
- **At home:** 69-50 (.580)
- **On the road:** 64-56 (.533)
- **At neutral site:** 0-1
- **Years as Titans head coach:** 15* (1995-09)
- **Years as NFL head coach:** 19* (1995-08)



Fisher's Coaching Ledger:

Years	Team	Position
1994-09	Hou. Oilers/Tenn. Titans	Head Coach*
1994	Houston Oilers	Defensive Coordinator*
1992-93	San Francisco 49ers	Defensive Backs Coach
1991	L.A. Rams	Defensive Coordinator
1988-90	Philadelphia Eagles	Defensive Coordinator
1986-88	Philadelphia Eagles	Defensive Backs Coach
1981-85	Chicago Bears	Player (Defensive Back)

* Coached an additional six games as interim head coach in 1994.

Fisher facts:

- At USC, played in the same defensive backfield as future NFL stars **Ronnie Lott**, **Dennis Smith** and **Joey Browner**.
- Was a seventh-round draft pick by the Chicago Bears in 1981.
- In 1985, served in an "unofficial assistant coach" capacity while on injured reserve during the Bears run to Super Bowl XX.
- In 2006, Fisher's Chicago Bears record of 509 punt return yards in a season (1981) was broken by **Devin Hester** (600). Fisher still holds the team record for most punt returns in a season with 58 in 1984.
- In 1988, at the age of 30, became the NFL's youngest defensive coordinator under **Buddy Ryan**.
- Serves as Co-Chairman of the NFL Competition Committee.
- Ran the Country Music Marathon in 2002.
- Fisher is an avid golfer and fisherman.

BILLS HEAD COACH DICK JAURON

Dick Jauron was named the Bills' 14th head coach on Jan. 23, 2006. He began his coaching career in 1985 as a Bills defensive assistant and returned as the team's head coach 21 years later.

Jauron enters his fourth season as Bills head coach in 2009 – the longest tenure for a Bills head coach since Marv Levy coached the team for 12 seasons from 1986-97.

In 2008, the Bills set a team record for the fewest penalties in a 16-game season with 71 and the fewest penalty yards in a 16-game season with 538. The Bills were also secure with the football as they allowed just 21 turnovers to tie a team record (1990, 1998) and lost just seven fumbles which also ties a team record for a 16-game season (1998).

Jauron has over two decades of NFL coaching experience. Prior to joining the Bills, Jauron served as the Lions' defensive coordinator for two seasons and the interim head coach for the final five games of the 2005 season.

From 1999-2003, Jauron served as the head coach for the Chicago Bears. The highlight of his Bears coaching tenure came in 2001 when the Bears finished 13-3 and claimed the team's first division championship since 1990. Under Jauron's leadership, the 2001 Bears maintained their poise in clutch situations. The Bears were 8-0 in games decided by seven points or less, and engineered five second half, come-from-behind victories. The Bears defense ranked first in the NFL in points allowed and second in rushing yards allowed. For his efforts, Jauron was selected as the Associated Press NFL Coach of the Year. He was just the third coach in team history to win 13 games in a season.

In his five seasons in Chicago, Jauron accumulated a 35-46 (.432)

DICK JAURON AT A GLANCE

- **Regular season record:** 57-76 (.429)
- **Postseason record:** 0-1
- **Overall record:** 57-77 (.425)
- **vs. Titans:** 0-1
- **on the road vs. Titans:** 0-0
- **at home vs. Titans:** 0-1
- **vs. Jeff Fisher:** 0-1
- **Year as Bills head coach:** 4
- **Year as NFL head coach:** 10



overall record and enters this week's game with an overall head coaching record of 43-56 (.434).

In 1985, he served as the defensive backs coach. From Buffalo, he moved on to coach defensive backs in Green Bay from 1986-94 and became the defensive coordinator of the Jacksonville Jaguars from 1995-98.

Out of Yale University, Jauron enjoyed an eight-year NFL career with the Detroit Lions and Cincinnati Bengals. He played defensive back and tallied 26 career interceptions and two touchdowns. He was also selected to the 1974 Pro Bowl after leading the NFC with a 16.8 punt return average.

MOST WINS IN FRANCHISE HISTORY

Jeff Fisher has more than doubled the win total of any previous head coach in franchise history. He passed the second head coach on the list, Bum Phillips (59 wins), in 2000.

Most wins by head coaches in Oilers/Titans history (includes postseason):

Coach	Years	W	L	T	Pct.
1. Jeff Fisher	1995-09	133	108	0	.552
2. Bum Phillips	1975-80	59	38	0	.608
3. Jack Pardee	1990-94	44	35	0	.556
4. Wally Lemm	1961, 66-70	38	40	4	.487
5. Jerry Glanville	1985-89	35	35	0	.500

CAREER WINS, ACTIVE COACHES

Jeff Fisher (133 career victories) ranks second among active NFL head coaches in number of career wins, trailing only New England's Bill Belichick (153).

The most total wins (regular and postseason) by active NFL head coaches:

Coach	Seasons	Wins
1. Bill Belichick	15	153
2. Jeff Fisher	15	133
3. Tom Coughlin	14	123
4. Andy Reid	11	107
5. Norv Turner	12	81

FISHER LEADS IN COACHING TENURE

Jeff Fisher's current tenure as head coach has lasted longer than that of any other active head coach in the NFL. The next closest head coach to Fisher in current tenure is Philadelphia's Andy Reid with 11 seasons.

Most consecutive seasons in a current head coaching position:

Coach	Team	Full Seasons
1. Jeff Fisher*	Tennessee	15
2. Andy Reid	Philadelphia	11
3. Bill Belichick	New England	10
4. John Fox	Carolina	8
5. Jack Del Rio	Jacksonville	7
Marvin Lewis	Cincinnati	7
6. Tom Coughlin	N.Y. Giants	6
Lovie Smith	Chicago	6

* Fisher coached an additional six games as interim head coach in 1994.

TENURE IN FOUR MAJOR U.S. SPORTS

Not only is Jeff Fisher the most-tenured current NFL head coach, he is among the leaders in all of professional U.S. team sports. Fisher's regime goes back to 1994, trailing only the tenures of two other head coaches/managers in the NFL, the National Basketball Association, Major League Baseball or the National Hockey League. The NBA's Jerry Sloan (Utah Jazz) leads the group, followed by MLB's Bobby Cox (Atlanta Braves) and Fisher. The longest tenured coach in the NHL is Lindy Ruff of the Buffalo Sabres (1998).

Most current consecutive seasons as head coach/manager in the NFL, NBA, MLB or NHL:

Coach/Manager	League	Team	First Season
Jerry Sloan	NBA	Utah Jazz	1988-89
Bobby Cox	MLB	Atlanta Braves	1990
Jeff Fisher	NFL	Tennessee Titans	1994 (interim)

GAMES COACHED WITH ONE TEAM

Jeff Fisher is the active leader and ranks 10th on the list of total games coached with one team in NFL history. On Oct. 7, 2007, he passed Hank Stram for 10th place all-time. Stram coached 210 games with the Kansas City Chiefs from 1960-74. Former Pittsburgh Steelers coach Bill Cowher is ninth on the all-time list with 261 games.

Most games coached by a head coach with one team in NFL history (active coaches in *italic*):

Coach	Years	Team	Games
1. George Halas	1920-67*	Chicago	506
2. Tom Landry	1960-88	Dallas	454
3. Don Shula	1970-95	Miami	423
4. Chuck Noll	1969-91	Pittsburgh	366
5. Curly Lambeau	1921-49	Green Bay	339
6. Bud Grant	1967-83, 85	Minnesota	281
7. Joe Gibbs	1981-92, 04-07	Washington	272
8. Steve Owen	1930-53	NY Giants	270
9. Bill Cowher	1992-06	Pittsburgh	261
10. Jeff Fisher	1995-08	Tennessee	240
11. Mike Shanahan	1995-08	Denver	237
12. Hank Stram	1960-74	Kansas City	210
13. Marv Levy	1986-97	Buffalo	201

* Not consecutive seasons. Halas coached a total of 40 seasons from 1920-67.

NFL HEAD COACHES SINCE 1995

Jeff Fisher is the longest-tenured coach in the NFL, having maintained his current post since the final six games of the 1994 season. Other than the Titans and Broncos (Mike Shanahan), no other NFL team had only one head coach from 1995 through 2008.

As of the start of training camp in 2009, there have been 106 different NFL head coaches other than Fisher since the start of the 1995 season, including seven first-time head coaches in 2009.

Number of Titans head coaches since 1995 1

Number of head coaches for 31 other NFL clubs since 1995 106*

The number above counts each head coach one time since the start of the 1995 season. Coaches who have been named to multiple head posts are counted only once in the list.

* The current number includes seven changes for 2009 -- Denver (Josh McDaniels), Detroit (Jim Schwartz), Indianapolis (Jim Caldwell), Kansas City (Todd Haley), the New York Jets (Rex Ryan), St. Louis (Steve Spagnuolo) and Tampa Bay (Raheem Morris).



MOST PLAYOFF SEASONS IN 10 YEARS

In 2008, the Titans earned their sixth playoff berth in the last 10 seasons.

Only two teams -- the Indianapolis Colts (nine) and Philadelphia Eagles (seven) -- have appeared in the postseason more times than the Titans in that time span. The Titans are tied for third with the New York Giants, New England Patriots, Pittsburgh Steelers, Seattle Seahawks and Tampa Bay Buccaneers.

Since the start of the 1999 season, the Titans have won three division titles (2000, 2002 and 2008) and have appeared in the playoffs three times as a Wild Card.

Most playoff seasons from 1999 through 2008:

Team	Total	Seasons
1. Indianapolis	9	1999, 2000, 2002, 2003, 2004, 2005, 2006, 2007, 2008
2. Philadelphia	7	2000, 2001, 2002, 2003, 2004, 2006, 2008
3. Tennessee	6	1999, 2000, 2002, 2003, 2007, 2008
N.Y. Giants	6	2000, 2002, 2005, 2006, 2007, 2008
New England	6	2001, 2003, 2004, 2005, 2006, 2007
Pittsburgh	6	2001, 2002, 2004, 2005, 2007, 2008
Seattle	6	1999, 2003, 2004, 2005, 2006, 2007
Tampa Bay	6	1999, 2000, 2001, 2002, 2005, 2007
9. Baltimore	5	2000, 2001, 2003, 2006, 2008
Green Bay	5	2001, 2002, 2003, 2004, 2007
St. Louis	5	1999, 2000, 2001, 2003, 2004

SUCCESS ON THE ROAD UNDER FISHER

Since **Jeff Fisher's** first full season as head coach in 1995, the Titans have recorded a .500 or better road record in 11 of 14 seasons, including the 2008 regular season, in which the Titans were 6-2.

The Titans are tied for the third highest road winning percentage in the NFL in that time period, during which the franchise has won 61 out of their 112 games on the road (.545). They trail only the New England Patriots and Indianapolis Colts.

NFL's best records in road games since 1995, Jeff Fisher's first full season as head coach:

Team	W	L	T	Pct.
1. New England Patriots	67	45	0	.598
2. Indianapolis Colts	62	50	0	.554
3. Tennessee Titans	61	51	0	.545
Pittsburgh Steelers	61	51	0	.545
5. Green Bay Packers	58	54	0	.518
6. Philadelphia Eagles	56	54	2	.509
7. New York Giants	56	55	1	.504
8. Denver Broncos	55	57	0	.491
9. Carolina Panthers	50	62	0	.446
10. Jacksonville Jaguars	49	63	0	.438
Miami Dolphins	49	63	0	.438

MAINTAINING A ROAD LEAD

The Titans own a 50-2 road record in the Fisher era when the team has the lead going into the fourth quarter, which puts Fisher behind only **Vince Lombardi** for the best record of all-time.

All-time head coaches with the best ROAD records with a lead going into the fourth quarter (minimum 25 road games with lead going into fourth quarter):

Head Coach	W - L - T	Pct.
1. Vince Lombardi	38-1-1	.974
2. Jeff Fisher	50-2-0	.962
3. John Madden	34-1-4	.958

Note: Tie games were not computed in winning percentage from 1920-1971. Since 1972, tie games have been computed in winning percentage counting as a half-win and half-loss.

ROAD RUSHING YARDS

One of the keys to Tennessee's consistency in the running game is the team's ability to perform on the road. The team has proven under **Jeff Fisher** it has the ability to do so even in the most hostile environments.

Since Fisher took over as the team's head coach in 1995, the Titans are third in the NFL in rushing yards per road contest, averaging 124.4 rushing yards per game.

Six of Tennessee's top 10 road rushing games in the Fisher era have occurred since the start of the 2006 season.

Average rushing yards per road game, 1995-09:

Team	Avg. per road game
1. Denver Broncos	133.3
2. Pittsburgh Steelers	125.9
3. Tennessee Titans	124.4
4. Jacksonville Jaguars	121.8
5. Minnesota Vikings	119.8
6. New York Giants	118.9
7. Atlanta Falcons	118.6
8. San Francisco 49ers	118.2
9. Dallas Cowboys	118.1
10. Kansas City Chiefs	114.6

RUSHING SINCE 1995

Running the football has long been a staple of **Jeff Fisher** clubs. Since the start of the 1995 season, his first full season as head coach, the Titans have ranked consistently in the NFL's Top 10 in rushing yards per game.

Most rushing yards per game from 1995-09:

Team	Att	Yds	Avg	TD	Yds/Gm
1. Denver Broncos	6,852	30,993	4.5	235	138.4
2. Pittsburgh Steelers	7,248	29,822	4.1	215	133.1
3. Minnesota Vikings	6,182	27,724	4.5	193	123.8
4. Kansas City Chiefs	6,508	27,684	4.3	252	123.6
5. Jacksonville Jaguars	6,494	27,577	4.2	227	123.1
6. Atlanta Falcons	6,281	27,207	4.3	183	121.5
7. Tennessee Titans	6,764	27,180	4.0	201	121.3
8. San Francisco 49ers	6,248	26,888	4.3	197	120.0
9. New York Giants	6,512	26,876	4.1	186	120.0
10. Washington Redskins	6,513	26,573	4.1	195	118.6

3RD DOWN DEFENSE IN THE FISHER ERA

A defensive trademark of **Jeff Fisher's** clubs has been success on third down. Since the start of the 1995 season, his first full season as head coach, his defense is second in the NFL in opponents' third down success rate at 35.7 percent.

In 2008, the Titans allowed a 35.0 percent conversion rate on third down, which ranked sixth in the league.

Best defenses on third down from 1995 through 2009:

Team	Opponents' 3rd Down Pct.
1. Philadelphia Eagles	35.3
2. Tennessee Titans	35.7
3. Green Bay Packers	35.8
4. Baltimore Ravens	35.9
5. Tampa Bay Buccaneers	36.0

STOPPING THE RUN

The Titans have been the fourth best team in the NFL in defending the run since the start of the 1995 season, **Jeff Fisher's** first full year as a head coach. Their opponents have averaged just 99.5 rushing yards per game in that period of time.

Fewest rushing yards per game by opponents, 1995-09:

Team	Opponents' rush yards/game
1. Pittsburgh Steelers	91.4
2. Baltimore Ravens	92.7
3. San Diego Chargers	98.7
4. Tennessee Titans	99.5
5. San Francisco 49ers	103.7

When the Titans do not allow an individual 100-yard rusher, their chances of success increase dramatically. Since the start of the 1995 season, the Titans have allowed 39 100-yard rushing performances by an opponent. In those games, they are 9-30 (.231). In games they do not allow a 100-yard rusher, they are 118-67 (.638).

The Titans have had the most success stopping the run at home. **The Titans have only allowed 10 100-yard rushers** (Edgerrin James, Larry Johnson, Fred Taylor, Domanick Davis, Shaun Alexander, Julius Jones, Wali Lundy, Maurice Jones-Drew, LaDainian Tomlinson and Steve Slaton) **in 80 regular season games at LP Field (1999-08).**

TITANS PLAY IT CLOSE

Playing in tightly-contested games is not a recent phenomenon to the Titans. Fisher's clubs have played a minimum of five games decided by seven points or less in each of his 14 full seasons as head coach, including 2008, when the club was 4-1 in games decided by seven points or less and 2-1 in games decided by three points or less.

Win-loss records by the Titans in close games since 1995 (regular season):

Year	Final Score is by . . .		
	1 pt	3 or fewer	7 or fewer
2008	0-1	2-1	4-1
2007	0-0	2-2	6-3
2006	1-2	4-3	7-4
2005	0-0	1-1	1-4
2004	0-0	1-2	2-3
2003	0-0	2-1	4-1
2002	0-1	2-2	4-2
2001	0-0	3-2	5-4
2000	0-1	2-1	4-3
1999	2-0	5-1	7-1
1998	0-0	2-2	3-4
1997	0-0	1-3	2-4
1996	0-2	2-3	3-5
1995	0-1	0-2	1-7
Totals	3-8	29-26	53-46



The Titans won 13-10 at Baltimore during the 2008 regular season.

TITANS & TURNOVER DIFFERENTIAL

In 2008, the Titans ranked second in the NFL with a plus-14 turnover ratio, having recorded 31 takeaways and 17 turnovers.

Since 1995, **Jeff Fisher's** first full season as head coach, the Titans have had an even turnover ratio or better in 10 of 14 full seasons. In that time, the Titans have not finished below .500 in any of the five seasons with a positive turnover differential.

Their total turnover differential in 14 full seasons under Fisher is plus-42, which ranks sixth in the NFL.

Titans turnovers and takeaways since 1995:

Season	Takeaways	Turnovers	Differential
1995 (7-9)	38	38	0
1996 (8-8)	26	30	-4
1997 (8-8)	32	26	+6
1998 (8-8)	19	19	0
1999 (13-3)	40	22	+18
2000 (13-3)	30	30	0
2001 (7-9)	24	28	-4
2002 (11-5)	29	25	+4
2003 (12-4)	34	21	+13
2004 (5-11)	30	31	-1
2005 (4-12)	20	26	-6
2006 (8-8)	28	26	+2
2007 (10-6)	34	34	0
2008 (13-3)	31	17	+14
Total Differential			+42

Within individual games, the Titans' fortunes have turned dramatically upon forcing turnovers. In the last five seasons (2004-08), the Titans have not lost a game in which they had a plus-two or greater turnover margin.

Record by turnover differential in Titans games since 2004:

Turnover Differential	Record In Last Five Seasons					Five-Year Totals
	2004	2005	2006	2007	2008	
-4 or more	0-1	0-1	0-0	0-0	0-0	0-2
-3	0-0	0-1	0-2	1-0	0-0	1-3
-2	0-3	0-1	1-3	1-3	1-0	3-10
-1	0-3	0-4	0-1	2-2	0-1	2-11
0	1-3	1-3	2-0	1-0	4-1	9-7
+1	1-1	2-2	0-2	1-1	3-1	7-7
+2	2-0	0-0	3-0	1-0	3-0	9-0
+3	0-0	1-0	0-0	1-0	1-0	3-0
+4 or more	1-0	0-0	2-0	2-0	1-0	6-0

TIME OF POSSESSION

Winning the time-of-possession battle is a staple of **Jeff Fisher** clubs. Since the start of the 1999 season, the Titans have successfully controlled the ball for longer than their opponents in 102 of 160 regular season games (63.8 percent). When they do so, they win more than two-thirds of their games. They are 70-32 (.686) in regular season games when they win time of possession versus 27-31 (.466) when they do not during that time span.

In Fisher's 14 full seasons as head coach (1995-08), the Titans are tied with Denver for second in the league in average time of possession at 31:29. They trail Pittsburgh (31:56) and rank ahead of Green Bay (30:45) and Dallas (30:42).

In 2008, the Titans ranked 22nd in the NFL with a 29:09 average time of possession.

Tennessee's average time of possession and NFL rank, 1995-08:

Season	Avg. TOP (Rank)	Season	Avg. TOP (Rank)
1995	32:12 (2)	2002	32:47 (1t)
1996	33:02 (3)	2003	32:52 (2t)
1997	31:27 (7)	2004	31:40 (5)
1998	31:41 (9)	2005	31:13 (9)
1999	31:30 (8)	2006	27:17 (32)
2000	33:47 (1)	2007	31:38 (4)
2001	31:29 (5)	2008	29:09 (22)

TITANS AND THE AFC SOUTH

The Titans clinched the AFC South title in 2008 with a 13-3 overall record. Within the division, their record was 4-2. They defeated every team in the division at least once, picking up a pair of wins against the Jacksonville Jaguars (9/7 and 11/16) and one win against the Houston Texans (9/21) and Indianapolis Colts (10/27).

The Titans have gone 4-2 within the AFC South for three consecutive seasons. In that time, they are tied with the Colts with a division-best record of 12-6.



2008 Regular Season AFC South Standings:

Team	W	L	Pct	vs. Div.	Last 3 Years ('06-08) vs. Division
*-Tennessee	13	3	0.813	4-2	12-6
y-Indianapolis	12	4	0.750	4-2	12-6
Houston	8	8	0.500	2-4	6-12
Jacksonville	5	11	0.313	2-4	6-12

JEFF FISHER'S DIVISIONAL RECORD

In nine of his first 14 full seasons as Titans head coach, including 2008, **Jeff Fisher** has led the team to a winning record within the division. The 2006 season marked a return to the team's divisional success after a pair of down years in 2004 and 2005. The Titans matched their 2006 divisional record with a 4-2 record in 2007 and 2008. From 1998-2003, the Titans were above .500 in the division for five of six seasons.

Below is a year-by-year list of Jeff Fisher's divisional records. The team played in the AFC Central during his tenure from 1994-01 and in the newly-created AFC South from 2002-present.

Titans year-by-year record within their division under Head Coach Jeff Fisher (AFC Central, 1994-01; AFC South, 2002-08):

Season	Divisional Record
1994*	0-1
1995	3-5
1996	5-3
1997	2-6
1998	7-1
1999	9-1
2000	8-2
2001	3-7
2002	6-0
2003	4-2
2004	1-5
2005	2-4
2006	4-2
2007	4-2
2008	4-2
Totals	62-43 (.590)

* Interim head coach for final six games of 2004.

PLAYING THE NFC

With their win at Detroit on Nov. 27, the Titans completed a season sweep of the NFC North. On Sept. 28, they won 30-17 at home against the Minnesota Vikings, and on Nov. 2 they defeated the Green Bay Packers 19-16 in overtime. They traveled to Chicago on Nov. 9 and earned a 21-14 victory and concluded their games against the NFC North with a 47-10 victory over the Lions.

Since the NFL realigned its divisions in 2002, the Titans have a 19-9 record against the NFC. With one exception, they have gone .500 against the NFC in every campaign since 2002 (1-3 in 2005).

Jeff Fisher's all-time regular season record against the NFC is 37-25, including a 19-12 mark at home and 18-13 record on the road.

Tennessee's results vs. current NFC divisions since 2002 realignment:

Year	vs. Division	Record
2008	NFC North	4-0
2007	NFC South	3-1
2006	NFC East	3-1
2005	NFC West	1-3
2004	NFC North	2-2
2003	NFC South	4-0
2002	NFC East	2-2
Total		19-9

SACKS AT LP FIELD

The Titans have been one of the league's most successful home teams in getting to opposing quarterbacks since LP Field opened in 1999. That season also was the first season the Titans defensive line was coached by **Jim Washburn**. In that time, they rank second in the NFL behind only the Baltimore Ravens (233) with 224 sacks in home contests. The Titans totaled 26 sacks in their eight regular season games at LP Field in 2008.



Most sacks in home games since LP Field opened in 1999:

Team	Sacks in Home Games
1. Baltimore Ravens	233
2. Tennessee Titans	224
3. Miami Dolphins	220
4. Philadelphia Eagles	213
5. Seattle Seahawks	212
6. Indianapolis Colts	207
7. St. Louis Rams	205
8. Atlanta Falcons	204
9. Pittsburgh Steelers	203
10. Minnesota Vikings	201
New York Giants	201



THE OFFENSIVE LINE

Hall of Fame offensive lineman **Mike Munchak** began coaching the team's offensive line in 1997. Since that time, the unit has consistently been ranked in the top 10 in fewest sacks allowed, net rushing yards and average rushing yards. In only one season (2001) since Munchak took over as offensive line coach have the Titans not finished the season ranked in the top 10 in any of the three categories.

The starters on the offensive line for 15 of the 16 regular season games in 2008 were left tackle **Michael Roos**, left guard **Eugene Amano**, center **Kevin Mawae**, right guard **Jake Scott** and right tackle **David Stewart**. The same group is assembled at the start of the 2009 season.

The group performed at a high level, allowing the team's offense to ascend several leaderboards. The Titans set a new franchise benchmark in sacks allowed and tied for the league lead yielding only 12 sacks. Previously, the lowest sack total given up by the Titans in a 16-game season (since 1978) was 17 in 1978. Also in 2008, the line helped the Titans finish the regular season in the league's top 10 in rushing for the third consecutive season. Tennessee's 24 total rushing touchdowns ranked second in the league behind only the Carolina Panthers (30).

MAWAE LEADS O-LINEMEN

As evidenced by his seven career Pro Bowl selections, center Kevin Mawae has long been recognized among the game's best centers.

He also has gained notoriety for his durability and consistency during his career of 15 full seasons. Among all current NFL offensive linemen, Mawae ranks first in total number of regular season games played. Also, among current Tennessee Titans, he trails only punter **Craig Hentrich** for most NFL games played.



Kevin Mawae

Most career regular season games by active NFL offensive linemen:

Pos./Name	Current Team	Career Games
1. C Kevin Mawae	Tennessee	225
2. T Wayne Gandy	Free Agent	219
3. T Jon Runyan	Free Agent	202
4. C Andy McCollum	Free Agent	198
5. C Tom Nalen	Free Agent	195

A brief rundown of the club's top offensive linemen:

- **Kevin Mawae**, a six-time Pro Bowler, was signed in 2006 as an unrestricted free agent. Mawae spent the previous eight seasons with the New York Jets after playing his first four seasons with the Seattle Seahawks. With Johnson reaching the 1,000-yard mark in 2008, Mawae blocked for a 1,000-yard rusher for the 12th time in 15 NFL seasons. He was named to his seventh Pro Bowl in 2008.
- In 2008, the Titans turned to free agency to fill their vacant right guard spot, signing **Jake Scott** from the Indianapolis Colts. Scott started 55 consecutive games from 2005-07 to end his career with the Colts and then started every game in his first season with the Titans.
- **Eugene Amano** has been an important contributor since his rookie year in 2004, backing up all three interior line positions for much of his first four seasons. The former seventh-round pick received a contract extension in 2007 and in 2008 completed his first season as a full-time starter.
- The starter at left tackle is **Michael Roos**, a former second-round pick from Eastern Washington, started 15 games as a rookie at right tackle and every game since then on the left side. Roos, who was rewarded by the Titans with a long-term contract extension in 2008, justified the new deal by being named to his first Pro Bowl. He became the first franchise left tackle to be named to the Pro Bowl since Brad Hopkins in 2003. He also was named first-team Associated Press All-Pro and was selected to All-Pro or All-NFL teams by the Dallas Morning News, Pro Football Weekly/Professional Football Writers of America, Sports Illustrated and Sporting News.
- At right tackle, **David "Big Country" Stewart** is in his fifth NFL season. Like Roos, Stewart received a long-term contract extension in 2008. The former fourth-round pick from Mississippi State has not missed a start since entering the lineup in 2006.
- **Leroy Harris** backed up all three interior offensive line positions in his initial two NFL seasons. The former fourth-round pick from N.C. State stepped in to start at center at the conclusion of the 2008 campaign.



RG Jake Scott



LG Eugene Amano



LT Michael Roos



RT David Stewart

OFFENSIVE LINE IN THE MIKE MUNCHAK COACHING ERA

The chart below details the team's regular starters on the offensive line since 1997, the year Munchak took the reigns as the team's offensive line coach, and the results the line helped produce.

Offensive line starters and production since 1997, Mike Munchak's first season as offensive line coach:

Year	LT	LG	C	RG	RT	Sacked (Rank)	Rush Yds (Rank)	Rush Avg (Rank)
2008	M. Roos	E. Amano	K. Mawae	J. Scott	D. Stewart	12 (T-1)	2,199 (7)	4.3 (11)
2007	M. Roos	J. Bell	K. Mawae	B. Olson	D. Stewart	30 (14)	2,109 (5)	3.9 (21)
2006	M. Roos	J. Bell	K. Mawae	B. Olson	D. Stewart	29 (T-10)	2,214 (5)	4.7 (7)
2005	B. Hopkins	Z. Piller	J. Hartwig	B. Olson	M. Roos	31 (T-10)	1,525 (23)	3.8 (20)
2004	B. Hopkins	J. Bell	J. Hartwig	B. Olson	F. Miller	44 (T-23)	1,871 (14)	4.5 (7)
2003	B. Hopkins	Z. Piller	J. Hartwig	B. Olson	F. Miller	25 (T-6)	1,623 (26)	3.3 (31)
2002	B. Hopkins	Z. Piller	G. DiNapoli	B. Olson	F. Miller	21 (2)	1,952 (11)	3.8 (26)
2001	B. Hopkins	Z. Piller	B. Matthews	B. Olson	F. Miller	43 (21)	1,794 (12)	3.8 (23)
2000	B. Hopkins	B. Matthews	K. Long	B. Olson	F. Miller	27 (4)	2,084 (7)	3.8 (24)
1999	B. Hopkins	B. Matthews	K. Long	B. Olson	J. Runyan	25 (3)	1,811 (13)	3.9 (17)
1998	B. Hopkins	B. Matthews	M. Stepnoski	J. Layman	J. Runyan	35 (T-10)	1,970 (9)	2,414 (3)
1997	B. Hopkins	B. Matthews	M. Stepnoski	K. Donnalley	J. Runyan	32 (T-5)	2,414 (3)	4.5 (4)

QB KERRY COLLINS

Veteran quarterback **Kerry Collins** is entering his 15th NFL season and fourth campaign with the Titans. However, for the first time in his time in Tennessee, Collins was named the starting quarterback early in the offseason. He was signed to a two-year contract extension in February.



Collins ranks 14th in NFL history and second among active players (Peyton Manning) with 37,393 career passing yards. He ranks 11th all-time with 3,160 career completions.

In 2008, he became the team's starter in Week 2 of the regular season and capped the year with his second career Pro Bowl. He also was named to USA Today's All-Joe squad.

His 12 victories in 2008 tied Steve McNair's franchise record (2000) and also matched Collins' personal high (2000). With 242 completions, 2,676 yards, 12 touchdowns and seven interceptions on 415 attempts, his passer rating of 80.2 was the third-highest of his career (2000, 2002).

Prior to joining the Titans, Collins played 11 previous seasons with the Carolina Panthers (1995-98), New Orleans Saints (1998), New York Giants (1999-03) and Oakland Raiders (2004-05). Including the 2008 season, he has led his teams to the playoffs four times as a starter, including an appearance in the NFC Championship Game following the 1996 season with the Panthers and a Super Bowl appearance following the 2000 season with the Giants.

In his 2000 campaign with the Giants, he reached 3,000 passing yards for the first time in his career and for the first of six consecutive seasons reaching the mark. In 2002, while still with the Giants, he enjoyed the most prolific season by a quarterback in franchise history. He set a team record, was first in the NFC and was fourth in the NFL with 4,073 passing yards, surpassing Phil Simms' 1984 team record of 4,044 yards.

Collins was originally selected by the Panthers out of Penn State with the fifth overall pick in the 1995 NFL Draft. He was named to his first Pro Bowl following the 1996 season.



COLLINS' CAREER RECORD WHEN ...

When Collins ...	2008	Career Reg Season	Career Playoffs	Overall Career
Starts at quarterback	12-3	79-85	3-4	83-88
Starts vs. division opponents	3-2	34-39	1-0	35-39
Passes for 300 or more yards	0-0	13-17	1-1	14-18
Completes one or more TD passes	7-1	58-51	2-2	61-52
Completes two or more TD passes	3-0	29-21	2-1	31-22
Completes three or more TD passes	1-0	12-9	1-1	13-10
Starts and passes for no interceptions	8-2	42-20	1-0	43-20
Has a passer rating of 80.0 or greater	6-1	46-21	2-1	48-22
Has a passer rating of 90.0 or greater	4-0	34-11	1-1	35-12
Has a passer rating of 100.0 or greater	3-0	24-5	1-1	25-6

Kerry Collins' 2009 Preseason Statistics:

Year	Team	GP	GS	Att	Cmp	Pct	Passing									
							Yds	Yd/Att	TD	TD%	Int	Int%	Lg	Sack	Lost	Rate
2009	Ten	0	0	0	0	-	0	-	0	-	0	-	-	0	0	-

Collins' Career Regular Season Statistics:

Year	Team	GP	GS	Att	Cmp	Pct	Passing									
							Yds	Yd/Att	TD	TD%	Int	Int%	Lg	Sack	Lost	Rate
1995	Car	15	13	433	214	49.4	2,717	6.3	14	3.2	19	4.4	89t	24	150	61.9
1996	Car	13	12	364	204	56.0	2,454	6.7	14	3.8	9	2.5	55	18	114	79.4
1997	Car	13	13	381	200	52.5	2,124	5.6	11	2.9	21	5.5	59t	27	200	55.7
1998	Car/NO	11	11	353	170	48.2	2,213	6.3	12	3.4	15	4.2	89t	31	191	62.0
1999	NYG	10	7	331	190	57.4	2,318	7.0	8	2.4	11	3.3	80t	16	112	73.3
2000	NYG	16	16	529	311	58.8	3,610	6.8	22	4.2	13	2.5	59	28	243	83.1
2001	NYG	16	16	568	327	57.6	3,764	6.6	19	3.3	16	2.8	74	36	206	77.1
2002	NYG	16	16	545	335	61.5	4,073	7.5	19	3.5	14	2.6	82t	24	152	85.4
2003	NYG	13	13	500	284	56.8	3,110	6.2	13	2.6	16	3.2	77t	28	164	70.7
2004	Oak	14	13	513	289	56.3	3,495	6.8	21	4.1	20	3.9	63	25	144	74.8
2005	Oak	15	15	565	302	53.5	3,759	6.7	20	3.5	12	2.1	79	39	261	77.3
2006	Ten	4	3	90	42	46.7	549	6.1	1	1.1	6	6.7	36	4	23	42.3
2007	Ten	6	1	82	50	61.0	531	6.5	0	0.0	0	0.0	46	5	42	79.9
2008	Ten	16	15	415	242	58.3	2,676	6.4	12	2.9	7	1.7	56t	8	60	80.2
Totals		178	164	5,669	3,160	55.7	37,393	6.6	186	3.3	179	3.2	89t	313	2,062	73.8

KERRY COLLINS' TOUCHDOWN TARGETS

In a 15-year career with the Carolina Panthers, New Orleans Saints, New York Giants, Oakland Raiders and Tennessee Titans, Collins has passed for 37,394 yards and 186 touchdowns in the regular season. There are 42 players who have been on the receiving end of Collins touchdown passes.

The player with the most touchdown receptions from Collins is former Giants wide receiver **Amani Toomer**, who caught 28 touchdown passes from Collins in the regular season and four in the postseason. Gage has connected with Collins six times for touchdowns, the highest number among current Titans.

Recipients of Kerry Collins' touchdown passes:

Player	TDs	Player	TDs	Player	TDs	Collins' playoff touchdowns:	
						Player	TDs
Amani Toomer	28	Tiki Barber	3	Don Beebe	1	Amani Toomer	4
Ike Hilliard	23	Rae Carruth	3	Bob Christian	1	Ike Hilliard	2
Jerry Porter	13	Raghib Ismail	3	Greg Comella	1	Aaron Craver	1
Wesley Walls	12	Marcellus Rivers	3	Aaron Craver	1	Alge Crumpler	1
Mark Carrier	9	Bo Scaife	3	Alge Crumpler	1	Willie Green	1
Randy Moss	8	Charles Stackhouse	3	Eric Guliford	1	Howard Griffith	1
Justin Gage	6	Cam Cleeland	2	Andre Hastings	1	Joe Jurevicius	1
Willie Green	6	Scott Greene	2	Anthony Johnson	1	Jeremy Shockey	1
Dan Campbell	5	Howard Griffith	2	Brandon Jones	1	Wesley Walls	1
Ronald Curry	5	Ahmad Hall	2	Alvis Whitted	1	Playoff Total	12
Courtney Anderson	4	Teyo Johnson	2	Regular Season Total	186		
Ron Dixon	4	Doug Jolley	2				
Doug Gabriel	4	LaMont Jordan	2				
Joe Jurevicius	4	Pete Metzelaars	2				
Muhsin Muhammad	4	Pete Mitchell	2				
Jeremy Shockey	4	Brian Alford	1				

KERRY COLLINS' CAREER GAME-WINNING DRIVES

In his 15-year NFL career, quarterback **Kerry Collins** has engineered 29 career game-winning performances in the fourth quarter or overtime. Of those performances, 16 have occurred with the winning score happening in overtime or with less than two minutes to play in the fourth quarter. As a member of the Titans, Collins has engineered game-winning drives on five occasions: at Houston (10/21/07), at Indianapolis (12/30/07), at Baltimore (10/5/08), against Indianapolis (10/27/08) and against Green Bay (11/2/08). Nine of Collins' last 11 game-winning performances have come on the road.

Games in which Collins has led his team to victory after a fourth-quarter deficit or tie:

Date/Opp.	Score with		Collins' Statistics*					Rating	Go-Ahead Scoring Play	Final Score
	Time Remaining	In Regulation	Att	Cmp	Yds	TD	INT			
11/2/08 vs. Green Bay	16-16	5:30	6	10	67	0	0	80.0	<u>41-yard FG by Rob Bironas</u>	19-16 OT
10/27/08 vs. Indianapolis	14-14	15:00	6	10	55	0	0	75.0	48-yard FG by Rob Bironas	31-21
10/5/08 at Baltimore	3-10	15:00	12	7	72	1	0	103.5	<u>11-yard TD pass from Kerry Collins to Alge Crumpler</u>	13-10
12/30/07 at Indianapolis	10-10	15:00	9	7	74	0	0	100.9	54-yard FG by Rob Bironas	16-10
10/21/07 at Houston	35-36	0:57	4	2	63	0	0	95.8	<u>29-yard FG by Rob Bironas</u>	38-36
11/20/05 at Washington	10-13	15:00	12	9	128	0	0	109.0	<u>19-yard FG by Sebastian Janikowski</u>	16-13
11/28/04 at Denver	13-17	14:26	18	12	190	2	2	99.1	<u>5-yard TD pass from Kerry Collins to Jerry Porter</u>	25-24
11/7/04 at Carolina	24-24	2:25	2	2	31	0	0	118.8	<u>19-yard FG by Sebastian Janikowski</u>	27-24
11/2/03 at N.Y. Jets	28-28	0:29	10	6	85	0	0	87.5	<u>29-yard FG by Brett Conway</u>	31-28 OT
10/26/03 at Minnesota	16-17	15:00	9	4	92	1	0	118.8	2-yard TD run by Tiki Barber	29-17
9/21/03 at Washington	21-21	0:13	4	3	50	0	0	116.7	<u>29-yard FG by Matt Bryant</u>	24-21 OT
12/28/02 vs. Philadelphia	0-7	15:00	10	8	75	1	0	131.3	<u>39-yard FG by Matt Bryant</u>	10-7 OT
11/17/02 vs. Washington	16-17	15:00	4	2	17	0	0	61.5	19-yard FG by Matt Bryant	19-17
11/10/02 at Minnesota	19-20	8:36	7	6	72	0	0	109.5	8-yard TD run by Tiki Barber	27-20
10/6/02 at Dallas	14-17	10:52	7	5	57	1	0	135.1	17-yard TD pass from Kerry Collins to Marcellus Rivers	21-17
9/22/02 vs. Seattle	3-6	15:00	7	6	88	0	0	118.8	47-yard FG by Matt Bryant	9-6
12/23/01 vs. Seattle	17-24	15:00	17	11	104	1	0	101.1	<u>7-yard TD pass from Kerry Collins to Ike Hilliard</u>	27-24
12/15/01 vs. Arizona	10-13	4:04	9	6	56	1	0	120.6	<u>4-yard TD pass from Kerry Collins to Amani Toomer</u>	17-13
11/4/01 vs. Dallas	14-24	15:00	9	8	92	1	0	146.3	<u>42-yard FG by Morten Anderson</u>	27-24 OT
10/7/01 vs. Washington	9-9	15:00	5	3	31	1	1	77.9	1-yard TD pass from Kerry Collins to Daniel Campbell	23-9
12/23/00 vs. Jacksonville	7-10	15:00	8	5	148	2	0	145.8	5-yard TD pass from Kerry Collins to Ike Hilliard	28-25
12/17/00 at Dallas	7-13	15:00	2	0	0	0	0	39.6	<u>13-yard TD run by Tiki Barber</u>	17-13
10/15/00 vs. Dallas	13-14	15:00	5	4	23	0	0	85.8	3-yard TD run by Ron Dayne	19-14
12/12/99 at Buffalo	16-17	9:34	14	6	60	0	0	55.7	<u>48-yard FG by Cary Blanchard</u>	19-17
10/3/99 vs. Philadelphia	13-15	12:37	10	5	85	0	0	79.2	23-yard FG by Brad Daluiso	16-15
9/8/96 at New Orleans	16-17	15:00	5	5	61	0	0	117.5	23-yard FG by John Kasay	22-20
12/17/95 vs. Atlanta	14-17	15:00	4	1	89	1	0	118.8	89-yard TD pass from Kerry Collins to Willie Green	21-17
12/3/95 vs. Indianapolis	10-10	15:00	11	2	30	0	0	39.6	<u>38-yard FG by John Kasay</u>	13-10
10/29/95 at New England	17-17	0:52	9	5	71	0	0	81.3	<u>29-yard FG by John Kasay</u>	20-17 OT

* - Statistics are from the time noted until the end of the game.

Underline - Game-winning score came in overtime or with less than two minutes to play in the fourth quarter.

NFL ALL-TIME PASSING LEADERS

In 2008, Titans quarterback **Kerry Collins** moved past **Jim Everett** (34,837 yards) and **Jim Kelly** (35,467) for 14th place on the NFL's all-time passing yards list. Additionally, Collins now ranks 10th in NFL history in career attempts and 11th in completions.

NFL's all-time passing yards leaders:

Player	Career Pass Yds	Player	Career Pass Yds
1. Brett Favre	65,127	11. Johnny Unitas	40,239
2. Dan Marino	61,361	12. Dave Krieg	38,147
3. John Elway	51,475	13. Boomer Esiason	37,920
4. Warren Moon	49,325	14. Kerry Collins	37,393
5. Fran Tarkenton	47,003	15. Jim Kelly	35,467
6. Vinny Testaverde	46,233	16. Jim Everett	34,837
7. Peyton Manning	45,628	17. Jim Hart	34,665
8. Drew Bledsoe	44,611	18. Steve DeBerg	34,241
9. Dan Fouts	43,040	19. John Hadl	33,503
10. Joe Montana	40,551	20. Phil Simms	33,462

NFL's all-time pass completions leaders:

Player	Career Pass Completions	Player	Career Pass Completions
1. Brett Favre	5,720	11. Kerry Collins	3,160
2. Dan Marino	4,967	12. Dave Krieg	3,105
3. John Elway	4,123	13. Boomer Esiason	2,969
4. Warren Moon	3,988	14. Troy Aikman	2,898
5. Drew Bledsoe	3,839	15. Steve DeBerg	2,874
6. Peyton Manning	3,839	16. Jim Kelly	2,874
7. Vinny Testaverde	3,787	17. Jim Everett	2,841
8. Fran Tarkenton	3,686	18. Johnny Unitas	2,830
9. Joe Montana	3,409	19. Mark Brunell	2,738
10. Dan Fouts	3,297	20. Steve McNair	2,733

COLLINS 2ND IN ACTIVE PASSING YARDS

Among active NFL quarterbacks, Titans quarterback **Kerry Collins** ranks second in career passing yards behind only **Peyton Manning**.

Passing yards leaders among active NFL quarterbacks:

Player	Att	Cmp	Pct.	Yds	TD	Int
1. Peyton Manning	5,960	3,839	64.4	45,628	333	165
2. Kerry Collins	5,669	3,160	55.7	37,393	186	179
3. Mark Brunell	4,594	2,738	59.6	31,826	182	106
4. Donovan McNabb	4,303	2,534	58.9	29,320	194	90
5. Brad Johnson	4,326	2,668	61.7	29,054	166	122
6. Kurt Warner	3,557	2,327	65.4	28,591	182	114
7. Jon Kitna	4,114	2,462	59.8	27,293	152	151
8. Tom Brady	3,653	2,301	63.0	26,446	197	86
9. Drew Brees	3,650	2,334	63.9	26,258	168	99
10. Jeff Garcia	3,676	2,264	61.6	25,537	161	83

FRANCHISE PRO BOWL QUARTERBACKS

Kerry Collins earned a Pro Bowl berth with his performance in 2008. He became the sixth quarterback in franchise history to be named to the Pro Bowl squad (or AFL All-Star team from 1961-69). He joins **George Blanda**, **Dan Pastorini**, **Warren Moon**, **Steve McNair** and **Vince Young**.

Titans/Oilers Pro Bowl quarterbacks*:

Quarterback	No. Pro Bowls	Seasons
George Blanda*	3	1961, 1962, 1963
Dan Pastorini	1	1975
Warren Moon	6	1988, 1989, 1990, 1991, 1992, 1993
Steve McNair	3	2000, 2003, 2005
Vince Young	1	2006
Kerry Collins	1	2008

* AFL All-Star Team; AFC-NFC Pro Bowl began in 1970

QB VINCE YOUNG

Titans quarterback **Vince Young** is entering his fourth season since being drafted by the Titans with the third overall selection in the 2006 NFL Draft.

In his first three NFL seasons, the former Texas Longhorn recorded 29 regular season starts and a record of 18-11 in those games.

In 2008, Young played in three games with one start. He totaled 22 completions, 219 yards, one touchdown and two interceptions on 36 attempts. He rushed for 27 yards on eight carries.

In 2006, the 6-foot-5, 233-pound signal caller set virtually every rookie passing record for the franchise, including passing totals of 2,199 yards and 12 touchdowns. Additionally, he gained 552 yards on the ground, becoming the first quarterback in the Super Bowl era (1966-present) to rush for 500 yards as a rookie. His eight wins as a starter marked the fifth-highest total by a rookie quarterback since 1970 NFL-AFL merger, and he directed a six-game winning streak that was the third-longest by a rookie quarterback since the merger. At the conclusion of the season, he was named the *Associated Press* NFL Offensive Rookie of the Year.



Vince Young's 2009 Preseason Statistics:

GP	GS	Passing											
		Att	Cmp	Pct	Yds	TD	Int	Lg	Sk	Yds	Rat		
2009	0	0	0	0	-	0	0	0	0	-	0	0	0
		Rushing											
2009	0	0	-	-	0								

Young's Career Regular Season Statistics:

GP	GS	Passing										
		Att	Cmp	Pct	Yds	TD	Int	Lg	Sk	Yds	Rat	
2006	15	13	357	184	51.5	2,199	12	13	53	25	129	66.7
2007	15	15	382	238	62.3	2,546	9	17	73	25	157	71.1
2008	3	1	36	22	61.1	219	1	2	54	3	13	64.5
Totals	33	29	775	444	57.3	4,964	22	32	73	53	299	68.8
		Rushing										
2006	83	552	6.7	39	7							
2007	93	395	4.2	21	3							
2008	8	27	3.4	8	0							
Totals	184	974	5.3	39t	10							



RB CHRIS JOHNSON

Chris Johnson, who is entering his second NFL season, produced one of the most extraordinary campaigns by a rookie running back in Titans history in 2008.

Only two players in team annals – **Earl Campbell** (1,450) and **Eddie George** (1,368) – rushed for more yards in their rookie seasons than Johnson, the 24th overall selection in the 2008 NFL Draft. His yardage total was the third-highest in the AFC and eighth in the NFL in 2008, while his 4.9-yard average ranked first in the AFC, fourth in the NFL and sixth in franchise history.

Johnson also finished second on the team with 43 receptions for 260 yards, giving him a total of 1,488 scrimmage yards that ranked fifth in the AFC, 10th in the NFL and third in franchise history among rookies.

He was rewarded by being named to the Pro Bowl, joining Campbell (1978) to become the only franchise rookie running backs to be selected to the all-star game.

In his career at East Carolina University, Johnson rushed for 2,982 yards and recorded an additional 1,296 receiving yards. At the NFL Scouting Combine in February 2008, he posted the fastest 40-yard dash of any prospect with a time of 4.24 seconds.

Chris Johnson's 2009 Preseason Statistics:

	GP	GS	Att	Yds	Avg	Lg	TD	Rec	Yds	Avg	Lg	TD
2009	0	0	0	0	-	-	0	0	0	-	-	0

Johnson's Career Regular Season Statistics:

	GP	GS	Att	Yds	Avg	Lg	TD	Rec	Yds	Avg	Lg	TD
2008	15	14	251	1,228	4.9	66t	9	43	260	6.0	25	1
Totals	15	14	251	1,228	4.9	66t	9	43	260	6.0	25	1

**FRANCHISE ROOKIE RUSHING LEADERS**

Running back **Chris Johnson** led the Titans with 1,228 rushing yards during the 2008 regular season. He ranked third among all rookie rushers in the NFL.

With his effort, Johnson cracked the franchise's top three in rushing yards by a rookie. He trailed only **Earl Campbell**, who set the team rookie rushing record with 1,450 yards in 1978, and **Eddie George**, who accumulated 1,368 rushing yards in 1996.

Most rushing yards by a Titans/Oilers rookie:

Player	Season*	Yards
1. Earl Campbell	1978	1,450
2. Eddie George	1996	1,368
3. Chris Johnson	2008	1,228
4. Rodney Thomas	1995	947
5. Sid Blanks	1964	756

* 14-game seasons from 1960-77; 16 games in all other seasons listed

RB LENDALE WHITE

Running back **LenDale White**, a former second-round draft pick from USC, is entering his fourth NFL season in 2009.

In 2008, the Colorado native finished tied for first in the AFC and third in the NFL with 15 touchdowns, a mark that ranks second in team annals for rushing touchdowns in a season.

White registered his only 1,000-yard rushing season in 2007 after battling through various minor injuries to start all 16 games and finish eighth in the AFC with a team-best 1,110 rushing yards on 303 carries.

**LenDale White's 2009 Preseason Statistics:**

	GP	GS	Att	Yds	Avg	Lg	TD	Rec	Yds	Avg	Lg	TD
2009	0	0	0	0	-	-	0	0	0	-	-	0

White's Career Regular Season Statistics:

	GP	GS	Att	Yds	Avg	Lg	TD	Rec	Yds	Avg	Lg	TD
2006	13	0	61	244	4.0	26	0	14	60	4.3	13	0
2007	16	16	303	1,110	3.7	28	7	20	114	5.7	15	0
2008	16	2	200	773	3.9	80t	15	5	16	3.2	7	0
Totals	45	18	564	2,127	3.8	80t	22	39	190	4.9	15	0

Chris Johnson's career 100-yard rushing games:

Date	Opp	Att.	Yds.	Avg.	Lg	TD
10/19/08	at Kansas City	18	168	9.3	66t	1
12/7/08	Cleveland	19	136	7.2	33	1
11/27/08	at Detroit	16	125	7.8	58t	2
9/14/08	at Cincinnati	19	109	5.7	51	0

TOP 10 NFL RUSHERS IN 2008

Titans rookie running back **Chris Johnson** concluded the 2008 regular season ranked eighth in the NFL and third in the AFC with 1,228 rushing yards. Within the conference, only New York's **Thomas Jones** (1,312 yards) and Houston's **Steve Slaton** had a better total than Johnson.

Among rookies, Johnson was part of a talented class that featured three of the league's top 10. Slaton and Chicago's **Matt Forte** (1,238) were the other two members of the group.

2008 NFL rushing leaders:

Player, Team	Att	Yds	Avg	Lg	TD
1. Peterson, Min.	363	1,760	4.8	67t	10
2. Turner, Atl.	376	1,699	4.5	70	17
3. D. Williams, Car.	273	1,515	5.5	69t	18
4. Portis, Was.	342	1,487	4.3	31	9
5. Jones, NY-J	290	1,312	4.5	59t	13
6. *Slaton, Hou.	268	1,282	4.8	71t	9
7. *Forte, Chi.	316	1,238	3.9	50t	8
8. *C. Johnson, Ten.	251	1,228	4.9	66t	9
9. Grant, G.B.	312	1,203	3.9	57	4
10. Tomlinson, S.D.	292	1,110	3.8	45	11

* Rookie

MOST RUSHING TDs IN A SEASON

In 2008, Titans running back **LenDale White** scored 15 rushing touchdowns, moving into second place on the team's record list for rushing touchdowns in a season. Only **Earl Campbell** has rushed for more touchdowns in a season in team history, scoring 19 times in 1979.

Also in 2008, rookie **Chris Johnson** has cracked the Top 10 with nine rushing touchdowns.

Most rushing touchdowns in a season, franchise history:

Player	Season	Rushing TDs
1. Earl Campbell	1979	19
2. LenDale White	2008	15
3. Eddie George	2000	14
4. Earl Campbell	1978	13
Earl Campbell	1980	13
6. Earl Campbell	1983	12
Eddie George	2002	12
8. Earl Campbell	1981	10
Mike Rozier	1988	10
10. Chris Johnson	2008	9
Eddie George	1999	9
Allen Pinkett	1991	9

2008 NFL SCORING LEADERS

Titans running back **LenDale White** scored 15 rushing touchdowns in 2008, giving him 90 total points. Among non-kickers, White's scoring total tied for first place in the AFC and third in the NFL. He also tied for third in the NFL in rushing touchdowns.

2008 NFL leading scorers among non-kickers:

Player, Team	TD	Rush	Rec	Ret	2-pt	Pts
1. D. Williams, Car. (RB)	20	18	2	0	1	122
2. Turner, Atl. (RB)	17	17	0	0	0	102
3. Jacobs, NY-G (RB)	15	15	0	0	0	90
Jones, NY-J (RB)	15	13	2	0	0	90
White, Ten. (RB)	15	15	0	0	0	90
6. Jones-Drew, Jac. (RB)	14	12	2	0	0	84
Westbrook, Phi. (RB)	14	9	5	0	0	84
8. C. Johnson, Det. (WR)	12	0	12	0	1	74
9. Fitzgerald, Ariz (WR)	12	0	12	0	0	72
Forte, Chi. (RB)	12	8	4	0	0	72
P. Thomas, N.O. (RB)	12	9	3	0	0	72
Tomlinson, S.D. (RB)	12	11	1	0	0	72

LenDale White's career 100-yard games:

Date	Opp	Att.	Yds.	Avg.	Lg	TD
10/19/08	at Kansas City	17	149	8.8	80t	3
10/28/07	Oakland	25	133	5.3	27	0
12/9/07	San Diego	30	113	3.8	25	1
11/27/08	at Detroit	23	106	4.6	25	2
10/21/07	at Houston	27	104	3.9	28	1
12/23/07	N.Y. Jets	23	103	4.5	14	0
11/4/07	Carolina	31	100	3.2	12	1

TE ALGE CRUMPLER

In 2009, tight end **Alge Crumpler** enters his second season with the Titans and ninth NFL campaign. The four-time Pro Bowler signed with the Titans as a free agent during the 2008 offseason after spending his first seven years with the Atlanta Falcons.

During the 2008 season, Crumpler ranked sixth on the team with 24 receptions for 257 yards and one touchdown.

In Atlanta, he became the franchise's all-time leader among tight ends in career receptions (316) and career touchdown receptions (35).



Alge Crumpler's 2009 Preseason Statistics:

Team	GP	GS	Rec	Yds	Avg	Lg	TD
2009 Ten	0	0	0	0	-	-	0

Crumpler's Career Regular Season Statistics:

Team	GP	GS	Rec	Yds	Avg	Lg	TD
2001 Atl	16	12	25	330	13.2	57t	3
2002 Atl	16	9	36	455	12.6	33	5
2003 Atl	16	16	44	552	12.5	63	3
2004 Atl	14	14	48	774	16.1	49t	6
2005 Atl	16	16	65	877	13.5	48	5
2006 Atl	16	16	56	780	13.9	46	8
2007 Atl	14	10	42	444	10.6	55t	5
2008 Ten	15	15	24	257	10.7	28	1
Career	123	108	340	4,469	13.1	63	36

CRUMPLER FIRST IN AVG. PER RECEPTION

Among active NFL tight ends, Titans tight end **Alge Crumpler** ranks first in average yards per reception (minimum 200 receptions). He has a 13.1-yard average, leading names such as **Antonio Gates**, **Dallas Clark** and **Tony Gonzalez**.

Highest Average Yards Per Reception Among Active Tight Ends (minimum 200 career receptions):

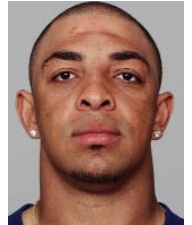
Player	Rec	Yds	Avg	Lg	TD
1. Alge Crumpler	340	4,469	13.1	63	36
2. Antonio Gates	400	5,066	12.7	72t	51
3. Marcus Pollard	349	4,280	12.3	86t	40
4. Dallas Clark	256	3,082	12.0	80t	31
5. Tony Gonzalez	916	10,940	11.9	73t	76
6. Jason Witten	429	4,935	11.5	53	25
7. Todd Heap	374	4,300	11.5	48	30
8. Desmond Clark	303	3,434	11.3	52	25
9. Billy Miller	200	2,248	11.2	57	10
10. Kellen Winslow	219	2,459	11.2	49	11

TE BO SCAIFE

In 2009, tight end **Bo Scaife** enters his fifth season with the Titans since being selected out of the University of Texas in the sixth round of the 2005 NFL Draft.

During the 2008 season, Scaife led the Titans and set a career high with 58 receptions for 561 yards and two touchdowns. His reception total ranked fifth in the AFC and seventh in the NFL among tight ends.

Scaife led the team's tight ends in receiving in each of the 2006 and 2007 seasons. In 2007, he set a then-career high with 46 receptions for 421 yards, ranking eighth in the AFC (14th in NFL) in receptions among tight ends.



BoScaife's 2009 Preseason Statistics:

GP	GS	Rec	Yds	Avg	Lg	TD
2009	0	0	0	0	-	0

Scaife's Career Regular Season Statistics:

GP	GS	Rec	Yds	Avg	Lg	TD	
2005	16	5	37	273	7.4	19	2
2006	14	12	29	370	12.8	34	2
2007	16	15	46	421	9.2	26	1
2008	16	7	58	561	9.7	44	2
Career	62	39	170	1,625	9.6	44	7

RECEPTIONS BY TIGHT ENDS IN 2008

Among NFL tight ends during the 2008 regular season, **Bo Scaife** ranked seventh in the NFL and fifth in the AFC with a career-high 58 receptions.

Most receptions by NFL tight ends in 2008:

Player	Team	Rec	Yds	Avg	Lg	TD
1. Tony Gonzalez	KC	96	1,058	11.0	35	10
2. Chris Cooley	Was	83	849	10.2	28	1
3. Jason Witten	Dal	81	952	11.8	42	4
4. Dallas Clark	Ind	77	848	11.0	33	6
5. Owen Daniels	Hou	70	862	12.3	35	2
6. Antonio Gates	SD	60	704	11.7	34	8
7. Bo Scaife	Ten	58	561	9.7	44	2
8. Zach Miller	Oak	56	778	13.9	63t	1
9. John Carlson	Sea	55	627	11.4	33	5
10. Greg Olsen	Chi	54	574	10.6	52	5

WR JUSTIN GAGE

Wide receiver **Justin Gage** played his second season with the Titans and sixth NFL season in 2008. Since being added to the roster as an unrestricted free agent in 2007, he has responded with career-best production.

During the 2008 regular season, Gage played in 12 games and led the Titans with 651 receiving yards and a career-high six touchdown receptions. His 34 receptions ranked fourth on the team and were the second-highest total of his career.

Gage, who was a fifth-round draft choice in 2003 and spent the first four seasons of his career with the Chicago Bears, led the Titans in 2007 with a career-high 750 receiving yards. His 55 receptions also set a career high and tied for the team lead.

**Justin Gage's 2009 Preseason Statistics:**

	Team	GP	GS	Rec	Yds	Avg	Lg	TD
2009	Ten	0	0	0	0	-	-	0

Gage's Career Regular Season Statistics:

	Team	GP	GS	Rec	Yds	Avg	Lg	TD
2003	Chi	10	3	17	338	19.9	57	2
2004	Chi	16	2	12	156	13.0	32	0
2005	Chi	15	11	31	346	11.2	25	2
2006	Chi	8	0	4	68	17.0	34	0
2007	Ten	16	8	55	750	13.6	73	2
2008	Ten	12	11	34	651	19.1	56t	6
Totals		77	35	153	2,309	15.1	73	12

Justin Gage's career 100-yard games:

Date	Opp	No.	Yds.	Avg.	Lg	TD
11/16/08	at Jacksonville	4	147	36.8	56t	2
1/10/09	Baltimore *	10	135	13.5	24	0
12/30/07	at Indianapolis	7	104	14.9	21	0
12/21/08	Pittsburgh	5	104	20.8	34t	1
11/30/03	Arizona	4	100	25.0	57	0

* Playoff game

2008 RECEIVING AVERAGE LEADERS

With a 19.1-yard receiving average during the 2008 regular season (651 yards on 34 receptions), Titans wide receiver **Justin Gage** ranked third in the NFL in receiving average, trailing only **Devery Henderson** (24.8) and **Bernard Berrian** (20.1).

2008 NFL receiving average leaders (minimum 32 receptions):

Player	Team	Rec.	Yards	Avg.
1. Devery Henderson	NO	32	793	24.8
2. Bernard Berrian	Min	48	964	20.1
3. Justin Gage	Ten	34	651	19.1
4. Vincent Jackson	SD	59	1098	18.6
5. Steve Smith	Car	78	1421	18.2
6. Calvin Johnson	Det	78	1331	17.1
7. Mark Clayton	Bal	41	695	17.0
8. Marques Colston	NO	47	760	16.2
9. Greg Jennings	GB	80	1292	16.2
10. Lee Evans	Buf	63	1017	16.1

RECEPTIONS FOR FIRST DOWNS SINCE 2007

Since joining the Titans in 2007 as an unrestricted free agent from the Chicago Bears, wide receiver **Justin Gage** ranks second in the NFL in percentage of receptions for first downs.

Highest percentage of receptions for first downs since the start of the 2007 season (qualifiers -- 40 receptions):

Player	Rec.	First Downs	First Pct.
1. Devery Henderson	52	43	82.7
2. Justin Gage	89	73	82.0
3. Sidney Rice	46	37	80.4
4. Vincent Jackson	100	80	80.0
5. Brandon Stokley	89	69	77.5
6. Ernest Wilford	48	37	77.1
7. Santonio Holmes	107	82	76.6
8. Chad Johnson	146	110	75.3
9. Nate Burleson	55	41	74.5
10. Braylon Edwards	135	99	73.3


WR NATE WASHINGTON

Wide receiver **Nate Washington** was signed by the Titans as an unrestricted free agent during the 2009 offseason after spending his first four NFL seasons with the Pittsburgh Steelers.

The 6-1, 185-pounder appeared in 49 games with seven starts during his four seasons in Pittsburgh, where he collected 104 receptions for 1,705 yards and 12 touchdowns. He led the Steelers in yards per catch in two of his last three seasons there.

In 2008, Washington set career highs with 40 catches and 631 receiving yards, while also scoring three touchdowns.

Originally signed by the Steelers as an undrafted free agent from Tiffin University in 2005, he enjoyed a breakout season in 2006 when he led the AFC with a 17.8-yard per reception average.

**Nate Washington's 2009 Preseason Statistics:**

	Team	GP	GS	Rec	Yds	Avg	Lg	TD
2009	Ten	0	0	0	0	-	-	0

Washington's Career Regular Season Statistics:

	Team	GP	GS	Rec	Yds	Avg	Lg	TD
2005	Pit	1	0	0	0	-	-	0
2006	Pit	16	2	35	624	17.8	49t	4
2007	Pit	16	4	29	450	15.5	40	5
2008	Pit	16	1	40	631	15.8	65t	3
Totals		49	7	104	1,705	16.4	65t	12

RECEIVING AVERAGE LEADERS SINCE 2006

Wide receiver **Nate Washington** saw significant playing time for the first time in his career in 2006 after playing in just one game as a rookie. Since that time, he is among the NFL leaders in receiving average.

Washington currently ranks sixth in the league since the start of the 2006 season with a 16.4 yards-per-reception average (qualifiers have a minimum of 60 receptions).

NFL leaders in receiving average, 2006-08 (minimum 60 receptions):

Player	Rec.	Yards	Avg.
1. Devery Henderson	84	1947	23.2
2. Vincent Jackson	127	2174	17.1
3. Joey Galloway	132	2209	16.7
4. Santonio Holmes	156	2587	16.6
5. Calvin Johnson	126	2087	16.6
6. Nate Washington	104	1705	16.4
7. Antonio Bryant	123	1981	16.1
8. Greg Jennings	178	2844	16.0
9. Bernard Berrian	170	2690	15.8
10. Justin Gage	93	1469	15.8

DE JEVON KEARSE

Defensive end **Jevon Kearse** is entering his 11th NFL season and seventh campaign in a Titans uniform. He was re-signed by the Titans in March 2008, re-uniting the three-time Pro Bowler with the club that drafted him in 1999.

The former first-round draft choice spent the previous four years in Philadelphia after beginning his career with the Titans.

In 2008, Kearse was the team's only defensive lineman to start all 16 games. His statistics included 48 tackles, 3.5 sacks, 19 quarterback pressures, seven tackles for loss, four passes defended and three forced fumbles.

Kearse, who earned the nickname "The Freak" at the University of Florida, led his team in sacks in six of his first seven NFL seasons. He won the Associated Press NFL Defensive Rookie of the Year Award in 1999 after setting a rookie record with 14.5 sacks.

**Jevon Kearse's 2009 Preseason Statistics:**

	G/S	Tackles	Sack	TFL	QBP	Int	PD	FF	FR
2009	0/0	0	0.0	0	0	0	0	0	0

Kearse's Career Regular Season Statistics (2004-07 with Philadelphia):

	G/S	Tackles	Sack	TFL	QBP	Int	PD	FF	FR
1999	16/16	85	14.5	9	18	0	6	10	1
2000	16/16	84	11.5	6	19	0	6	4	0
2001	16/16	64	10.0	5	27	0	3	5	0
2002	4/1	11	2.0	0	4	0	0	0	0
2003	14/14	67	9.5	3	19	1	1	4	0
2004	14/14	43	7.5	NA	21	0	6	2	1
2005	15/15	60	7.5	NA	18	0	6	3	0
2006	2/2	5	3.5	NA	3	0	0	1	0
2007	14/8	25	3.5	NA	2	0	1	0	1
2008	16/16	48	3.5	7	19	0	4	3	0
Career	127/118	492	73.0	NA	150	1	33	32	3

FRANCHISE SACK LEADERS

With defensive ends **Jevon Kearse** and **Kyle Vanden Bosch**, Tennessee's 2009 roster includes two players in the team's all-time Top 10 in quarterback sacks. Kearse is in sixth place on the list, while Vanden Bosch is ninth.

Franchise all-time sack leaders:

Player	Years	Career Sacks*
1. Elvin Bethea	1968-83	105.0
2. Ray Childress	1985-95	74.5
3. Jesse Baker	1979-87	66.0
4. William Fuller	1986-93	59.0
5. Sean Jones	1988-93	57.5
6. Jevon Kearse	1999-03, 2008	51.0
7. Robert Brazile	1975-84	48.0
8. Ted Washington	1973-82	45.0
9. Kyle Vanden Bosch	2005-08	35.5
10. Curley Culp	1966-72	31.0

* Sacks did not become an official NFL statistic until 1982. Vanden Bosch and Kearse are ranked higher on the official list from the Elias Sports Bureau.


DE KYLE VANDEN BOSCH

Defensive end **Kyle Vanden Bosch** is entering his fifth season with the Titans and ninth overall NFL season in 2009.

During the 2008 regular season, the two-time Pro Bowler (2005 and 2007) was limited to playing in 10 games due to a groin injury. His season totals included 46 tackles, 4.5 sacks, 18 quarterback pressures, three forced fumbles and two fumble recoveries.

In his first three seasons in Tennessee, he started every game and led the team in sacks each season.

The former second-round draft choice spent the first four seasons of his career with the Arizona Cardinals.

**Kyle Vanden Bosch's 2009 Preseason Statistics:**

	G/S	Tackles	Sack	TFL	QBP	Int	PD	FF	FR
2009	0/0	0	0.0	0	0	0	0	0	0

Vanden Bosch's Career Regular Season Statistics (2001-04 with Arizona):

	G/S	Tackles	Sack	TFL	QBP	Int	PD	FF	FR
2001	3/3	12	1.0	0	1	0	1	0	1
2002	16/16	66	4.0	8	9	0	0	0	1
2003	Injured Reserve								
2004	16/1	15	0.0	0	1	0	0	0	0
2005	16/16	100	12.5	8	15	0	0	4	1
2006	16/16	118	6.5	4	30	0	0	1	0
2007	16/16	115	12.0	6	22	0	2	4	0
2008	10/10	46	4.5	0	18	0	0	3	2
Career	93/78	471	40.5	26	98	0	3	12	5

DT TONY BROWN

Defensive tackle **Tony Brown** is entering his fifth NFL season, his fourth with the Titans and third as a full-time starter. He was a midseason free agent addition during the 2006 campaign.

The Chattanooga native set career highs in 2008 in quarterback pressures (24) and tackles for loss (10) and tied a career high in sacks (4.0).

Prior to his arrival in Tennessee, he gained experience with the Carolina Panthers, Miami Dolphins and San Francisco 49ers. He also spent part of 2006 in NFL Europe, where he earned league Co-Defensive MVP honors.

Brown was originally signed as an undrafted free agent out of the University of Memphis by the Panthers in 2003.

**Tony Brown's 2009 Preseason Statistics:**

	G/S	Tackles	Sack	TFL	QBP	Int	PD	FF	FR
2009	0/0	0	0.0	0	0	0	0	0	0

Brown's Career Regular Season Statistics (2003 Carolina and Miami; 2004 San Francisco; 2006 Carolina and Tennessee; 2007-09 Tennessee):

	G/S	Tackles	Sack	TFL	QBP	Int	PD	FF	FR
2003	0/0	0	0.0	0	0	0	0	0	0
2004	16/4	27	1.0	5	0	0	3	0	0
2006	13/2	51	1.5	4	13	0	0	0	2
2007	16/16	83	4.0	4	22	0	5	1	0
2008	15/15	73	4.0	10	24	0	4	0	2
Career	60/37	234	10.5	23	59	0	12	1	4

LB KEITH BULLUCK

Linebacker **Keith Bulluck**, the franchise's third all-time leading tackler, is entering his 10th NFL season since being selected out of Syracuse in the first round of the 2000 NFL Draft.

The 2008 season was the seventh consecutive year Bulluck started every game and surpassed 100 tackles. He is the third player in team history to reach 1,000 career tackles.

During the 2008 regular season, Bulluck led the team with 120 tackles. It was the sixth time in seven seasons as a full-time starter that Bulluck led the squad. Additionally, his statistics included a half sack, eight tackles for loss, two quarterback pressures, six passes defended, one fumble recovery and a blocked punt and recovery for a touchdown.

With 180 tackles in 2002 – the most by any member of the organization since 1986 – and 171 tackles in both 2003 and 2004, he became the first player since Gregg Bingham (1979-81) to record more than 170 tackles in three consecutive seasons. He was named second-team Associated Press All-Pro in 2002 and then was named first-team All-Pro and earned his first trip to the Pro Bowl in 2003.

**BULLUCK THIRD IN FRANCHISE TACKLES**

Outside linebacker **Keith Bulluck** ranks third in team annals behind **Gregg Bingham** (1,970) and **Robert Brazile** (1,281) for most tackles in franchise history.

Most tackles by a member of the franchise (since 1974):

Player (Position)	Seasons	Tackles
1. Gregg Bingham (LB)	1973-84	1,970
2. Robert Brazile (LB)	1975-84	1,281
3. Keith Bulluck (LB)	2000-08	1,147
4. Ted Washington (LB)	1973-82	907
5. Al Smith (LB)	1987-96	877
6. John Grimsley (LB)	1984-90	836
7. Blaine Bishop (S)	1993-01	788
8. Ray Childress (DL)	1985-95	784
9. Steve Kiner (LB)	1974-78	738
10. Marcus Robertson (S)	1991-00	700

100-TACKLE SEASONS

In 2008, linebacker **Keith Bulluck** achieved his seventh consecutive season with 100 or more tackles. Since entering the starting lineup at the start of the 2002 season, he has not missed a single game and has eclipsed the 100-tackle mark in every campaign.

Since 1979, Bulluck is the franchise leader in consecutive seasons with 100 or more tackles. His seven 100-tackle seasons are one more than second-place **Gregg Bingham**, who notched 100 stops for five consecutive non-strike seasons from 1979-84 (the 1982 season was shortened to nine games due to strike).

Tackles are not considered an official NFL statistic. The Titans use tackle figures based on coaches' review of game film.

Most consecutive 100-tackle seasons by Oilers/Titans since 1979*:

Player	Pos	Seasons	Total
1. Keith Bulluck	LB	2002-08	7
2. Gregg Bingham	LB	1979-84*	5
3. Robert Abraham	LB	1983-86	4
4. Kyle Vanden Bosch	DE	2005-07	3
Blaine Bishop	S	1998-00	3
Al Smith	LB	1990-92	3
Robert Brazile	LB	1979-81	3
Vernon Perry	S	1979-81	3

* Strike-shortened 1982 season not included.

CONSECUTIVE STARTS BY LINEBACKERS

Keith Bulluck recorded his 100th consecutive start at linebacker on Sept. 21, 2008 against the Houston Texans. He became the third linebacker in team history to accomplish the feat, joining **Robert Brazile** (147) and **Gregg Bingham** (134). Bulluck ranks third on the team's all-time list for consecutive starts by players at the linebacker position.

Most consecutive games started by franchise linebackers:

Player	Seasons	Consecutive Starts
1. Robert Brazile	1975-84	147
2. Gregg Bingham	1973-81	134
3. Keith Bulluck	2001-08	113

Additionally, Bulluck carries the fourth-longest starting streak among active NFL linebackers, trailing only **Derrick Brooks** (free agent), Washington's **London Fletcher** and Dallas' **Keith Brooking**.

Longest active consecutive start streaks among NFL linebackers:

Player	Team	Consecutive Starts
1. Derrick Brooks	Free Agent	208
2. London Fletcher	Washington	135
3. Keith Brooking	Dallas	128
4. Keith Bulluck	Tennessee	113



LB DAVID THORNTON

Left outside linebacker **David Thornton** is entering his eighth NFL season and his fourth season with the Titans in 2009. He played his first four professional seasons with the Indianapolis Colts.

In 2008, he started 15 games and tied for third on the team with 93 tackles. He added seven tackles for loss, four passes defended and three forced fumbles. For his efforts on and off the field, he was named the team's Walter Payton Man of the Year.

In his first seven NFL campaigns, he missed a total of just two games, and his teams qualified for the playoffs six times.

The former walk-on at North Carolina originally was selected in the fourth round of the 2002 NFL Draft by the Colts. He joined the Titans as an unrestricted free agent in 2006.

The former fourth-round draft choice out of North Carolina played four seasons in Indianapolis before joining the Titans as an unrestricted free agent in 2006.

**David Thornton's 2009 Preseason Statistics:**

Year	G/S	Tackles	Sack	TFL	QBP	Int	PD	FF	FR
2009	0/0	0	0.0	0	0	0	0	0	0

Thornton's Career Regular Season Statistics (2002-05 with Indianapolis):

	G/S	Tackles	Sack	TFL	QBP	Int	PD	FF	FR
2002	15/0	42	0.0	-	1	0	0	0	0
2003	16/16	158	1.0	-	-	2	2	0	0
2004	16/15	98	0.0	-	4	1	0	2	0
2005	16/16	96	2.0	-	-	0	3	2	0
2006	16/13	122	0.0	0	1	0	6	2	0
2007	16/16	140	1.0	9	1	2	6	1	1
2008	15/15	93	0.0	7	0	0	4	3	0
Career	110/91	749	4.0	-	-	5	21	10	1

LB STEPHEN TULLOCH

Stephen Tulloch is entering his fourth NFL season in 2009, his first year as the incumbent starter at middle linebacker.

A core special teams performer in his first two NFL seasons, Tulloch earned a career-high 12 starts in 2008 and ranked second on the team with 98 tackles.

The former N.C. State product was selected with the team's second pick of the fourth round (116th overall) in the 2006 NFL Draft.

**Stephen Tulloch's 2009 Preseason Statistics:**

Year	G/S	Tackles	Sack	TFL	QBP	Int	PD	FF	FR
2009	0/0	0	0.0	0	0	0	0	0	0

Tulloch's Career Regular Season Statistics:

	G/S	Tackles	Sack	TFL	QBP	Int	PD	FF	FR
2006	16/3	37	0.5	2	0	1	2	0	0
2007	16/1	36	0.0	1	0	0	0	0	0
2008	16/12	98	1.0	4	0	0	2	0	2
Career	48/16	171	1.5	7	0	1	4	0	2


CB CORTLAND FINNEGAN

Cornerback **Cortland Finnegan**, a former late-round draft choice from Samford, is entering his fourth NFL season and third as a starter.

In 2008, Finnegan was named to his first career Pro Bowl and earned Associated Press All-Pro honors. He started all 16 regular season games for the second consecutive year and tied for sixth in the NFL (tied for fourth in AFC) with a career-high five interceptions, including a franchise-record 99-yard touchdown return.

Although undersized, the feisty cornerback has been durable, participating in every game through his first three pro seasons. As a rookie in 2006, he mostly was used in nickel and dime packages. He won a starting job at the beginning of 2007 and has been in the lineup ever since.

Finnegan, a native of Milton, Fla., was selected by the Titans in the seventh round in the 2006 NFL Draft.

**Cortland Finnegan's 2009 Preseason Statistics:**

	G/S	Tackles	Sack	TFL	QBP	Int	PD	FF	FR
2009	0/0	0	0.0	0	0	0	0	0	0

Finnegan's Career Regular Season Statistics:

	G/S	Tackles	Sack	TFL	QBP	Int	PD	FF	FR
2006	16/2	57	2.0	1	3	0	7	1	1
2007	16/16	109	1.0	1	1	1	16	0	0
2008	16/16	79	1.0	2	2	5	20	0	0
Career	48/34	245	4.0	4	6	6	43	1	1

CB NICK HARPER


Cornerback **Nick Harper**, the senior-most member of the starting secondary, is in his ninth NFL season and third campaign with the Titans in 2009.

Harper, who joined the Titans after spending the first six years of his NFL career with the Indianapolis Colts, was signed as an unrestricted free agent during the 2007 offseason.

In 2008, he played in 13 games and contributed 80 tackles (sixth on team), two interceptions (fourth), 17 passes defended (second) and one forced fumble. His tackles in 2008 matched his 2007 total for the second highest sum of his career.

During his tenure in Indianapolis, Harper played in 89 games with 60 starts and registered 15 interceptions. He was a key component in helping the franchise win Super Bowl XL.

Prior to joining the Colts, Harper played for the Hamilton Tiger-Cats of the Canadian Football League in 2000. He was originally signed in the NFL as a free agent by the Indianapolis Colts in 2001.

**Nick Harper's 2009 Preseason Statistics:**

	G/S	Tackles	Sack	TFL	QBP	Int	PD	FF	FR
2009	0/0	0	0.0	0	0	0	0	0	0

Harper's Career Regular Season Statistics (2001-06 with Indianapolis):

	G/S	Tackles	Sack	TFL	QBP	Int	PD	FF	FR
2001	13/2	23	0.0	-	-	2	10	0	1
2002	16/1	51	0.0	-	-	0	8	0	0
2003	16/13	94	0.0	-	-	4	11	0	0
2004	14/14	75	0.0	-	-	3	5	0	1
2005	15/15	67	0.0	-	-	3	12	0	1
2006	15/15	73	0.0	-	-	3	11	0	0
2007	14/14	80	0.0	0	3	3	14	1	1
2008	13/12	80	0.0	1	0	2	17	1	0
Career	116/86	543	0.0	0	3	20	88	2	4

S MICHAEL GRIFFIN

Free safety **Michael Griffin** enters his third NFL season in 2009.

In 2008, the former first-round pick was named to the Pro Bowl after starting all 16 games for the first time. He led the team with seven interceptions, a total that tied for the 11th-best figure in team history and ranked second in the NFL in 2008 behind only Baltimore's **Ed Reed** (nine). Griffin's totals also included 81 tackles, one sack, and 17 special teams stops (second on team).

A product of the University of Texas, he was selected by the Titans with the 19th overall pick in the 2007 NFL Draft and stepped into the starting lineup midway through his rookie season.

**Michael Griffin's 2009 Preseason Statistics:**

	G/S	Tackles	Sack	TFL	QBP	Int	PD	FF	FR
2009	0/0	0	0.0	0	0	0	0	0	0

Griffin's Career Regular Season Statistics:

	G/S	Tackles	Sack	TFL	QBP	Int	PD	FF	FR
2007	16/10	49	0.0	1	0	3	8	1	0
2008	16/16	81	1.0	2	2	7	12	1	0
Career	32/26	130	1.0	3	2	10	20	2	0

GRIFFIN'S CAREER OFF TO SENSATIONAL START

Michael Griffin has made an instant impact since being selected by the Titans in the first round of the 2007 NFL Draft. In particular, the Pro Bowler's 10 interceptions in his first two years place him in an elite group of NFL safeties.

Griffin ranks tied for second in number of interceptions in the first 32 games of a safety's career since the start of the 1998 season. Among all NFL safeties whose rookie seasons occurred in 1998 or later, only **Ed Reed** (12 interceptions from 2002-03) produced more interceptions in his first 32 games than Griffin, who tied with **Brian Russell** (10 from 2002-03) for second.

Last season, Griffin finished tied for second in the NFL with a team-best seven interceptions. He collected three interceptions in 2007, the most by a Titans/Oilers rookie safety since Bubba McDowell recorded four in 1989.

Most Interceptions by Safeties In First 32 Games, 1998-08:

Player	Team	Interceptions in First 32 NFL Games
1. Ed Reed	BAL	12
2. Michael Griffin	TEN	10
Brian Russell	MIN	10

**2008 NFL INTERCEPTION LEADERS**

Three players in the Titans secondary were near the top of the NFL's leaderboard in interceptions during the 2008 regular season. Safety **Michael Griffin** paced the team and shared second place in the NFL with seven interceptions. Cornerback **Cortland Finnegan** tied for sixth place in the league with five interceptions. Safety **Chris Hope** recorded four interceptions, placing him in a 16-way tie for 14th in the NFL.

2008 NFL Interception Leaders:

Player	Team	Int	Yds	Avg	Lg	TD
1. Ed Reed	Bal	9	264	29.3	107t	2
2. Nick Collins	GB	7	295	42.1	62t	3
Michael Griffin	Ten	7	172	24.6	83t	1
Troy Polamalu	Pit	7	59	8.4	23	0
Charles Woodson	GB	7	169	24.1	62t	2
6. Oshiomogho Atogwe	StL	5	91	18.2	43	0
Jason David	NO	5	83	16.6	42	0
Cortland Finnegan	Ten	5	100	20.0	99t	1
Andre' Goodman	Mia	5	53	10.6	55	0
DeAngelo Hall	Oak-Was	5	37	7.4	21	0
Brandon McDonald	Cle	5	146	29.2	98	1
Darrelle Revis	NYJ	5	38	7.6	32t	1
Tramon Williams	GB	5	78	15.6	39	0
14. (16 players tied with four interceptions, including Titans S Chris Hope)						


S CHRIS HOPE

In 2009, strong safety **Chris Hope** enters his eighth NFL season and fourth campaign with the Titans.

A former third-round draft choice with the Pittsburgh Steelers, Hope has been widely considered the leader of the Titans secondary since signing as an unrestricted free agent in 2006.

In 2008, he triumphantly returned to the field after finishing the 2007 season on injured reserve with a neck injury. He subsequently produced one of the best seasons of his career and was named to the Pro Bowl after starting every game and recording four interceptions (tied for eighth in the AFC) and 93 tackles (tied for third on team). His teammates rewarded his perseverance by naming him the team's 2008 Ed Block Courage Award winner.

In 2006, Hope led all NFL strong safeties with 128 tackles (career-high) and his career-high five interceptions tied for first place among players at his position.

**Chris Hope's 2009 Preseason Statistics:**

	G/S	Tackles	Sack	TFL	QBP	Int	PD	FF	FR
2009	0/0	0	0.0	0	0	0	0	0	0

Hope's Career Regular Season Statistics (2002-05 with Pittsburgh):

	G/S	Tackles	Sack	TFL	QBP	Int	PD	FF	FR
2002	14/0	11	0.0	-	-	0	0	1	0
2003	16/0	11	0.0	-	-	0	1	1	1
2004	16/16	97	0.0	-	-	1	9	1	0
2005	16/16	97	0.0	-	-	3	7	1	1
2006	16/16	128	0.0	0	0	5	15	0	1
2007	11/11	60	0.0	0	2	2	4	0	1
2008	16/16	93	1.0	3	0	4	8	0	0
Career	105/75	497	1.0	-	-	15	44	4	4

K ROB BIRONAS

Titans kicker Rob Bironas is entering his fifth NFL season. The club's fourth-all-time leading scorer received a multi-year contract extension early in the 2009 offseason.

Bironas has positioned his name among some of the franchise's all-time greats at the position. The 2007 Pro Bowl and Associated Press All-Pro selection owns or shares numerous club records, including longest field goal (60 yards), most field goals in a game (eight, also an NFL record), most consecutive games with a field goal (19) and most consecutive field goals (20, tied Al Del Greco).

In his first four seasons, Bironas made seven game-winning field goals, a total that put him second in club annals behind Del Greco (10).

In 2008, Bironas was second in the AFC and seventh in the NFL in scoring. He made 29 out of his 33 field goal attempts and all 40 of his extra point attempts to give him 127 total points, the fourth-highest scoring total in franchise history. He made 16 field goals of 40 or more yards to set a team record. On kickoffs, Bironas tied for first in the AFC and second in the NFL with 22 touchbacks.

The former Arena Football League kicker and part-time security guard originally signed in the NFL with the Green Bay Packers as a free agent in 2002.

Rob Bironas' 2009 Preseason Statistics:

	GP	FGM	FGA	Pct	XPM	XPA	Pts
2009	0	0	0	-	0	0	0

Bironas' Career Regular Season Statistics:

	GP	FGM	FGA	Pct	XPM	XPA	Pts
2005	16	23	29	79.3	30	32	99
2006	16	22	28	78.6	32	32	98
2007	16	35	39	89.7	28	28	133
2008	16	29	33	87.9	40	40	127
Career	64	109	129	84.5	130	132	457

SEASON SCORING LEADERS

Kicker **Rob Bironas** placed seventh in the NFL in 2008 with 127 points, a total that ranks fourth in franchise history for points in a single season.

Bironas now owns two of the top five scoring seasons in team annals. In 2007, he registered the second-highest point total in club history, collecting 133 points.

Most points in a single season, franchise history (top five all kickers):

Player	Season	Extra Points		Field Goals		Total Points
		Made	Att	Made	Att	
1. Al Del Greco	1998	28	28	36	39	136
2. Rob Bironas	2007	28	28	35	39	133
3. Al Del Greco	1996	35	35	32	38	131
4. Rob Bironas	2008	40	40	29	33	127
5. Al Del Greco	1993	39	40	29	34	126
6. Gary Anderson	2003	42	42	27	31	123

2008 NFL TOUCHBACK LEADERS

In addition to his success kicking field goals, **Rob Bironas** also contributes to the team with his ability to record touchbacks on kickoffs. Bironas was tied for second place in the NFL during the 2008 regular season with a career-high 22 touchbacks on 84 kickoffs.

2008 NFL leaders in touchbacks on kickoffs:

Player	Team	Kickoffs	Touchbacks	TB Pct.
1. Rhys Lloyd	Car	88	30	34.1
2. Rob Bironas	Ten	84	22	26.2
Sebastian Janikowski	Oak	65	22	33.8
Olindo Mare	Sea	69	22	31.9
5. Matt Prater	Den	82	19	23.2

TOP FIELD GOAL PERCENTAGE, NFL HISTORY

In 2008, Titans kicker **Rob Bironas** moved into the NFL's all-time top 10 in field goal percentage.

To qualify in the NFL record books in the category of highest career field goal percentage, a kicker is required to have a minimum of 100 made field goals. **Mike Vanderjagt** is the league's all-time leader at 86.5 percent.

Highest field goal percentage in NFL history (min. 100 field goals):

Player	Made	Att	Pct
1. Mike Vanderjagt	230	266	86.5
2. Nate Kaeding	118	137	86.1
3. Robbie Gould	110	128	85.9
4. Shayne Graham	173	202	85.6
5. Rob Bironas	109	129	84.5
6. Matt Stover	462	552	83.7
7. Phil Dawson	212	256	82.8
8. Jeff Reed	162	196	82.7
9. John Carney	460	557	82.6
10. Ryan Longwell	296	360	82.2

FRANCHISE LEADING SCORERS

In Week 16 of the 2008 regular season, Titans kicker **Rob Bironas** surpassed former Oilers running back **Eddie George** (450 career points) for fourth place on the franchise's all-time scoring list.

Franchise Career Scoring Leaders:

Player	Years	TD	Rush	Rec.	Ret.	FG	PAT	Points
1. Al Del Greco	1991-00	0	0	0	0	246	322	1,060
2. George Blanda	1960-66	4	4	0	0	91	301	598
3. Tony Zendejas	1985-90	0	0	0	0	117	197	548
4. Rob Bironas	2005-08	0	0	0	0	109	128	457
5. Eddie George	1996-03	74	64	10	0	6	6	450
6. Earl Campbell	1978-84	73	73	0	0	0	0	438
7. Toni Fritsch	1977-81	0	0	0	0	81	149	392
8. Skip Butler	1972-77	0	0	0	0	70	120	330
9. Charlie Hennigan	1960-66	51	0	51	0	0	0	306
10. Ken Burrough	1971-81	48	1	47	0	0	0	288
Ernest Givins	1986-94	48	1	46	1	0	0	288
Haywood Jeffires	1987-95	47	0	47	0	0	6	288



P CRAIG HENTRICH

Punter **Craig Hentrich** enters in his 16th NFL season and 12th with the Titans in 2009. He was signed to a contract extension early in the 2009 offseason.

During his career, the two-time Pro Bowler has punted more times than any other player in team history, and his punting average ranks second in club history behind only **Greg Montgomery**. Only three players in team history – **Bruce Matthews**, **Elvin Bethea** and **Brad Hopkins** – have appeared in more games with the club than Hentrich.

In addition to being the franchise's all-time punting leader, Hentrich is in the NFL's all-time top 10 in both career punts and games played by a punter.

In 2008, Hentrich punted 87 times for 3,725 yards, a 42.8-yard average with a net of 36.5. He placed 27 punts inside the opponents' 20-yard line.

Hentrich signed with Tennessee as an unrestricted free agent in 1998 after five seasons in Green Bay, where he was a member of Green Bay's Super Bowl XXXI Championship team. He was originally an eighth-round draft choice (200th overall) of the New York Jets in 1993.

**Craig Hentrich's 2009 Preseason Statistics:**

	GP	No.	Yds.	Avg.	Lg	TB	In20	Net
2009	0	0	0	-	-	0	0	-

Craig Hentrich's Career Regular Season Statistics (1994-97 with Green Bay):

	GP	No.	Yds.	Avg.	Lg	TB	In20	Net
1994	16	81	3,351	41.4	70	10	24	35.5
1995	16	65	2,740	42.2	61	7	26	34.6
1996	16	68	2,886	42.4	65	9	28	36.3
1997	16	75	3,378	45.0	65	21	26	36.0
1998	16	69	3,258	47.2	71	11	18	39.2
1999	16	90	3,824	42.5	78	3	35	38.1
2000	16	76	3,101	40.8	67	9	33	36.3
2001	16	85	3,567	42.0	70	8	28	37.0
2002	16	65	2,725	41.9	56	5	28	33.9
2003	16	71	3,117	43.9	58	8	26	37.8
2004	16	73	3,117	42.7	64	8	20	38.0
2005	16	78	3,371	43.2	59	14	21	37.8
2006	16	88	3,760	42.7	73	10	32	37.3
2007	15	70	2,939	42.0	66	6	24	36.5
2008	16	87	3,725	42.8	75	13	27	36.5
Career	239	1,141	48,859	42.8	78	142	396	36.8

**NFL'S ALL-TIME PUNTING LEADERS**

In addition to being the franchise's all-time punting leader, **Craig Hentrich** tied **Rohn Stark** (1,141 career punts) for seventh place in NFL history in career punts at Indianapolis on Dec. 28, 2008.

Among active punters, Hentrich ranks second in career punts. Only **Jeff Feagles** of the New York Giants has more.

Players with 1,000 career punts, NFL history (active players in italics):

Player	Games	Punts	Avg	TB	In20	Net
1. <i>Jeff Feagles</i>	336	1,649	41.6	125	531	35.9
2. Sean Landeta	284	1,401	43.3	166	381	35.3
3. Lee Johnson	259	1,226	42.4	142	318	35.2
4. Chris Gardocki	244	1,177	42.8	103	322	35.7
5. Dave Jennings	205	1,154	41.2	*97	*232	*34.4
6. Chris Mohr	239	1,152	40.4	87	281	35.4
7. Craig Hentrich	239	1,141	42.8	142	396	36.8
Rohn Stark	233	1,141	43.4	133	272	35.2
9. Bryan Barker	238	1,132	42.1	108	326	35.6
10. Mark Royals	224	1,116	42.1	103	286	34.5

* Statistic not tracked for entire career (since 1976)

FRANCHISE PUNTING LEADERS**Highest career gross punting average, franchise history:**

Avg.	Player	Seasons
43.6	Greg Montgomery	1988-93
42.8	Craig Hentrich	1998-08
42.3	Jim Norton	1960-68

Most career punts, franchise history:

Punts	Player	Seasons
852	Craig Hentrich	1998-08
519	Jim Norton	1960-68
429	Cliff Parsley	1977-82

PERCENT OF PUNTS INSIDE THE 20

Throughout his career, **Craig Hentrich** has consistently placed highly in the league in punts "Inside the 20." Since the statistic started to be tracked in 1976, Hentrich ranks second among all punters in percentage of total punts placed inside the opponent's 20-yard line.

Highest career percentage of punts placed inside the 20 (minimum 250 career punts, 1976-2008 seasons):

Player	Punts	Avg	Net	In20	Pct. In20
1. Mike Scifres	341	44.1	38.9	144	42.2
2. Craig Hentrich	1,141	42.8	36.8	396	34.7
3. Dustin Colquitt	301	43.7	38.3	104	34.6
4. Michael Koenen	305	42.3	37.3	103	33.8
5. Hunter Smith	577	43.4	35.2	193	33.4
6. Josh Miller	750	43.1	35.9	248	33.1
7. Matt Turk	970	42.4	37.2	319	32.9
8. Brad Maynard	1,098	42.1	36.5	357	32.5
9. Chris Hanson	521	42.8	36	168	32.2
10. Jeff Feagles	1,649	41.6	35.9	531	32.2

TITANS ON THE AIR

Regular season TV and radio schedule of Titans-related programming in Nashville (all times central)*:

Television:

Titans All Access Fridays 9:30-10 p.m., CW-Ch. 58
 Saturdays 2:30-3 p.m., MyTV-Ch. 30
 Saturdays 9:30-10 p.m., FOX-Ch. 17
Titans on 2 with Jeff Fisher Tuesdays 7-8 p.m., WKRN-Ch. 2

Radio:

Titans Radio's Jeff Fisher Show . . Tuesdays 6-7 p.m., 103.3-FM WKDF
Titans Radio pregame coverage . . Sundays** 9 a.m., 103.3-FM WKDF
Titans Countdown Sundays** 11 a.m., 103.3-FM WKDF

* Check local listings for stations and times outside the Nashville market.
 ** Titans Radio listings for Sunday noon CT kickoff.

TITANS RADIO AFFILIATES

TITANS RADIO FLAGSHIP

Nashville TN WKDF FM 103.3

TENNESSEE

Ashland City TN WQSV AM 790
 Camden TN WFWL AM 1220
 Camden TN WRJB FM 95.9
 Carthage TN WUCZ FM 104.1
 Centerville TN WNKX FM 96.7
 Centerville TN WNKX AM 1570
 Chattanooga TN WGOW AM 1150
 Chattanooga TN WGOW FM 102.3
 Clarksville TN WJZM AM 1400
 Columbia TN WMCP AM 1280
 Cookeville TN WBXE FM 93.7
 Crossville TN WPBX FM 99.3
 Dickson TN WDKN AM 1260
 Dyersburg TN WASL FM 100.1
 Fayetteville TN WYTM FM 105.5
 Franklin TN WAKM AM 950
 Jackson TN WZDQ FM 102.3
 Knoxville TN WNOX FM 100.3
 La Follette TN WQLA FM 104.9
 Lawrenceburg TN WDXE AM 1370
 Lawrenceburg TN WDXE FM 106.7
 Lebanon TN WANT FM 98.9
 Lebanon TN WCOR AM 1490
 Lewisburg TN WAXO AM 1220
 Manchester TN WMSR AM 1320
 Martin TN WCMT FM 101.3
 Martin TN WCMT AM 1410
 McKenzie TN WHDM AM 1440
 McMinnville TN WOWC FM 105.3
 Memphis TN WXMV FM 98.1
 Morristown TN WCRK AM 1150
 Nashville TN WKDF FM 103.3
 Paris TN WMUF AM 1000
 Paris TN WMUF FM 104.7

Parsons TN WKJQ FM 97.3
 Portland TN WQKR AM 1270
 Pulaski TN WKSJ FM 98.3
 Shelbyville TN WZNG AM 1400
 Tri Cities TN WXSM AM 640
 Union City TN WQAK FM 105.7
 Waverly TN WQMV AM 1060
 Winchester TN WCDD AM 1340

ALABAMA

Arab AL WAFN FM 92.7
 Birmingham AL WJOX FM 94.5
 Florence AL WQLT FM 107.3
 Huntsville AL WUMP FM 103.9
 Huntsville AL WUMP AM 730
 Huntsville AL WVNN FM 92.5
 Huntsville AL WVNN AM 770
 Scottsboro AL WWIC AM 1050

KENTUCKY

Bowling Green KY WPTQ FM 103.7
 Bowling Green KY WWKU AM 1450
 Cadiz KY WKDZ FM 106.5
 Calvert City KY WCKK FM 95.7
 Campbellsville KY WTCO AM 1450
 Elizabethtown KY WIEL AM 1400
 Henderson KY WSON AM 860
 Leitchfield KY WMTL AM 870
 Leitchfield KY WKHG FM 104.9
 Madisonville KY WWKY FM 97.7
 Mayfield KY WNGO AM 1320
 Murray KY WFGS FM 103.7
 Paducah KY WKYX AM 570
 Paducah KY WPAD AM 1560
 Princeton KY WAVJ FM 104.9

MISSISSIPPI

Jackson MS WPBQ AM 1240

TITANS ALL ACCESS

Titans All Access, the team's official magazine-style TV show, returns for its seventh season in 2009. The 30-minute program is co-hosted by "The Voice of the Titans" and seven-time Tennessee Sports-caster of the Year **Mike Keith** along with Titans general manager **Mike Reinfeldt**.



The show brings Titans fans on- and off-the-field stories about the team, "wired for sound" features with players and coaches, one-on-one chats with Keith and team members, and exclusive weekly insight from Reinfeldt.

Titans All Access airs across the Mid-South. The show is produced by Nashville's Fox 17 and is broadcast on the station each Saturday night at 9:30 p.m. It also airs in Nashville on CW 58 Fridays at 9:30 p.m. and on MyTV 30 Saturday afternoons immediately following SEC Football (approximately 2:30 pm). It also airs in the Birmingham, Chattanooga, Huntsville, Jackson, Knoxville, Memphis, Paducah and Tri-Cities areas. See the listings below for "Titans All Access" affiliates in other markets.

TITANS ALL ACCESS AFFILIATES AND BROADCAST TIMES*:

Nashville

• FOX 17 Sat., 9:30 p.m. CDT
 • MyTV 30 Sat., 2:30 p.m. CDT (after SEC football)
 • CW 58 Fri., 9:30 p.m. CDT

Birmingham

• MyTV 68 Sat., 10 p.m. CDT

Chattanooga

• CBS 12 Sat., 11:30 p.m. EDT

Huntsville

• FOX 54 Sat., 6:30 p.m. CDT

Jackson

• E+ TV 6 Fri., 10 p.m. CDT
 Sat., 12 p.m. CDT
 Sat., 5 p.m. CDT
 Sun., 11 a.m. CDT

Knoxville

• CBS 8 Sat., 11:35 p.m. EDT
 • MyVLT 2 (to be determined)

Memphis

• MyTV 50 Sat., 5 p.m. CDT

Paducah

• MyTV 49 Sat., 9:30 a.m. CDT

Tri-Cities

• FOX 39 Sun., 11:30 a.m. EDT

* Times subject to change

Visit TitansOnline.com for updated listings.



Mike Reinfeldt (right), shown here with NFL Commissioner Roger Goodell (left), appears every week on *Titans All Access*.

THIS WEEK'S MEDIA CALENDAR

4 Tuesday	5 Wednesday	6 Thursday	7 Friday	8 Saturday	9 Sunday	10 Monday
<p>Practice 8:30 a.m.; Jeff Fisher available, locker room open following practice</p> <p>Practice 7:30 p.m.; Jeff Fisher available, locker room open following practice</p>	<p>Day Off No practices scheduled</p>	<p>Special Teams Practice 8:15 a.m. (closed to public); locker room open following practice</p> <p>Practice 3:30 p.m.; Jeff Fisher available, locker room open following practice</p>	<p>Practice 4:00 p.m.; Jeff Fisher available, locker room open following practice</p>	<p>Travel Day No Media Access</p>	<p>Titans vs. Bills 7:00 p.m. CT Canton, Ohio</p>	<p>Jeff Fisher Press Conference Time TBA</p>

MEDIA INFORMATION FOR TRAINING CAMP

CREDENTIALS: Media credentials for training camp are required for access to interview areas and the non-public areas of the field. All credential requests must be submitted through an online application process at media.titansonline.com. Call the media relations department at (615) 565-4100 if you need a username and password.

Approved credentials may be picked up at the **pre-draft press conference** that will be held on Thursday, July 30 at Baptist Sports Park. Credentials may also be picked up upon arrival at training camp in the Titans Media Relations office.

Separate credentials are issued for training camp and Titans games. Anyone applying for both training camp and game credentials must indicate so on their applications.

TRAINING CAMP CREDENTIAL APPLICATIONS MUST BE SUBMITTED PRIOR TO A MEDIA OUTLET'S ARRIVAL AT CAMP. SAME-DAY REQUESTS WILL NOT BE HONORED.

MEDIA PARKING AT BAPTIST SPORTS PARK: A limited number of parking passes for Baptist Sports Park are available to the regular beat media members. All others should proceed to the fan parking lot across the street in the CVS/Caremark lot (445 Great Circle Road). Cameras and other equipment will be allowed to be dropped off at the front of the practice facility before parking. Satellite TV trucks will be directed to park in front of the loading dock next to the practice bubble.

INTERVIEW POLICY AT BAPTIST SPORTS PARK: During training camp at Baptist Sports Park, **players** are available to speak with the media in the locker room following each practice session. Head Coach **Jeff Fisher** will be available coming off the practice field following the final practice of the day. **Assistant coaches** are available for interviews after the morning session during two-a-days or following the afternoon session if there is no morning practice. However, **THE MEDIA RELATIONS STAFF MUST RECEIVE REQUESTS TO SPEAK WITH AN ASSISTANT COACH BEFORE PRACTICE IS OVER.**

LIVE UPDATES/"TWEETING" POLICY: During training camp practices that are **OPEN TO THE GENERAL PUBLIC**, periodic live reports during practice are permitted. However, during any practice that is **CLOSED TO THE PUBLIC**, reporters are prohibited from distributing news gathered at practice until head coach **Jeff Fisher** addresses reporters coming off the field. This policy includes, but is not limited to, internet posts, blogs, Twitter, Facebook, calls to radio stations, video reports and text messaging.

PHOTOGRAPHY POLICY: During training camp, credentialed still photographers and videographers may shoot all portions of practice unless otherwise instructed by a member of the media relations staff. All media members are asked to stay within the boundaries on the practice field designated by the media relations staff. The media generally is allowed in the end zone area closest to the main building of the practice facility and along the outer sidelines of the field. As a safety precaution, all observers on the sideline must stand 5-10 yards behind the line of scrimmage.

MEDIA WORKROOM: A media workroom is available at Baptist Sports Park adjacent to the practice field. The latest clips, rosters, press releases, etc. will be available in the workroom. A media relations staff member can provide a username and password for wireless internet access.

MEDIA CONTACT INFO

Site Address:

Baptist Sports Park
460 Great Circle Road
Nashville, TN 37228

Media-Only Website:

media.titansonline.com (username and password available through Titans media relations)

Phone:

(615) 565-4000 (main)
(615) 565-4100 (media relations)
(615) 565-4190 (fan training camp hotline)
(615) 565-4140 (community relations hotline)
(615) 565-4105 (media relations fax)

Media Relations Staff:

Director of Media Relations -
Robbie Bohren (615) 565-4101
rbohren@titans.nfl.com
Assistant Director of Media Relations -
Dwight Spradlin (615) 565-4102
dspradlin@titans.nfl.com
Media Relations Assistant -
Jared Puffer (615) 565-4107
jpuffer@titans.nfl.com
Media Relations Season Intern -
Dan Beckler (615) 565-4103
dbeckler@titans.nfl.com
Media Relations Training Camp Interns -
Niki Noto & John Higgins
(615) 565-4106
Director of Internet and Publications -
Gary Glenn (615) 565-4058
gglenn@titans.nfl.com
Internet Coordinator -
Jeff Harding (615) 565-4065
jharding@titans.nfl.com

MEDIA DINING: There is a change to the media dining policy in 2009. Working members of the credentialed media will be allowed to eat one meal per day in the team cafeteria. Lunch and dinner will be open to the press corps during days with media availability, and media members can choose which meal they will attend. A member of the Titans media relations staff will inform the press when the cafeteria is open. Food during training camp is provided by McConnell's Catering.

HOW THE 2009 TITANS WERE BUILT

YEAR	DRAFTEES (37)	FREE AGENTS (43)	TRADES/WAIVERS (0)
2009	WR Kenny Britt (1) DT Se'Derrick Marks (2) TE Jared Cook (3a) CB Ryan Mouton (3b) LB Gerald McRath (4a) T/G Troy Kropog (4b) RB Javon Ringer (5) CB Jason McCourty (6a) WR Dominique Edison (6b) G Ryan Durand (7a) S Nick Schommer (7b)	DE Larry Birdine (FA) DT LaJuan Ramsey (FA) WR Nate Washington (UFA-PIT) DT Jovan Haye (UFA-TB) WR Mark Jones (UFA-CAR) CB DeMarcus Faggins (UFA-HST) QB Patrick Ramsey (UFA-DEN) RB Rodney Ferguson II (FA) WR Dudley Guice (FA) CB Jeremy Haynes (FA) DT Mitch King (FA) WR Phillip Morris (FA) QB Alex Mortensen (FA) P A.J. Trapasso (FA) T Cory Lekkerkerker (FA)	
2008	RB Chris Johnson (1) DT Jason Jones (2) TE Craig Stevens (3) DE William Hayes (4a) WR Lavelle Hawkins (4b) LB Stanford Kegljar (4c) CB Cary Williams (7)	DE Dave Ball (FA) TE Alge Crumpler (FA) DE Jevon Kearse (FA) LB Josh Stamer (FA) G Jake Scott (UFA-IND) RB Rafael Little (FA) CB Tuff Harris (FA) FB Casey Cramer (FA) C/G Doug Datish (FA) CB Tanard Davis (FA) TE Matthew Mulligan (FA) C Jason Murphy (FA) C/G Fernando Velasco (FA)	
2007	DB Michael Griffin (1) RB Chris Henry (2) WR Paul Williams (3) G/C Leroy Harris (4a) WR Chris Davis (4b) DE Jacob Ford (6b) T Mike Otto (7)	CB Nick Harper (UFA-IND) LB Ryan Fowler (RFA-DAL) WR Justin Gage (UFA-CHI) DT Kevin Vickerson (FA) LB Colin Allred (FA)	
2006	QB Vince Young (1) RB LenDale White (2) LB Stephen Tulloch (4b) CB Cortland Finnegan (7a) RB Quinton Ganther (7c)	FB Ahmard Hall (FA) QB Kerry Collins (UFA-OAK) LB David Thornton (UFA-IND) C Kevin Mawae (UFA-NYJ) S Chris Hope (UFA-PIT) DT Tony Brown (FA)	
2005	T Michael Roos (2) S Vincent Fuller (4a) T David Stewart (4b) TE Bo Scaife (6)	DE Kyle Vanden Bosch (UFA-AZ) K Rob Bironas (FA)	
2004	G/C Eugene Amano (7b)		
2003	S Donnie Nickey (5)	LS/LB Ken Amato (FA)	
2000	LB Keith Bulluck (1)		
1998		P Craig Hentrich (UFA-GB)	

As of Aug. 2, 2009

2008 TITANS REGULAR SEASON STATISTICS

Won 13, Lost 3

Date	W-L	Score	OT	Opponent	Attendance
09/07	W	17-10		Jacksonville	69,143*
09/14	W	24-7		at Cincinnati	64,540*
09/21	W	31-12		Houston	69,143*
09/28	W	30-17		Minnesota	69,143*
10/05	W	13-10		at Baltimore	71,131*
10/19	W	34-10		at Kansas City	74,200*
10/27	W	31-21		Indianapolis	69,143*
11/02	W	19-16	OT	Green Bay	69,143*
11/09	W	21-14		at Chicago	62,124*
11/16	W	24-14		at Jacksonville	65,258*
11/23	L	13-34		New York Jets	69,143*
11/27	W	47-10		at Detroit	60,112*
12/07	W	28-9		Cleveland	69,143*
12/14	L	12-13		at Houston	70,831*
12/21	W	31-14		Pittsburgh	69,143*
12/28	L	0-23		at Indianapolis	66,721*

* Sellout

Statistic	Tenn.	Opp.
Total First Downs	268	276
Rushing	108	81
Passing	143	166
Penalty	17	29
3rd Down: Made/Att	78/216	79/226
3rd Down Pct.	36.1	35.0
4th Down: Made/Att	5/11	8/18
4th Down Pct.	45.5	44.4
Possession Avg.	29:09	30:51
Total Net Yards	5018	4698
Avg. Per Game	313.6	293.6
Total Plays	973	1022
Avg. Per Play	5.2	4.6
Net Yards Rushing	2199	1502
Avg. Per Game	137.4	93.9
Total Rushes	508	403
Net Yards Passing	2819	3196
Avg. Per Game	176.2	199.8
Sacked/Yards Lost	12/83	44/262
Gross Yards	2902	3458
Att./Completions	453/265	575/342
Completion Pct.	58.5	59.5
Had Intercepted	9	20
Punts/Average	87/42.8	87/42.3
Net Punting Avg.	87/36.5	87/36.2
Penalties/Yards	108/855	93/750
Fumbles/Ball Lost	18/8	28/11
Touchdowns	41	25
Rushing	24	12
Passing	13	12
Returns	4	1

Score By Periods	Q1	Q2	Q3	Q4	OT	PTS
Team	63	119	67	123	3	375
Opponents	49	87	34	64	0	234

Scoring	TD	Rush	Rec	Ret	K-PAT	FG	S	PTS
Bironas	0	0	0	0	40/40	29/33	0	127
White	15	15	0	0			0	90
C. Johnson	10	9	1	0			0	60
Gage	6	0	6	0			0	36
Hall	2	0	2	0			0	14
Scaife	2	0	2	0			0	12
Ball	1	0	0	1			0	6
Bulluck	1	0	0	1			0	6
Cramer LG	1	0	1	0			0	6
Crumpler	1	0	1	0			0	6
Finnegan	1	0	0	1			0	6
Griffin	1	0	0	1			0	6
B. Jones	1	0	1	0			0	6
Team	41	24	13	4	40/40	29/33	0	375
Opponents	25	12	12	1	24/24	20/30	0	234

a – blocked punt recovery in end zone at CIN 9/14/08; b – 99 yd. interception return for touchdown vs. HOU 9/21/08; c – 15 yd. interception return for touchdown at DET 11/27/08; d – 83 yd. interception return for touchdown vs. PIT 12/21/08

2-Pt. Conversions: Hall, Team 1-1, Opponents 0-1

Sacks: Haynesworth 8.5, Ford 7, J. Jones 5, Ball 4.5, Vanden Bosch 4.5, Brown 4, Kearse 3.5, Vickerson 1.5, Finnegan 1, Griffin 1, Hayes 1, Hope 1, Tulloch 1, Bulluck 0.5, Team 44, Opponents 12

Passing	Att	Cmp	Yds	Cmp%	Yds/Att	TD	TD%	Int	Int%	Long	Sack/Lost	Rating
Collins	415	242	2676	58.3	6.45	12	2.9	7	1.7	56t	8/60	80.2
Young	36	22	219	61.1	6.08	1	2.8	2	5.6	54	3/13	64.5
Simms	2	1	7	50.0	3.50	0	0.0	0	0.0	7	1/10	58.3
Team	453	265	2902	58.5	6.41	13	2.9	9	2.0	56t	12/83	78.8
Opponents	575	342	3458	59.5	6.01	12	2.1	20	3.5	65	44/262	69.2

Rushing	No.	Yds	Avg	Long	TD
C. Johnson	251	1228	4.9	66t	9
White	200	773	3.9	80t	15
Ganter	9	61	6.8	22	0
Collins	25	49	2.0	17	0
B. Jones	2	35	17.5	28	0
Young	8	27	3.4	8	0
Hall	8	21	2.6	6	0
McCareins	2	8	4.0	4	0
Henry	1	3	3.0	3	0
Hentrich	2	-6	-3.0	0	0
Team	508	2199	4.3	80t	24
Opponents	403	1502	3.7	61t	12

Receiving	No.	Yds	Avg	Long	TD
Scaife	58	561	9.7	44	2
C. Johnson	43	260	6.0	25	1
B. Jones	41	449	11.0	40	1
Gage	34	651	19.1	56t	6
McCareins	30	412	13.7	37	0
Crumpler	24	257	10.7	28	1
Hall	13	138	10.6	54	2
Hawkins	7	68	9.7	19	0
Ganter	6	43	7.2	15	0
White	5	16	3.2	7	0
C. Davis	2	31	15.5	21	0
Cramer LG	2	3	1.5	2t	1
Stevens	1	9	9.0	9	0
P. Williams	1	7	7.0	7	0
Team	265	2902	11.0	56t	13
Opponents	342	3458	10.1	65	12

Interceptions	No.	Yds	Avg	Long	TD
Griffin	7	172	24.6	83t	1
Finnegan	5	100	20.0	99t	1
Hope	4	53	13.3	39	0
Harper	2	11	5.5	11	0
Ball	1	15	15.0	15t	1
Carr	1	0	0.0	0	0
Team	20	351	17.6	99t	3
Opponents	9	88	9.8	33	0

Punting	No.	Yds	Avg	Net	TB	In	Lg	B
Hentrich	87	3725	42.8	36.5	13	27	75	0
Team	87	3725	42.8	36.5	13	27	75	0
Opponents	87	3676	42.3	36.2	10	28	66	1

Punt Returns	Ret	FC	Yds	Avg	Long	TD
Carr	32	20	323	10.1	44	0
C. Davis	2	1	6	3.0	9	0
Team	34	21	329	9.7	44	0
Opponents	32	20	290	9.1	34	0

Kickoff Returns	No.	Yds	Avg	Long	TD
Carr	35	984	28.1	52	0
Hawkins	7	130	18.6	23	0
C. Davis	4	119	29.8	33	0
Griffin	2	32	16.0	28	0
Hall	2	21	10.5	13	0
C. Johnson	1	17	17.0	17	0
Stevens	1	16	16.0	16	0
Team	52	1319	25.4	52	0
Opponents	61	1524	25.0	59	0

Field Goals	1-19	20-29	30-39	40-49	50+
Bironas	0/0	6/6	7/7	15/19	1/1
Team	0/0	6/6	7/7	15/19	1/1
Opponents	0/0	9/10	6/10	4/8	1/2

Bironas: (47G) (34G) (44G) (20G,32G,49G) (35G,26G) (49G,46G) (34G,44G,43N,48G) (31G,25G,22G,47N, 41G) (49N) (32G) (43G,49G) (49G,41G,45G,43G) () (26G,23G,51G,34G) (42G) (48N)

Opponents: (37N,27G) (37N) (44G,24G) (42G,48N) (38G,45N) (39N,50N,26G) () (23G,25G,38G) (48B) () (20G,30G) (53G) (47G,41G,44N,39G) (32G,26N,24G) (33N) (28G,21G,38G)

FUM/Lost: Collins 5/1, Carr 2/0, McCareins 2/2, Young 2/0, Crumpler 1/0, Hall 1/1, Hentrich 1/1, C. Johnson 1/1, Mawae 1/1, Scaife 1/0, White 1/1

Opponent Fumble Recoveries: K.Vanden Bosch 2, T.Brown 2, S.Tulloch 2, M.Griffin 1, W.Hayes 1, K.Bulluck 1, K.Vickerson 1, A.Haynesworth 1 Total: 11

2008 TITANS REGULAR SEASON DEFENSIVE STATISTICS

PLAYER	TACKLES			SACKS		QBP	TFL	INTERCEPTIONS				FUMBLES			
	Tot	Solo	Asst	Sk	Yds			No	Yds	Lg	TD	PD	FF	FR	Yds
Bulluck, Keith	120	83	37	0.5	4	2	8	0	0	0	0	6	1	1	0
Tulloch, Stephen	98	62	36	1.0	8	0	4	0	0	0	0	2	0	2	4
Hope, Chris	93	71	22	1.0	0	0	3	4	53	39	0	8	0	0	0
Thornton, David	93	63	30	0.0	0	0	7	0	0	0	0	4	3	0	0
Griffin, Michael	81	49	32	1.0	4	2	2	7	172	83t	1	12	1	0	0
Harper, Nick	80	70	10	0.0	0	0	1	2	11	11	0	17	1	0	0
Finnegan, Cortland	79	61	18	1.0	2	2	2	5	100	99t	1	20	0	0	0
Haynesworth, Albert	75	45	30	8.5	53	22	7	0	0	0	0	1	4	1	0
Brown, Tony	73	41	32	4.0	23	24	10	0	0	0	0	4	0	2	4
Ball, Dave	51	22	29	4.5	24	13	0	1	15	15t	1	1	1	0	0
Jones, Jason	49	28	21	5.0	32	12	1	0	0	0	0	2	2	0	0
Kearse, Jevon	48	35	13	3.5	14	19	7	0	0	0	0	4	3	0	0
Vanden Bosch, Kyle	46	16	30	4.5	25	18	0	0	0	0	0	0	3	2	0
Ford, Jacob	45	27	18	7.0	54	9	1	0	0	0	0	2	2	0	0
Fuller, Vincent	43	35	8	0.0	0	1	0	0	0	0	0	4	1	0	0
Carr, Chris	33	24	9	0.0	0	0	0	1	0	0	0	7	0	0	0
Fowler, Ryan	27	14	13	0.0	0	0	2	0	0	0	0	0	0	0	0
Vickerson, Kevin	23	10	13	1.5	8	4	1	0	0	0	0	1	0	1	0
Hayes, William	21	13	8	1.0	1	2	0	0	0	0	0	1	1	1	4
King, Eric	10	9	1	0.0	0	0	2	0	0	0	0	3	0	0	0
Allred, Colin	8	7	1	0.0	0	0	0	0	0	0	0	0	0	0	0
Nickey, Donnie	6	3	3	0.0	0	1	0	0	0	0	0	0	0	0	0
Keglar, Stanford	5	3	2	0.0	0	0	0	0	0	0	0	0	0	0	0
Stamer, Josh	2	1	1	0.0	0	0	0	0	0	0	0	0	0	0	0
Amato, Ken	0	0	0	0.0	0	0	0	0	0	0	0	0	0	0	0
Gordon, Amon	0	0	0	0.0	0	0	0	0	0	0	0	0	0	0	0
Hill, Reynaldo	0	0	0	0.0	0	0	0	0	0	0	0	0	0	0	0
Williams, Cary	0	0	0	0.0	0	0	0	0	0	0	0	0	0	0	0
TEAM TOTALS:	1209	792	417	44.0	249	131	58	20	351	99t	3	99	23	10	12

SPECIAL TEAMS STATISTICS

PLAYER	TACKLES			FUMBLES		BLOCKS		
	Tot	Solo	Asst	FF	FR	PAT	FG	PUNT
Stamer, Josh	18	11	7	0	0	0	0	0
Griffin, Michael	17	14	3	0	0	0	0	0
Nickey, Donnie	16	13	3	0	0	0	0	0
Allred, Colin	11	8	3	0	0	0	0	0
Keglar, Stanford	10	8	2	0	0	0	0	0
Stevens, Craig	10	6	4	0	0	0	0	0
Tulloch, Stephen	8	7	1	0	0	0	0	0
Carr, Chris	7	5	2	0	0	0	0	0
Harris, Tuff	6	6	0	0	0	0	0	0
Fowler, Ryan	6	3	3	0	0	0	0	0
Fuller, Vincent	6	3	3	0	0	0	0	0
Ganther, Quinton	5	3	2	0	0	0	0	0
King, Eric	5	2	3	0	0	0	0	0
Bironas, Rob	4	3	1	0	0	0	0	0
Carr, Chris	4	3	1	0	0	0	0	0
Amato, Ken	4	2	2	0	0	0	0	0
Hill, Reynaldo	4	2	2	0	0	0	0	0
Hentrich, Craig	2	2	0	0	0	0	0	0
Hall, Ahmard	2	1	1	0	0	0	0	0
Hawkins, Lavelle	1	0	1	0	0	0	0	0
TEAM TOTALS:	146	102	44	0	0	0	0	0

MISCELLANEOUS STATISTICS

PLAYER	TACKLES			FUMBLES	
	Tot	Solo	Asst	FF	FR
Collins, Kerry	2	2	0	0	2
Gage, Justin	2	2	0	0	0
Jones, Brandon	2	2	0	0	0
Scott, Jake	2	2	0	0	0
Amato, Ken	1	1	0	0	0
Davis, Chris	1	1	0	0	0
Johnson, Chris	1	1	0	0	0
Mawae, Kevin	1	1	0	0	1
McCareins, Justin	1	1	0	0	0
Stewart, David	1	1	0	0	2
Roos, Michael	0	0	0	0	1
Young, Vince	0	0	0	0	1
TEAM TOTALS:	14	14	0	0	7

Legend:

Tot	Total Tackles	Int	Interceptions
Solo	Unassisted Tackles	Yds	Interception Return Yards
Asst	Assisted Tackles	TD	Interceptions Return Touchdowns
Sk	Quarterback Sacks	PD	Passes Defensed
Yds	Yards Lost on Sack	FF	Forced Fumble
QBP	Quarterback Pressures	FR	Fumble Recoveries
TFL	Tackles for Loss	Yds	Yards on Fumble Returns

2009 TENNESSEE TITANS UNOFFICIAL DEPTH CHART

OFFENSE

WR	85	Nate Washington	87	Lavelle Hawkins	<u>18</u>	<u>Kenny Britt</u>
			<u>19</u>	<u>Dominique Edison</u>	<u>13</u>	<u>Dudley Guice</u>
LT	71	Michael Roos	66	Mike Otto		
LG	54	Eugene Amano	<u>69</u>	<u>Jason Murphy</u>		
C	(68)	Kevin Mawae	64	Leroy Harris	67	Doug Datish
RG	73	Jake Scott	<u>61</u>	<u>Fernando Velasco</u>	<u>77</u>	<u>Ryan Durand</u>
RT	76	David Stewart	60	Cory Lekkerkerker	<u>70</u>	<u>Troy Kropog</u>
TE	80	Bo Scaife	83	Alge Crumpler	88	Craig Stevens
			<u>89</u>	<u>Jared Cook</u>	<u>47</u>	<u>Matthew Mulligan</u>
WR	12	Justin Gage	17	Chris Davis	11	Paul Williams
			84	Mark Jones	<u>16</u>	<u>Phillip Morris</u>
QB	5	Kerry Collins	10	Vince Young	7	Patrick Ramsey
					<u>8</u>	<u>Alex Mortensen</u>
FB	45	Ahmad Hall	48	Casey Cramer		
RB	28	Chris Johnson	25	LenDale White	42	Chris Henry
			35	Quinton Ganther	36	Rafael Little
			<u>21</u>	<u>Javon Ringer</u>	<u>44</u>	<u>Rodney Ferguson</u>

DEFENSE

LE	90	Jevon Kearse	78	Jacob Ford	95	William Hayes
LT	97	Tony Brown	96	Kevin Vickerson	99	LaJuan Ramsey
RT	75	Jovan Haye	91	Jason Jones	<u>94</u>	<u>Sen'Derrick Marks</u>
					<u>62</u>	<u>Mitch King</u>
RE	93	Kyle Vanden Bosch	98	Dave Ball	92	Larry Birdine
LLB	50	David Thornton	57	Josh Stamer	<u>51</u>	<u>Gerald McRath</u>
MLB	55	Stephen Tulloch	52	Ryan Fowler	58	Ken Amato
RLB	53	Keith Bulluck	56	Colin Allred	59	Stanford Keglra
LCB	20	Nick Harper	38	DeMarcus Faggins	<u>32</u>	<u>Tanard Davis</u>
					<u>30</u>	<u>Jason McCourty</u>
RCB	31	Cortland Finnegan	41	Cary Williams	<u>29</u>	<u>Ryan Mouton</u>
					<u>46</u>	<u>Jeremy Haynes</u>
SS	24	Chris Hope	23	Donnie Nickey	<u>39</u>	<u>Nick Schommer</u>
FS	33	Michael Griffin	22	Vincent Fuller	26	Tuff Harris

SPECIALISTS

K	2	Rob Bironas	15	Craig Hentrich		
KO	2	Rob Bironas	15	Craig Hentrich		
P	15	Craig Hentrich	<u>4</u>	<u>A.J. Trapasso</u>		
H	15	Craig Hentrich	23	Donnie Nickey	<u>4</u>	<u>A.J. Trapasso</u>
PR	84	Mark Jones	17	Chris Davis	<u>29</u>	<u>Ryan Mouton</u>
KOR	84	Mark Jones	17	Chris Davis	<u>29</u>	<u>Ryan Mouton</u>
PC	58	Ken Amato	68	Kevin Mawae		
KC	58	Ken Amato	68	Kevin Mawae		

Rookies and first-year players are underlined

Injured players are in parentheses

As of Aug. 2, 2009

2009 TITANS POSITIONAL ROSTER - OFFENSE

QUARTERBACKS (4)

5	Collins, Kerry	QB	6-5	245	12/30/72	15	Penn State	Lebanon, Pa.	UFA (OAK)-'06
8	Mortensen, Alex	QB	6-1	222	11/24/85	R	Arkansas	Fairburn, Ga.	FA-'09
7	Ramsey, Patrick	QB	6-2	225	2/14/79	8	Tulane	Ruston, La.	UFA (DEN)-'09
10	Young, Vince	QB	6-5	233	5/18/83	4	Texas	Houston, Texas	D1-'06

RUNNING BACKS/FULLBACKS (9)

48	Cramer, Casey	FB	6-2	250	1/5/82	5	Dartmouth	Middleton, Wis.	FA-'08
44	Ferguson II, Rodney	RB	5-11	245	8/25/86	R	Nex Mexico	Albuquerque, N.M.	FA-'09
35	Ganther, Quinton	RB	5-9	214	7/15/84	2	Utah	Richmond, Calif.	D7c-'06
45	Hall, Ahmard	FB	5-10	242	11/13/79	4	Texas	Angleton, Texas	FA-'06
42	Henry, Chris	RB	5-11	230	6/6/85	3	Arizona	Oakland, Calif.	D2-'07
28	Johnson, Chris	RB	5-11	200	9/23/85	2	East Carolina	Orlando, Fla.	D1-'08
36	Little, Rafael	RB	5-9	195	9/23/86	2	Kentucky	Anderson, S.C.	FA-'08
21	Ringer, Javon	RB	5-9	205	2/2/87	R	Michigan State	Dayton, Ohio	D5-'09
25	White, LenDale	RB	6-1	235	12/20/84	4	Southern California	Park Hill, Colo.	D2-'06

WIDE RECEIVERS (10)

18	Britt, Kenny	WR	6-3	218	9/19/88	R	Rutgers	Bayonne, N.J.	D1-'09
17	Davis, Chris	WR	5-10	181	1/23/84	3	Florida State	St. Petersburg, Fla.	D4b-'07
19	Edison, Dominique	WR	6-2	204	7/16/86	R	Stephen F. Austin	San Augustine, Texas	D6b-'09
12	Gage, Justin	WR	6-4	212	1/24/81	7	Missouri	Jefferson City, Mo.	UFA (CHI)-'07
13	Guice, Dudley	WR	6-3	209	5/28/86	R	Northwestern State	Fayette, Miss.	FA-'09
87	Hawkins, Lavelle	WR	5-11	190	7/12/86	2	California	Stockton, Calif.	D4b-'08
84	Jones, Mark	WR	5-9	185	11/3/80	6	Tennessee	Wallingford, Pa.	UFA (CAR)-'09
16	Morris, Phillip	WR	6-3	175	7/2/86	R	South Carolina State	Timmonsville, S.C.	FA-'09
85	Washington, Nate	WR	6-1	185	8/28/83	5	Tiffin	Toledo, Ohio	UFA (PIT)-'09
11	Williams, Paul	WR	6-1	205	12/2/83	3	Fresno State	Avenal, Calif.	D3-'07

TIGHT ENDS (5)

89	Cook, Jared	TE	6-5	246	4/7/87	R	South Carolina	Suwanee, Ga.	D3a-'09
83	Crumpler, Alge	TE	6-2	262	12/23/77	9	North Carolina	Wilmington, N.C.	FA-'08
47	Mulligan, Matthew	TE	6-4	270	1/18/85	1	Maine	Bangor, Maine	FA-'08
80	Scaife, Bo	TE	6-3	249	1/6/81	5	Texas	Denver, Colo.	D6-'06
88	Stevens, Craig	TE	6-3	255	9/1/84	2	California	San Pedro, Calif.	D3-'08

CENTERS (4)

67	Datish, Doug	C/G	6-4	305	8/1/83	2	Ohio State	Warren, Ohio	FA-'08
64	Harris, Leroy	G/C	6-3	302	6/6/84	3	N.C. State	Raleigh, N.C.	D4a-'07
68	Mawae, Kevin	C	6-4	289	1/23/71	16	Louisiana State	Leesville, La.	UFA (NYJ)-'06
69	Murphy, Jason	C	6-2	304	8/7/82	1	Virginia Tech	Baltimore, Md.	FA-'07

GUARDS (4)

54	Amano, Eugene	G/C	6-3	310	3/1/82	6	SE Missouri State	San Diego, Calif.	D7-'04
77w	Durand, Ryan	G	6-5	305	11/17/85	R	Syracuse	Leominster, Mass.	D7a-'09
73	Scott, Jake	G	6-5	295	4/16/81	6	Idaho	Lewiston, Idaho	UFA(IND)-'08
61	Velasco, Fernando	C/G	6-4	304	2/22/85	1	Georgia	Wrens, Ga.	FA-'08

TACKLES (5)

70	Kropog, Troy	T/G	6-6	309	7/31/86	R	Tulane	Metairie, La.	D4b-'09
60	Lekkerkerker, Cory	T	6-7	310	7/25/81	4	California-Davis	Chino, Calif.	FA-'09
66	Otto, Mike	T	6-5	308	7/24/83	2	Purdue	Kokomo, Ind.	D7-'07
71	Roos, Michael	T	6-7	315	10/5/82	5	Eastern Washington	Vancouver, Wash.	D2-'05
76	Stewart, David	T	6-7	318	8/28/82	5	Mississippi State	Moulton, Ala.	D4b-'05

PLACEKICKERS (1)

2	Bironas, Rob	K	6-0	215	1/29/78	5	Ga. Southern/Auburn	Louisville, Ky.	FA-'05
---	--------------	---	-----	-----	---------	---	---------------------	-----------------	--------

As of Aug. 2, 2009

2009 TITANS POSITIONAL ROSTER - DEFENSE

DEFENSIVE ENDS (6)

98	Ball, Dave	DE	6-5	277	1/4/81	5	UCLA	Dixon, Calif.	FA-'08
92	Birdine, Larry	DE	6-4	265	10/6/83	2	Oklahoma	Altus, Okla.	FA-'09
78	Ford, Jacob	DE	6-4	256	7/20/83	3	Central Arkansas	Memphis, Tenn.	D6b-'07
95	Hayes, William	DE	6-3	272	5/2/85	2	Winston-Salem State	High Point, N.C.	D4a-'08
90	Kearse, Jevon	DE	6-4	265	9/3/76	11	Florida	Ft. Myers, Fla.	FA-'08
93	Vanden Bosch, Kyle	DE	6-4	278	11/17/78	9	Nebraska	Larchwood, Iowa	UFA (AZ)-'05

DEFENSIVE TACKLES (7)

97	Brown, Tony	DT	6-3	290	9/29/80	5	Memphis	Chattanooga, Tenn.	FA-'06
75	Haye, Jovan	DT	6-2	285	6/21/82	5	Vanderbilt	Fort Lauderdale, Fla.	UFA (TB)-'09
91	Jones, Jason	DT	6-5	280	5/23/86	2	Eastern Michigan	Detroit, Mich.	D2-'08
62	King, Mitch	DT	6-2	280	5/5/86	R	Iowa	Burlington, Iowa	FA-'09
94	Marks, Sen'Derrick	DT	6-2	306	2/23/87	R	Auburn	Mobile, Ala.	D2-'09
99	Ramsey, LaJuan	DT	6-3	300	3/19/84	3	Southern California	Compton, Calif.	FA-'09
96	Vickerson, Kevin	DT	6-5	305	1/8/83	4	Michigan State	Detroit, Mich.	FA-'07

LINEBACKERS (9)

56	Allred, Colin	LB	6-1	238	4/15/83	2	Baylor	Dallas, Texas	FA-'07
58	Amato, Ken	LB/LS	6-2	245	5/18/77	7	Montana State	Miami, Fla.	FA-'03
53	Bulluck, Keith	LB	6-3	235	4/4/77	10	Syracuse	New City, N.Y.	D1-'00
52	Fowler, Ryan	LB	6-3	250	5/20/82	6	Duke	Redington Shores, Fla.	RFA (DAL)-'07
59	Keglar, Stanford	LB	6-2	240	7/4/85	2	Purdue	Indianapolis, Ind.	D4c-'08
51	McRath, Gerald	LB	6-3	231	6/16/86	R	Southern Mississippi	Powder Springs, Ga.	D4a-'09
57	Stamer, Josh	LB	6-2	242	10/11/77	7	South Dakota	Sutherland, Iowa	UFA (BUF)-'08
50	Thornton, David	LB	6-2	225	11/1/78	8	North Carolina	Goldsboro, N.C.	UFA (IND)-'06
55	Tulloch, Stephen	LB	5-11	235	1/1/85	4	N.C. State	Miami, Fla.	D4b-'06

CORNERBACKS (8)

32	Davis, Tanard	CB	5-10	190	1/27/83	1	Miami (Fla.)	Miami, Fla.	FA-'08
38	Faggins, DeMarcus	CB	5-10	178	6/13/79	8	Kansas State	Irving, Texas	UFA (HST)-'09
31	Finnegan, Cortland	CB	5-10	188	2/2/84	4	Samford	Milton, Fla.	D7a-'06
20	Harper, Nick	CB	5-10	182	9/10/74	9	Fort Valley State	Baldwin, Ga.	UFA (IND)-'07
46	Haynes, Jeremy	CB	5-10	185	3/2/86	R	McNeese State	Waller, Texas	FA-'09
30	McCourty, Jason	CB	6-0	193	8/13/87	R	Rutgers	Nyack, N.Y.	D6a-'09
29	Mouton, Ryan	CB	5-9	187	9/23/86	R	Hawaii	Houston, Texas	D3b-'09
41	Williams, Cary	CB	6-1	185	12/23/84	1	Washburn	Hollywood, Fla.	D7-'08

SAFETIES (6)

22	Fuller, Vincent	S	6-1	190	8/3/82	5	Virginia Tech	Baltimore, Md.	D4a-'05
33	Griffin, Michael	S	6-0	202	1/4/85	3	Texas	Austin, Texas	D1-'07
26	Harris, Tuff	S	6-0	198	1/23/83	3	Montana	Colstrip, Mont.	FA-'08
24	Hope, Chris	S	6-0	208	9/29/80	8	Florida State	Rock Hill, S.C.	UFA (PIT)-'06
23	Nickey, Donnie	S	6-3	210	4/25/80	7	Ohio State	Plain City, Ohio	D5-'03
39	Schommer, Nick	S	6-0	201	1/3/86	R	North Dakota State	Prescott, Wis.	D7b-'09

PUNTERS (2)

15	Hentrich, Craig	P/K	6-3	213	5/18/71	16	Notre Dame	Alton, Ill.	UFA (GB)-'98
4	Trapasso, A.J.	P	5-11	225	2/6/86	R	Ohio State	Pickerington, Ohio	FA-'09

As of Aug. 2, 2009

2009 TITANS ALPHABETICAL ROSTER

NO.	NAME	POS.	HT.	WT.	BIRTH-DATE	NFL EXP.	COLLEGE	HOMETOWN	HOW ACQUIRED
56	Allred, Colin	LB	6-1	238	4/15/83	2	Baylor	Dallas, Texas	FA-07
54	Amano, Eugene	LB/C	6-3	310	3/1/82	6	SE Missouri State	San Diego, Calif.	D7-04
58	Amato, Ken	LB/LS	6-2	245	5/18/77	7	Montana State	Miami, Fla.	FA-03
98	Ball, Dave	DE	6-5	277	1/4/81	5	UCLA	Dixon, Calif.	FA-08
92	Birdine, Larry	DE	6-4	265	10/6/83	2	Oklahoma	Altus, Okla.	FA-09
2	Bironas, Rob	K	6-0	215	1/29/78	5	Ga. Southern/Auburn	Louisville, Ky.	FA-05
18	Britt, Kenny	WR	6-3	218	9/19/88	R	Rutgers	Bayonne, N.J.	D1-09
97	Brown, Tony	DT	6-3	290	9/29/80	5	Memphis	Chattanooga, Tenn.	FA-06
53	Bulluck, Keith	LB	6-3	235	4/4/77	10	Syracuse	New City, N.Y.	D1-00
5	Collins, Kerry	QB	6-5	245	12/30/72	15	Penn State	Lebanon, Pa.	UFA (OAK)-06
89	Cook, Jared	TE	6-5	246	4/7/87	R	South Carolina	Suwanee, Ga.	D3a-09
48	Cramer, Casey	FB	6-2	250	1/5/82	5	Dartmouth	Middleton, Wis.	FA-08
83	Crumpler, Alge	TE	6-2	262	12/23/77	9	North Carolina	Wilmington, N.C.	FA-08
67	Datish, Doug	C/G	6-4	305	8/1/83	2	Ohio State	Warren, Ohio	FA-08
17	Davis, Chris	WR	5-10	181	1/23/84	3	Florida State	St. Petersburg, Fla.	D4b-07
32	Davis, Tanard	CB	5-10	190	1/27/83	1	Miami (Fla.)	Miami, Fla.	FA-08
77	Durand, Ryan	G	6-5	305	11/17/85	R	Syracuse	Leominster, Mass.	D7a-09
19	Edison, Dominique	WR	6-2	204	7/16/86	R	Stephen F. Austin	San Augustine, Texas	D6b-09
38	Faggins, DeMarcus	CB	5-10	178	6/13/79	8	Kansas State	Irving, Texas	UFA (HST)-09
44	Ferguson II, Rodney	RB	5-11	245	8/25/86	R	Nex Mexico	Albuquerque, N.M.	FA-09
31	Finnegan, Cortland	CB	5-10	188	2/2/84	4	Samford	Milton, Fla.	D7a-06
78	Ford, Jacob	DE	6-4	256	7/20/83	3	Central Arkansas	Memphis, Tenn.	D3b-07
52	Fowler, Ryan	LB	6-3	250	5/20/82	6	Duke	Redington Shores, Fla.	RFA (DAL)-07
22	Fuller, Vincent	S	6-1	190	8/3/82	5	Virginia Tech	Baltimore, Md.	D4a-05
12	Gage, Justin	WR	6-4	212	1/24/81	7	Missouri	Jefferson City, Mo.	UFA (CHI)-07
35	Ganther, Quinton	RB	5-9	214	7/15/84	2	Utah	Richmond, Calif.	D7c-06
33	Griffin, Michael	S	6-0	202	1/4/85	3	Texas	Austin, Texas	D1-07
13	Guice, Dudley	WR	6-3	209	5/28/86	R	Northwestern State	Fayette, Miss.	FA-09
45	Hall, Ahmad	FB	5-11	242	11/13/79	4	Texas	Angleton, Texas	FA-06
20	Harper, Nick	CB	5-10	182	9/10/74	9	Fort Valley State	Baldwin, Ga.	UFA (IND)-07
64	Harris, Leroy	G/C	6-3	302	6/6/84	3	N.C. State	Raleigh, N.C.	D4a-07
26	Harris, Tuff	DB	6-0	198	1/23/83	3	Montana	Colstrip, Mont.	FA-08
87	Hawkins, Lavelle	WR	5-11	190	7/12/86	2	California	Stockton, Calif.	D4b-08
75	Haye, Jovan	DT	6-2	285	6/21/82	5	Vanderbilt	Fort Lauderdale, Fla.	UFA (TB)-09
95	Hayes, William	DE	6-3	272	5/2/85	2	Winston-Salem State	High Point, N.C.	D4a-08
46	Haynes, Jeremy	CB	5-10	185	3/2/86	R	McNeese State	Waller, Texas	FA-09
42	Henry, Chris	RB	5-11	230	6/6/85	3	Arizona	Oakland, Calif.	D2-07
15	Hentrich, Craig	P/K	6-3	213	5/18/71	16	Notre Dame	Alton, Ill.	UFA (GB)-98
24	Hope, Chris	S	6-0	208	9/29/80	8	Florida State	Rock Hill, S.C.	UFA (PIT)-06
28	Johnson, Chris	RB	5-11	200	9/23/85	2	East Carolina	Orlando, Fla.	D1-08
91	Jones, Jason	DT	6-5	280	5/23/86	2	Eastern Michigan	Detroit, Mich.	D2-08
84	Jones, Mark	WR	5-9	185	11/3/80	6	Tennessee	Wallington, Pa.	UFA (CAR)-09
90	Kearse, Jevon	DE	6-4	265	9/3/76	11	Florida	Ft. Myers, Fla.	FA-08
59	Keglar, Stanford	LB	6-2	240	7/4/85	2	Purdue	Indianapolis, Ind.	D4c-08
62	King, Mitch	DT	6-2	280	5/5/86	R	Iowa	Burlington, Iowa	FA-09
70	Kropog, Troy	T/G	6-6	309	7/31/86	R	Tulane	Metairie, La.	D4b-09
60	Lekkerkerker, Cory	T	6-7	310	7/25/81	4	California-Davis	Chino, Calif.	FA-09
36	Little, Rafael	RB	5-9	195	9/23/86	2	Kentucky	Anderson, S.C.	FA-08
94	Marks, Sen'Derrick	DT	6-2	306	2/23/87	R	Auburn	Mobile, Ala.	D2-09
30	McCourty, Jason	CB	6-0	193	8/13/87	R	Rutgers	Nyack, N.Y.	D6a-09
51	McRath, Gerald	LB	6-3	231	6/16/86	R	Southern Mississippi	Powder Springs, Ga.	D4a-09
16	Morris, Phillip	WR	6-3	175	7/2/86	R	South Carolina State	Timmonsville, S.C.	FA-09
8	Mortensen, Alex	QB	6-1	222	11/24/85	R	Arkansas	Fairburn, Ga.	FA-09
29	Mouton, Ryan	CB	5-9	187	9/23/86	R	Hawaii	Houston, Texas	D3b-09
47	Mulligan, Matthew	TE	6-4	270	1/18/85	1	Maine	Enfield, Maine	FA-08
69	Murphy, Jason	C	6-2	310	8/7/82	1	Virginia Tech	Baltimore, Md.	FA-07
23	Nickey, Donnie	S	6-3	210	4/25/80	7	Ohio State	Plain City, Ohio	D5-03
66	Otto, Mike	T	6-5	308	7/24/83	2	Purdue	Kokomo, Ind.	D7-07
99	Ramsey, LaJuan	DT	6-3	300	3/19/84	3	Southern California	Venice Beach, Calif.	FA-09
7	Ramsey, Patrick	QB	6-2	225	2/14/79	8	Tulane	Ruston, La.	UFA (DEN)-09
21	Ringer, Javon	RB	5-9	205	2/2/87	R	Michigan State	Dayton, Ohio	D5-09
71	Roos, Michael	T	6-7	315	10/5/82	5	Eastern Washington	Vancouver, Wash.	D2-05
80	Scaife, Bo	TE	6-3	249	1/6/81	5	Texas	Denver, Colo.	D6-05
39	Schommer, Nick	S	6-0	201	1/3/86	R	North Dakota State	Prescott, Wis.	D7b-09
73	Scott, Jake	G	6-5	295	4/16/81	6	Idaho	Lewiston, Idaho	UFA (IND)-08
57	Stamer, Josh	LB	6-2	242	10/11/77	7	South Dakota	Sutherland, Iowa	UFA (BUF)-08
88	Stevens, Craig	TE	6-3	255	9/1/84	2	California	Rancho Palos Verdes, Calif.	D3-08
76	Stewart, David	T	6-7	318	8/28/82	5	Mississippi State	Moulton, Ala.	D4b-05
50	Thornton, David	LB	6-2	225	11/1/78	8	North Carolina	Goldsboro, N.C.	UFA (IND)-06
4	Trapasso, A.J.	P	5-11	225	2/6/86	R	Ohio State	Pickerington, Ohio	FA-09
55	Tulloch, Stephen	LB	5-11	235	1/1/85	4	N.C. State	Miami, Fla.	D4b-06
93	Vanden Bosch, Kyle	DE	6-4	278	11/17/78	9	Nebraska	Larchwood, Iowa	UFA (AZ)-05
61	Velasco, Fernando	C/G	6-4	304	2/22/85	1	Georgia	Wrens, Ga.	FA-08
96	Vickerson, Kevin	DT	6-5	305	1/8/83	4	Michigan State	Detroit, Mich.	FA-07
85	Washington, Nate	WR	6-1	185	8/28/83	5	Tiffin	Toledo, Ohio	UFA (PIT)-09
25	White, LenDale	RB	6-1	235	12/20/84	4	Southern California	Park Hill, Colo.	D2-06
41	Williams, Cary	CB	6-1	185	12/23/84	1	Washburn	Hollywood, Fla.	D7-08
11	Williams, Paul	WR	6-1	205	12/2/83	3	Fresno State	Avenal, Calif.	D3-07
10	Young, Vince	QB	6-5	233	5/18/83	4	Texas	Houston, Texas	D1-06
PHYSICALLY UNABLE TO PERFORM:									
68	Mawae, Kevin	C	6-4	289	1/23/71	16	Louisiana State	Leesville, La.	UFA (NYJ)-06

Roster Count: 80

As of Aug. 2, 2009

HEAD COACH: JEFF FISHER

ASSISTANT COACHES: MIKE HEIMERDINGER (offensive coordinator), CHUCK CECIL (defensive coordinator), DAVE MCGINNIS (asst. head coach/linebackers), STEVE WATTERSON (asst. head coach/strength and conditioning), EARNEST BYNER (running backs), MARTY GALBRAITH (special teams asst.), FRED GRAVES (wide receivers), TIM HAUCK (asst. secondary), CRAIG JOHNSON (quarterbacks), DOWELL LOGGAINS (quality control - offense), ALAN LOWRY (special teams), MIKE MUNCHAK (offensive line), MARCUS ROBERTSON (secondary), RAYNA STEWART (defensive asst./quality control), JIM WASHBURN (defensive line), RICHIE WESSMAN (offensive asst.), JOHN ZERNHELT (tight ends)

PRONUNCIATION GUIDE:

AMANO, Eugene	uh-MAHN-oh	HENTRICH, Craig	HEN-trick	SCHOMMER, Nick	SHOW-mer
AMATO, Ken	uh-MAHT-oh	KROPOG, Troy	KROW-pog	STAMER, Josh	STAY-mer
BIRONAS, Rob	bur-OWN-us	MAWAE, Kevin	muh-WHY	TULLOCH, Stephen	TULL-ock
FAGGINS, DeMarcus	FAY-ginz	MOUTON, Ryan	MOO-tahn		
Hall, AHMARD	ah-MOD	SCAIFE, Bo	SKAYF		

HOW ACQUIRED KEY: FA (free agent), UFA (unrestricted free agent), RFA (restricted free agent), D (draft pick), W (waivers), T (trade)

2009 TITANS NUMERICAL ROSTER

NO.	NAME	POS.	HT.	WT.	AGE	NFL EXP.	COLLEGE	HOMETOWN	HOW ACQUIRED
2	Rob Bironas	K	6-0	215	31	5	Ga. Southern/Auburn	Louisville, Ky.	FA-'05
4	A.J. Trappasso	P	5-11	225	23	R	Ohio State	Pickerington, Ohio	FA-'09
5	Kerry Collins	QB	6-5	245	36	15	Penn State	Lebanon, Pa.	UFA (OAK)-'06
7	Patrick Ramsey	QB	6-2	225	30	8	Tulane	Ruston, La.	UFA (DEN)-'09
8	Alex Mortensen	QB	6-1	222	23	R	Arkansas	Fairburn, Ga.	FA-'09
10	Vince Young	QB	6-5	233	26	4	Texas	Houston, Texas	D1-'06
11	Paul Williams	WR	6-1	205	25	3	Fresno State	Avenal, Calif.	D3-'07
12	Justin Gage	WR	6-4	212	28	7	Missouri	Jefferson City, Mo.	UFA (CHI)-'07
13	Dudley Guice	WR	6-3	209	23	R	Northwestern State	Fayette, Miss.	FA-'09
15	Craig Hentrich	P/K	6-3	213	38	16	Notre Dame	Alton, Ill.	UFA (GB)-'98
16	Phillip Morris	WR	6-3	175	23	R	South Carolina State	Timmonsville, S.C.	FA-'09
17	Chris Davis	WR	5-10	181	25	3	Florida State	St. Petersburg, Fla.	D4b-'07
18	Kenny Britt	WR	6-3	218	20	R	Rutgers	Bayonne, N.J.	D1-'09
19	Dominique Edison	WR	6-2	204	23	R	Stephen F. Austin	San Augustine, Texas	D6b-'09
20	Nick Harper	CB	5-10	182	34	9	Fort Valley State	Baldwin, Ga.	UFA (IND)-'07
21	Javon Ringer	RB	5-9	205	22	R	Michigan State	Dayton, Ohio	D5-'09
22	Vincent Fuller	S	6-1	190	26	5	Virginia Tech	Baltimore, Md.	D4a-'05
23	Donnie Nickey	S	6-3	210	29	7	Ohio State	Plain City, Ohio	D5-'03
24	Chris Hope	S	6-0	208	28	8	Florida State	Rock Hill, S.C.	UFA (PIT) -'06
25	LenDale White	RB	6-1	235	24	4	Southern California	Park Hill, Colo.	D2-'06
26	Tuff Harris	DB	6-0	198	26	3	Montana	Colstrip, Mont.	FA-'08
28	Chris Johnson	RB	5-11	200	23	2	East Carolina	Orlando, Fla.	D1-'08
29	Ryan Mouton	CB	5-9	187	22	R	Hawaii	Houston, Texas	D3b-'09
30	Jason McCourty	CB	6-0	193	21	R	Rutgers	Nyack, N.Y.	D6a-'09
31	Cortland Finnegan	CB	5-10	188	25	4	Samford	Milton, Fla.	D7a-'06
32	Tanard Davis	CB	5-10	190	26	1	Miami (Fla.)	Miami, Fla.	FA-'08
33	Michael Griffin	S	6-0	202	24	3	Texas	Austin, Texas	D1-'07
35	Quinton Ganther	RB	5-9	214	25	2	Utah	Richmond, Calif.	D7c-'06
36	Rafael Little	RB	5-9	195	22	2	Kentucky	Anderson, S.C.	FA-'08
38	DeMarcus Faggins	CB	5-10	178	30	8	Kansas State	Irving, Texas	UFA (HST)-'09
39	Nick Schommer	S	6-0	201	23	R	North Dakota State	Prescott, Wis.	D7b-'09
41	Cary Williams	CB	6-1	185	24	1	Washburn	Hollywood, Fla.	D7-'08
42	Chris Henry	RB	5-11	230	24	3	Arizona	Oakland, Calif.	D2-'07
44	Rodney Ferguson II	RB	5-11	245	22	R	Nex Mexico	Albuquerque, N.M.	FA-'09
45	Ahmad Hall	FB	5-11	242	29	4	Texas	Angleton, Texas	FA-'06
46	Jeremy Haynes	CB	5-10	185	23	R	McNeese State	Waller, Texas	FA-'09
47	Matthew Mulligan	TE	6-5	270	24	1	Maine	Enfield, Maine	FA-'08
48	Casey Cramer	FB	6-2	250	27	5	Dartmouth	Middleton, Wis.	FA-'08
50	David Thornton	LB	6-2	225	30	8	North Carolina	Goldsboro, N.C.	UFA (IND) -'06
51	Gerald McRath	LB	6-3	231	23	R	Southern Mississippi	Powder Springs, Ga.	D4a-'09
52	Ryan Fowler	LB	6-3	250	27	6	Duke	Redington Shores, Fla.	RFA (DAL)-'07
53	Keith Bulluck	LB	6-3	235	32	10	Syracuse	New City, N.Y.	D1-'00
54	Eugene Amano	G/C	6-3	310	27	6	SE Missouri State	San Diego, Calif.	D7-'04
55	Stephen Tulloch	LB	5-11	235	24	4	N.C. State	Miami, Fla.	D4b-'06
56	Colin Allred	LB	6-1	238	26	2	Baylor	Dallas, Texas	FA-'07
57	Josh Stamer	LB	6-2	242	31	7	South Dakota	Sutherland, Iowa	UFA (BUF)-'08
58	Ken Amato	LB/LS	6-2	245	32	7	Montana State	Miami, Fla.	FA-'03
59	Stanford Keglar	LB	6-2	240	24	2	Purdue	Indianapolis, Ind.	D4c-'08
60	Cory Lekkerkerker	T	6-7	310	28	4	California-Davis	Chino, Calif.	FA-'09
61	Fernando Velasco	C/G	6-4	304	24	1	Georgia	Wrens, Ga.	FA-'08
62	Mitch King	DT	6-2	280	23	R	Iowa	Burlington, Iowa	FA-'09
64	Leroy Harris	G/C	6-3	302	25	3	N.C. State	Raleigh, N.C.	D4a-'07
66	Mike Otto	T	6-5	308	26	2	Purdue	Kokomo, Ind.	D7-'07
67	Doug Datish	C/G	6-4	305	26	2	Ohio State	Warren, Ohio	FA-'08
69	Jason Murphy	C	6-2	310	26	1	Virginia Tech	Baltimore, Md.	FA-'07
70	Troy Kropog	T/G	6-6	309	23	R	Tulane	Metairie, La.	D4b-'09
71	Michael Roos	T	6-7	315	26	5	Eastern Washington	Vancouver, Wash.	D2-'05
73	Jake Scott	G	6-5	295	28	6	Idaho	Lewiston, Idaho	UFA (IND)-'08
75	Jovan Haye	DT	6-2	285	27	5	Vanderbilt	Fort Lauderdale, Fla.	UFA (TB) -'09
76	David Stewart	T	6-7	318	26	5	Mississippi State	Moulton, Ala.	D4b-'05
77	Ryan Durand	G	6-5	305	23	R	Syracuse	Leominster, Mass.	D7a-'09
78	Jacob Ford	DE	6-4	256	26	3	Central Arkansas	Memphis, Tenn.	D6b-'07
80	Bo Scaife	TE	6-3	249	28	5	Texas	Denver, Colo.	D6-'05
83	Alge Crumpler	TE	6-2	262	31	9	North Carolina	Wilmington, N.C.	FA-'08
84	Mark Jones	WR	5-9	185	28	6	Tennessee	Wallingford, Pa.	UFA (CAR)-'09
85	Nate Washington	WR	6-1	185	25	5	Tiffin	Toledo, Ohio	UFA (PIT)-'09
87	Lavelle Hawkins	WR	5-11	190	23	2	California	Stockton, Calif.	D4b-'08
88	Craig Stevens	TE	6-3	255	24	2	California	Rancho Palos Verdes, Calif.	D3-'08
89	Jared Cook	TE	6-5	246	22	R	South Carolina	Suwanee, Ga.	D3a-'09
90	Jevon Kearse	DE	6-4	265	32	11	Florida	Ft. Myers, Fla.	FA-'08
91	Jason Jones	DT	6-5	280	23	2	Eastern Michigan	Detroit, Mich.	D2-'08
92	Larry Birdine	DE	6-4	265	25	2	Oklahoma	Altus, Okla.	FA-'09
93	Kyle Vanden Bosch	DE	6-4	278	30	9	Nebraska	Larchwood, Iowa	UFA (AZ)-'05
94	Sen'Derrick Marks	DT	6-2	306	22	R	Auburn	Mobile, Ala.	D2-'09
95	William Hayes	DE	6-3	272	24	2	Winston-Salem State	High Point, N.C.	D4a-'08
96	Kevin Vickerson	DT	6-5	305	26	4	Michigan State	Detroit, Mich.	FA-'07
97	Tony Brown	DT	6-3	290	28	5	Memphis	Chattanooga, Tenn.	FA-'06
98	Dave Ball	DE	6-5	277	28	5	UCLA	Dixon, Calif.	FA-'08
99	LaJuan Ramsey	DT	6-3	300	25	3	Southern California	Venice Beach, Calif.	FA-'09
PHYSICALLY UNABLE TO PERFORM:									
68	Kevin Mawae	C	6-4	289	38	16	Louisiana State	Leesville, La.	UFA (NYJ)-'06

Roster Count: 80
As of Aug. 2, 2009

HEAD COACH: JEFF FISHER

ASSISTANT COACHES: MIKE HEIMERDINGER (offensive coordinator), CHUCK CECIL (defensive coordinator), DAVE MCGINNIS (asst. head coach/linebackers), STEVE WATTERSON (asst. head coach/strength and conditioning), EARNEST BYNER (running backs), MARTY GALBRAITH (special teams asst.), FRED GRAVES (wide receivers), TIM HAUCK (asst. secondary), CRAIG JOHNSON (quarterbacks), DOWELL LOGGAINS (quality control - offense), ALAN LOWRY (special teams), MIKE MUNCHAK (offensive line), MARCUS ROBERTSON (secondary), RAYNA STEWART (defensive asst./quality control), JIM WASHBURN (defensive line), RICHIE WESSMAN (offensive asst.), JOHN ZERNHELT (tight ends)

HOW ACQUIRED KEY: FA (free agent), UFA (unrestricted free agent), RFA (restricted free agent), D (draft pick), W (waivers), T (trade)