

Diagrams



Diagram 5



Diagram 6

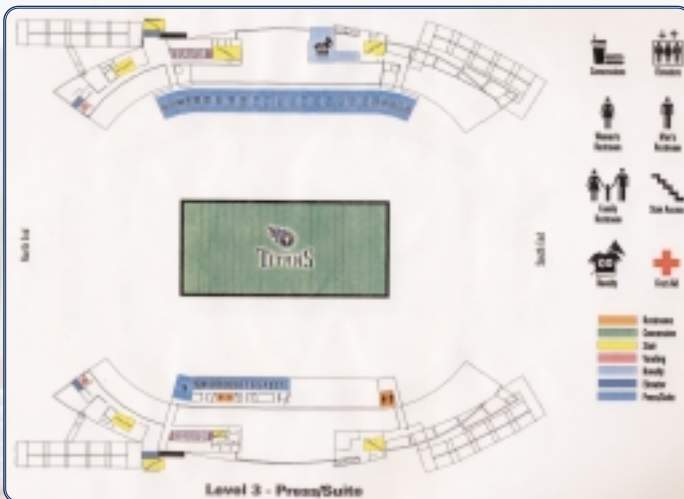


Diagram 7

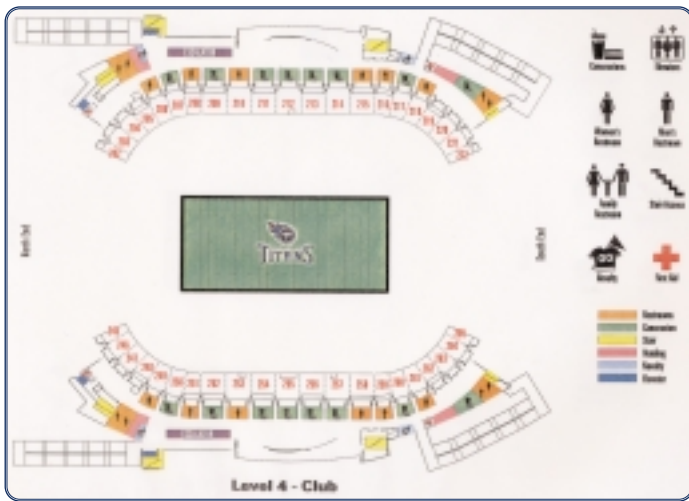


Diagram 8

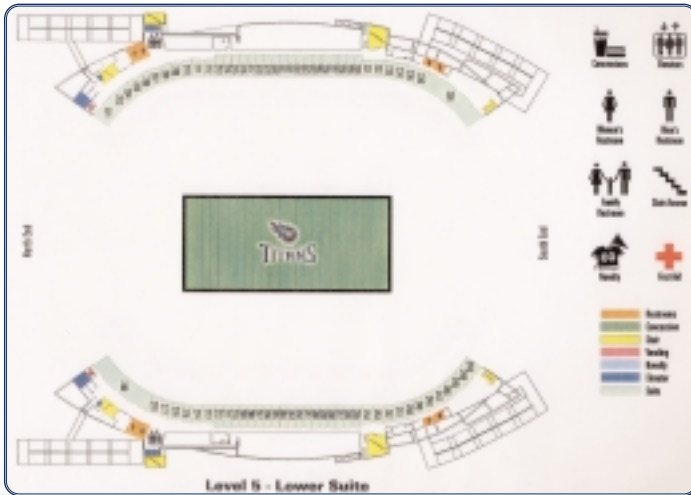


Diagram 9

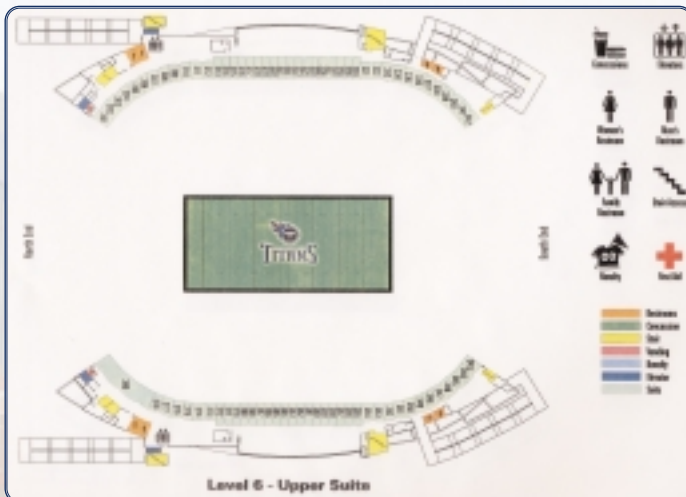



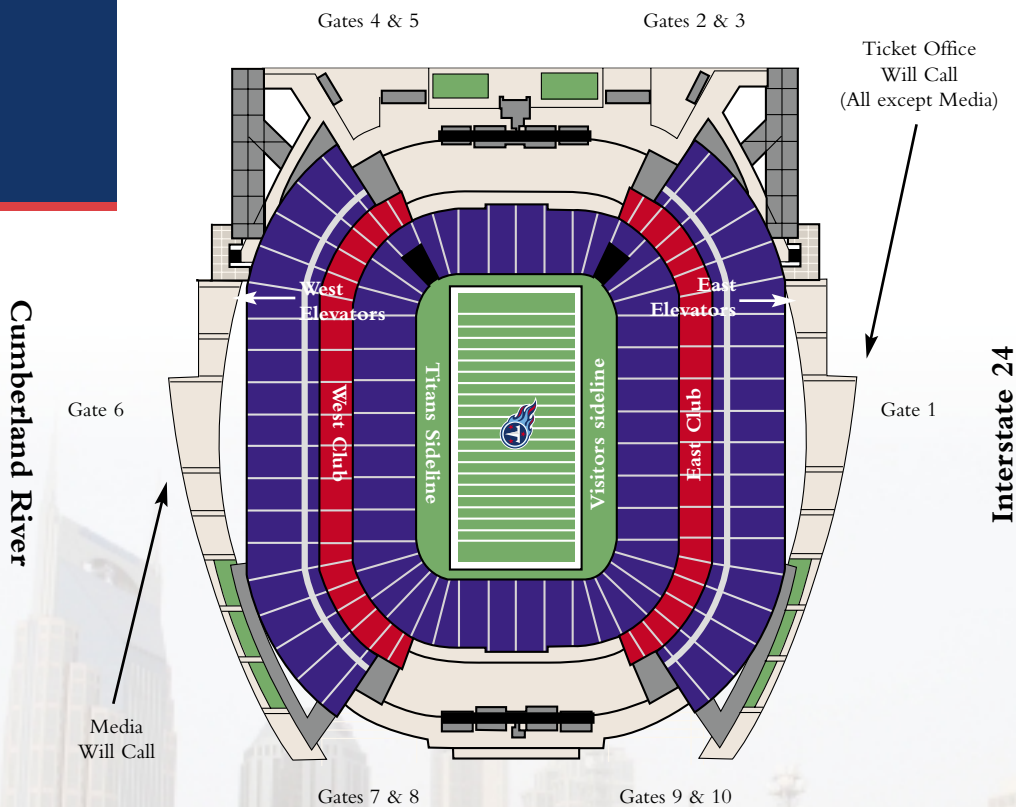
Diagram 10

The Coliseum Compass

Diagrams



Woodland Street/Juvenile Justice Center



Shelby Street

Diagram 11

Diagrams

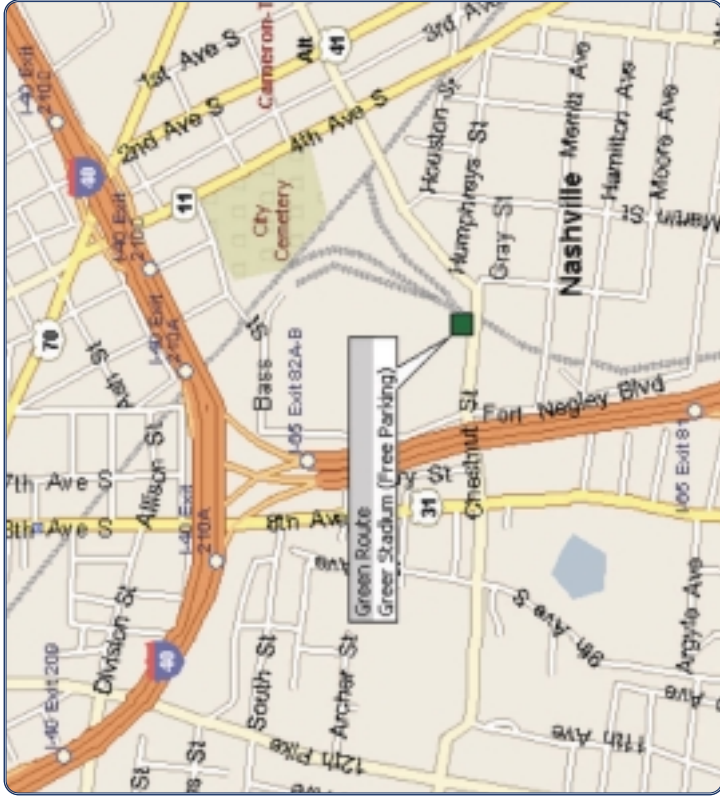


Diagram 12



Diagram 13

Stadium key

Upper level

H	G	F	E

Loge

L1	L2	L3

Club level

C4	C3	C2	C1

Lower level

D	C	B	A

NOTE: White sections indicate single-game sales

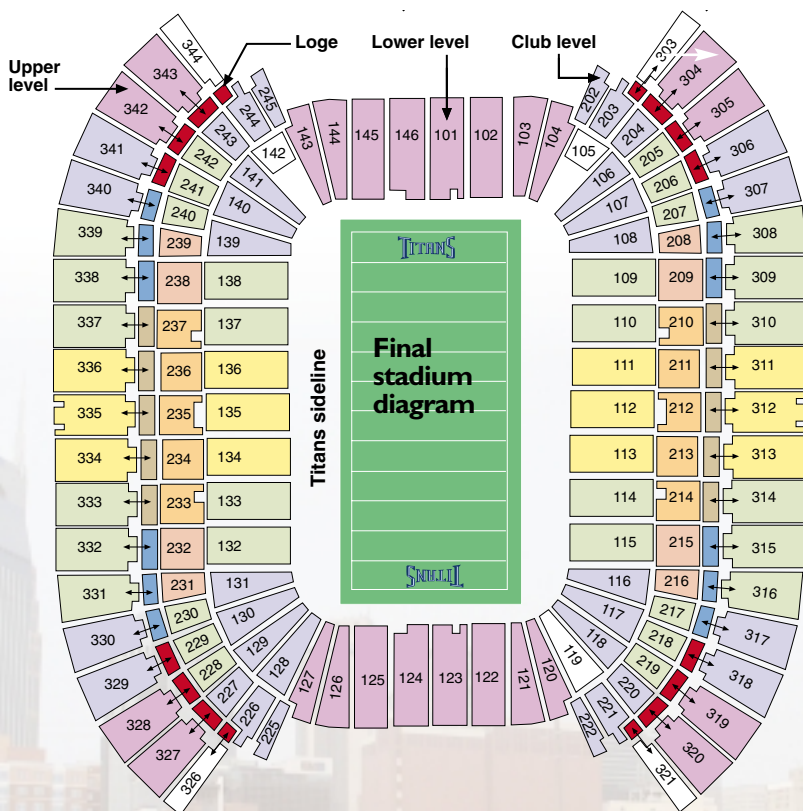


Diagram 14



ABOUT THIS GUIDE

The Tennessee Titans and The Coliseum respect the rights of individuals with disabilities and publish this Guide in an effort to acquaint visitors and guests with disabilities with The Coliseum's accessibility features.

Since the publication of our initial Guide in November of 1999, we have made changes and improvements to Coliseum amenities for guests with disabilities, including:

- Added new signage with Braille characters to the exits of restrooms and other signage not already in Braille.
- Built and added new condiment counters in various locations to provide accessibility to patrons in wheelchairs.
- Rewrote and published this second edition of "Information and Guide for Guests with Disabilities" with new information, better maps and more graphics.
- Hosted tours of advocates for persons with disabilities to elicit ideas and comments.

This edition of the Guide is available in limited quantities in both large print and Braille. For a free copy of the Guide, call, write or e-mail:

Steve Underwood
Office of General Counsel
Tennessee Titans
460 Great Circle Road
Nashville, TN 37228
615-565-4000
sunderwood@titans.nfl.com

The Guide is also available at www.titansonline.com
(Key words: "Coliseum" and "Guide").

Home of



Music City Miracle

JANUARY 8, 2000

Titans 22  Bills 16

