



TENNESSEE TITANS



Baptist Sports Park • 460 Great Circle Rd • Nashville, TN 37228 • 615-565-4100 • 615-565-4105 Fax • www.titansonline.com

Press Release

Robbie Bohren • Director of Media Relations
Jared Puffer • Media Relations Assistant

Dwight Spradlin • Assistant Director of Media Relations
Gary Glenn • Director of Internet Operations/Publications

FOR IMMEDIATE RELEASE

JANUARY 24, 2008

2007 IN REVIEW: TITANS ADVANCE TO PLAYOFFS AFTER 10-6 REGULAR SEASON

Team looks forward to 2008; will select 24th in NFL Draft

2007 TITANS SCHEDULE & RESULTS

PRESEASON		
Date	Opponent	Result
Sat., Aug. 11	WASHINGTON	L, 6-14
Fri., Aug. 17	at New England	W, 27-24
Fri., Aug. 24	at Buffalo	W, 28-17
Thur., Aug. 30	GREEN BAY	W, 30-14

REGULAR SEASON		
Date	Opponent	Result
Sun., Sept. 9	at Jacksonville	W, 13-10
Sun., Sept. 16	INDIANAPOLIS	L, 20-22
Mon., Sept. 24	at New Orleans	W, 31-14
Sun., Sept. 30	BYE	
Sun., Oct. 7	ATLANTA	W, 20-13
Sun., Oct. 14	at Tampa Bay	L, 10-13
Sun., Oct. 21	at Houston	W, 38-36
Sun., Oct. 28	OAKLAND	W, 13-9
Sun., Nov. 4	CAROLINA	W, 20-7
Sun., Nov. 11	JACKSONVILLE	L, 13-28
Mon., Nov. 19	at Denver	L, 20-34
Sun., Nov. 25	at Cincinnati	L, 6-35
Sun., Dec. 2	HOUSTON	W, 28-20
Sun., Dec. 9	SAN DIEGO	L, 17-23 (OT)
Sun., Dec. 16	at Kansas City	W, 26-17
Sun., Dec. 23	N.Y. JETS	W, 10-6
Sun., Dec. 30	at Indianapolis	W, 16-10

PLAYOFFS		
Date	Opponent	Result
Sun., Jan. 6	at San Diego	L, 6-17

2007 AFC SOUTH STANDINGS

Team	W	L	T	Pct
z - Indianapolis	13	3	0	0.813
x - Jacksonville	11	5	0	0.688
x - Tennessee	10	6	0	0.625
Houston	8	8	0	0.500

x - Clinched playoff berth
z - Clinched division title and first-round bye

2007 SEASON REVIEW

NASHVILLE, TENN. — The Tennessee Titans have turned their attention to the details of a busy NFL offseason. As players transition from the rigors of the season to their lengthy spring workout regimens, the team's staff and front office members brace for the demands of the approaching free agent and draft cycles. They do so on the heels of an invigorating 2007 campaign that re-established the club as a playoff contender and furthered the hopes of fans that a new era of sustained success has dawned in Music City.

The optimism of the Titans derives from their 10-6 record in 2007 and advancement into the playoffs for the first time since the 2003 season. Ultimately, their season ended at the hands of the San Diego Chargers, who defeated the Titans by a final score of 17-6 in a Wild Card Playoff contest.

The Titans improved their record for the third consecutive season. Prior to their 10-win season in 2007, they posted a 4-12 record in 2005 and were 8-8 in 2006.

Quick Start Made a Difference

A strong start proved critical to the Titans in their push for a Wild Card Playoff berth. They opened the season with six wins in their first eight games. Their only two losses in the first half of the season came against eventual division winners. They suffered a two-point defeat to the Indianapolis Colts and a three-point loss at Tampa Bay to the Buccaneers.

After their strong start, the Titans lost four of their next five games, setting up a must-win scenario in their final three weeks of the regular season. They responded with a win at Kansas City, a victory in their home finale against the New York Jets and a win at Indianapolis on *Sunday Night Football* to clinch the sixth seed in the playoffs.

Within the AFC South

For the second consecutive season, the Titans went 4-2 within the AFC South Division, which in 2007 became the winningest division in the NFL since 1970. The division-winning Indianapolis Colts (13-3), Jacksonville Jaguars (11-5), Titans (10-6) and Houston Texans (8-8) all finished with at least a .500 record, and the Titans garnered at least one win against each of the other clubs in the division.

The Titans finished third in the division behind the Colts, the second-seed in the AFC playoffs, and the fifth-seeded Jaguars, winners of the other Wild Card berth.

Three Pro Bowlers

Among the many contributors to Tennessee's playoff season, three Titans were recognized by fans, coaches and fellow players as Pro Bowl selections -- defensive end **Kyle Vanden Bosch**, defensive tackle **Albert Haynesworth** and kicker **Rob Bironas**. The three selections were the most by the Titans since sending five players to Hawaii at the conclusion of the 2003 season.

Vanden Bosch ranked sixth in the AFC with 12 sacks, the second highest total of his career. He also registered 115 total tackles, which ranked second on the squad. It was the second time in three seasons with the Titans that Vanden Bosch was named to the Pro Bowl.

Haynesworth, in his sixth NFL season, made his first Pro Bowl squad and also earned first-team All-Pro honors. He set a career high with six sacks and added 69 tackles, 23 quarterback pressures, six tackles for loss and three passes defended.

Continued on next page



TABLE OF CONTENTS

1-2 2007 Season and Results
3 2008 Key Dates
A Look Ahead to 2008
4-5 Titans in Free Agency
5-6 NFL Draft
7 General Manager Mike Reinfeldt
8 Mike Heimerdinger Hired
Titans Pro Bowlers
Jeff Fisher in the Playoffs
9 Regular Starters in 2007
10 Titans Leaders & Rankings
11-12 Jeff Fisher Notes
13-18 Team Notes
19 Team Stats in Recent Playoff Seasons
Titans Honor Roll
20-22 QB Vince Young
23 Offensive Line
24-25 RB LenDale White
25-26 RB Chris Brown
26 QB Kerry Collins
27 WRs Justin Gage & Roydell Williams
28 WRs Eric Moulds & Brandon Jones
28-29 DT Albert Haynesworth
29-31 DE Kyle Vanden Bosch
31 DEs Antwan Odom & Travis LaBoy
31-32 LB Keith Bulluck
33 LB David Thornton & S Chris Hope
34 S Michael Griffin, Nickel DB Vincent Fuller & CBs Cortland Finnegan & Nick Harper
35 P Craig Hentrich
36-37 K Rob Bironas
37 By the Numbers
38-40 Offensive Overview
40-42 Defensive Overview
42-43 Specialists Overview
43 Offensive & Defensive Rankings by the Week
44 Roster by Experience
Television Ratings in 2007
Media Contact Info
45 2007 Participation Chart
46 2007 Transactions
47-48 Individual Records Update
49 Team Records Update
50 How the 2007 Titans Were Built
51-52 2007 Regular Season Statistics
53-54 2007 Postseason Statistics
55-56 2007 Preseason Statistics
57 The Last Time, Regular Season
58 The Last Time, Playoffs
59 Depth Chart
60 Positional Roster
61 Alphabetical Roster
62 Numerical Roster

2007 SEASON REVIEW (CONTINUED)

Bironas, also a first-time Pro Bowler, led the NFL with 35 field goals. He was 35-of-39 on field goal attempts, and his 133 points accounted for the second-highest total in team history in a single season. He made 19 consecutive field goals from October 14-November 25, including an NFL-record eight field goals in a game at Houston (10/21).

Defensive Ranks Fifth

The Titans defense made significant strides in 2007. The unit that was ranked statistically 32nd in the NFL in 2006, giving up 369.7 yards per game, rose to a fifth overall ranking in 2007 by allowing just 291.6 yards per contest.

The Titans had the fifth-ranked rushing defense (92.4 yards per game) and the 10th-ranked passing defense (199.2) in 2007. They allowed 18.6 points per game, which ranked eighth in the league. They forced 34 turnovers, tied with Seattle for the sixth-highest total.

In addition to Vanden Bosch and Haynesworth, several members of the defense stepped forward to make important contributions. Defensive ends **Antwan Odom** (eight sacks) and **Travis LaBoy** (six) combined for 14 sacks. Meanwhile, linebacker **David Thornton** paced the squad with 140 tackles, the second-best mark of his career. Fellow linebacker **Keith Bulluck** reached 100 tackles for the sixth time in his career (109) and added a career-high five interceptions to lead the team. Second-year cornerback **Cortland Finnegan**, in his first year as a full-time starter, posted 109 tackles and added a team-high 16 passes defensed. At free safety, first-round draft pick **Michael Griffin** started 10 games and registered 49 tackles and three interceptions.

Offensive Improvement

The Titans improved their offensive ranking in 2007 as well. They went from 27th in the league in 2006 with 300.6 yards per game to 21st in the league with 311.7 yards per contest. They had the league's fifth-ranked rushing attack in both seasons (138.4 yards per game in 2006, 131.8 in 2007) and improved from 30th in passing (162.3) to 27th (179.9).

The team's offensive personnel was especially youthful in 2007. Other than 14-year veteran center **Kevin Mawae** and 10-year guard **Benji Olson**, every regular offensive starter was a fifth-year player or younger. Seven offensive starters had three or fewer years of experience.

That included the team's starting quarterback and running back tandem of **Vince Young** and **LenDale White**, Tennessee's first- and second-round draft picks in 2006. Young started 15 games, passed for 2,546 yards and improved his career record as a starter to 17-11. White started every regular season game and registered 1,110 rushing yards and seven touchdowns to lead the team.

The Titans have one of the most promising offensive tackle duos in the NFL. Left tackle **Michael Roos** and right tackle **David Stewart** each completed their third seasons. Roos has started every game in his career and Stewart has not missed a start since entering the lineup in Week 3 of the 2006 season.

At wide receiver, the Titans rejuvenated the career of **Justin Gage**, an unrestricted free agent addition from the Chicago Bears. In his fifth NFL season, Gage tied third-year receiver **Roydell Williams** for the team lead with 55 receptions and led the team with a career-high 750 receiving yards. Williams led the squad with four receiving touchdowns.

Jeff Fisher and Staff

Head Coach **Jeff Fisher**, who leads NFL head coaches in tenure with their current clubs, completed his 13th full season as head coach of the Titans. He took a team that on average had the youngest starters in the league (25.81 years) at the beginning of the season and made the playoffs for the fifth time in his career.

At the start of the 2008 offseason, Fisher made a significant change in his coaching staff. The Titans will welcome back Offensive Coordinator **Mike Heimerdinger** to the team. Heimerdinger previously served as the team's offensive coordinator from 2000-04. He helped the team to its second-highest all-time point total in 2003 (435) and supervised the development of quarterback Steve McNair, culminating in McNair winning co-MVP honors in 2003. Heimerdinger spent one season as offensive coordinator with the New York Jets and the past two seasons as assistant head coach/quarterbacks with the Denver Broncos since leaving the Titans in 2005.

Personnel Changes in the Offseason

As the Titans move into the 2008 offseason, they face the challenge of improving the team through free agency and the draft.

Mike Reinfeldt, entering his second season with the club as general manager, must lead the club in its decisions on 14 unrestricted free agents, seven restricted free agents and two exclusive rights free agents, all of whom will become available to other teams on February 29 unless the Titans re-sign, tender or place franchise or transition tags on them. The Titans are well under the league's salary cap in 2008, meaning they may, if they choose, re-sign many of those players and seek additional free agents from other clubs.

On April 26-27, the Titans will add players via the NFL Draft. The team currently possesses six picks in the seven-round draft, although they may be awarded compensatory selections later in the offseason. They hold the 24th overall pick in the first round.



2008 KEY DATES

Feb. 20-26: Scouting Combine, Indianapolis, Ind.
Feb. 21: Deadline for clubs to designate franchise and transition players
Feb. 28: Expiration date of all player contracts due to expire in 2007; deadline for submission of qualifying offers by clubs to their restricted free agents whose contracts have expired and to whom they desire to retain a right of first refusal/compensation
Feb. 29: Free agency and trading periods begin
March 24: Titans offseason workout program begins
March 30- Apr. 3: NFL Meeting, The Breakers, Palm Beach, Fla.

Late March/Early April: 2008 regular season schedule announced
April-June: Titans OTAs
Apr. 26: NFL Draft (Rounds 1-2)
Apr. 27: NFL Draft (Rounds 3-7)
May 2-3: Rookie Minicamp
June 23: Titans Charity Golf Classic
Late July: Training camp opens
Aug. 7-11: Preseason Week 1
Sept. 4-8: Kickoff Weekend

A LOOK AHEAD TO 2008

Looking ahead to 2008, opponents for the regular season are set. While dates and times have yet to be announced, the Titans know their home and road opponents.

In addition to home and away games against teams from the AFC South, the Titans will face each team from the AFC North and each team from the NFC North.

Additionally, every team has two conference games scheduled based on order of finish within its respective division. The Titans finished third this year in the AFC South, giving them a home game against a team from the AFC East and a road contest against a team from the AFC West. From the East, they will play the New York Jets, and from the West, they will play the Kansas City Chiefs, both of whom had 4-12 records in 2007.

Tennessee's home schedule includes the Houston Texans, Indianapolis Colts, Jacksonville Jaguars, Cleveland Browns, Pittsburgh Steelers, Green Bay Packers, Minnesota Vikings and the Jets.

On the road, the Titans will face Houston, Indianapolis, Jacksonville, the Baltimore Ravens, Cincinnati Bengals, Chicago Bears, Detroit Lions and the Chiefs.

Preseason opponents as well as dates and times of regular season games are typically announced by the NFL in March or April.

TOUGH HOME SCHEDULE:

Tennessee's 2008 home opponents had a combined 2007 record of 77-51, a winning percentage of .601. Only one of their home opponents, the New York Jets (4-12), had a losing record in 2007. The remaining seven clubs were at least 8-8, and four of those teams went to the playoffs -- the Packers (13-3), Colts (13-3), Jaguars (11-5) and Steelers (10-6). The Packers, Colts and Steelers all won their respective divisions.

On the road, the Titans will face teams with a combined 2007 record of 62-66 (.484). The Colts and Jaguars will be the only two reigning playoff teams on the road schedule.

RARE MEETINGS:

The 2008 season will feature several rare appearances by visiting teams at LP Field and by the Titans on the road.

Minnesota, one of two NFL teams that have never played a regular season game at LP Field, will be one of two NFC teams that will be coming to Nashville during the regular season. The other is the Green Bay Packers, who the Titans have played every preseason since 2002 but have not hosted at LP Field in the regular season since 2001. Also, the Cleveland Browns and Pittsburgh Steelers will make their first regular season appearances at LP Field since 2002.

One of Tennessee's eight road games will take place at Chicago's Soldier Field, where the Titans will make their first regular season appearance since 1995. Titans Head Coach **Jeff Fisher** played for the Bears from 1981-85.

Also, the Titans will make their first-ever appearance at Detroit's Ford Field, which opened in 2002.

STAR-STUDED SCHEDULE:

Some of the NFL's biggest names will be on display at LP Field in 2008 during Titans home games. The star-studded list includes three of the last four *Associated Press* Offensive Rookies of the Year -- Titans quarterback **Vince Young** (2006), Steelers quarterback **Ben Roethlisberger** (2004) and

2008 TITANS OPPONENTS

Home Opponents	2007 Results			
	W	L	T	Pct.
Cleveland Browns	10	6	0	.625
Green Bay Packers*	13	3	0	.813
Houston Texans	8	8	0	.500
Indianapolis Colts*	13	3	0	.813
Jacksonville Jaguars**	11	5	0	.688
Minnesota Vikings	8	8	0	.500
New York Jets	4	12	0	.250
Pittsburgh Steelers*	10	6	0	.625
Home Opp. Totals	77	51	0	.601

Road Opponents	2007 Results			
	W	L	T	Pct.
Baltimore Ravens	5	11	0	.313
Cincinnati Bengals	7	9	0	.438
Chicago Bears	7	9	0	.438
Detroit Lions	7	9	0	.438
Houston Texans	8	8	0	.500
Indianapolis Colts*	13	3	0	.813
Jacksonville Jaguars**	11	5	0	.688
Kansas City Chiefs	4	12	0	.250
Road Opp. Totals	62	66	0	.484
All Opp. Totals	139	117	0	.543

* 2007 Division Winner

** 2007 Wild Card Winner

Vikings running back **Adrian Peterson** (2007). The 2006 Defensive Rookie of the Year, linebacker **DeMeco Ryans**, along with teammate **Mario Williams**, the first overall pick in the 2006 draft, also are scheduled to appear when the Texans visit Nashville. Two former league MVPs, Packers quarterback **Brett Favre** and Colts quarterback **Peyton Manning**, are scheduled for return visits, as is Jets quarterback and Tennessee native **Chad Pennington**; Browns 1,000-yard rusher **Jamal Lewis**; and Jacksonville's top-tier rushing tandem of **Fred Taylor** and **Maurice Jones-Drew**.

On the road, the Titans are scheduled to face Cincinnati quarterback **Carson Palmer**; Chicago's talented returner **Devin Hester** and linebacker **Brian Urlacher**; Detroit's receiving combo of **Roy Williams** and **Calvin Johnson**; and Kansas City running back **Larry Johnson**.



2008 CLUB FREE AGENTS

Titans players scheduled to become free agents on February 29 and their games played/games started in 2007:

Table with 2 columns: Free Agents and 2007 GP/GS. Categories include Unrestricted Free Agents (14), Restricted Free Agents (7), and Exclusive Rights Free Agents (2).

RECENT FREE AGENT HISTORY

Recent Titans unrestricted and restricted free agency additions and losses:

2007
Players Signed (5): LB Ryan Fowler (RFA), WR Justin Gage, CB Nick Harper, CB Kelly Herndon*, WR Eric Moulds*
Players Lost (3): WR Drew Bennett, WR Bobby Wade, DT Robaire Smith

* Signed after the official "unrestricted free agency" period ended

2006
Players Signed (4): LB David Thornton, WR David Givens, C Kevin Mawae, S Chris Hope
Players Lost (4): LB Rocky Boiman, C Justin Hartwig, LB Brad Kassell, S Tank Williams

2005
Players Signed (1): DE Kyle Vanden Bosch
Players Lost (4): RB Antowain Smith, WR Eddie Berlin, CB Andre Dyson and TE Shad Meier

2004
Players Signed (0)
Players Lost (2): DE Jevon Kearse, DT Robaire Smith

2003
Players Signed (0)
Players Lost (5): WR Kevin Dyson, DT John Thornton, CB Dainon Sidney, CB Donald Mitchell, S Rich Coady

FREE AGENCY PERIOD APPROACHES

The NFL's unrestricted free agency period is scheduled to begin at 12:00 a.m. on February 29. Projected to be well under the NFL's salary cap of approximately \$116 million, the Titans will be able to add players to the roster whose current contracts expire at midnight February 28.

This will be the second free agency period under Mike Reinfeldt, who was hired February 12, 2007 and had less than three weeks to prepare for his first endeavor into free agency as the team's general manager. Still, Reinfeldt brought in key contributors to the team throughout the offseason, such as cornerback Nick Harper and wide receivers Justin Gage and Eric Moulds. He crafted a deal to bring aboard restricted free agent linebacker Ryan Fowler and also re-signed unrestricted free agent quarterback Kerry Collins.

The Titans lost three players in 2007 as unrestricted free agents -- wide receivers Drew Bennett (St. Louis) and Bobby Wade (Minnesota) and defensive tackle Robaire Smith (Cleveland).

This year the Titans have 14 unrestricted free agents: Jacob Bell, Chris Brown, Justin Gage, Gilbert Gardner, Ben Hartsock, Albert Haynesworth, Chidi Iwuoma, Travis LaBoy, Eric Moulds, Donnie Nicky, Antwan Odom, Rich Scanlon, Randy Starks and Ben Troupe. The team's seven restricted free agents are Rob Bironas, Casey Cramer, Vincent Fuller, Reynaldo Hill, Daniel Loper, Bo Scaife and David Stewart. Sean Conover and Ahmard Hall are the club's only exclusive rights free agents.

Unrestricted free agents are players who have completed four or more NFL seasons and whose contracts have expired. They are free to negotiate and sign with any club once the free agency period begins with no rights held by the old club.

Restricted free agents are players who have completed three seasons in the NFL and whose contracts have expired. They can receive a qualifying offer from their previous club, but they are free to negotiate with other teams. If a restricted free agent accepts an offer from a new club, the previous club has a right to match the offer. If the previous club does not match the offer, they could receive one or more draft choices as compensation from the new club based on the level of the qualifying offer from the previous club.

Exclusive rights free agents are players who have completed two or fewer NFL seasons. Their rights belong to their present club provided they are made a minimum qualifying offer.

Number of Titans players signed and lost in franchise free agency history:

Table with 9 columns: Year, Signed, Lost (repeated three times). Includes a note: * Plan B Free Agency

In 2007, a total of 308 unrestricted free agents from across the NFL hit the open market. Out of those, 126 players switched teams. There were also four restricted free agents to sign with a new club.

Combining the 2007 total and the 154 players who switched teams in free agency in 2006, there have been 284 players who have signed with different clubs as unrestricted or restricted free agents over the past two years. That is the highest two-year total since 1995-96 (185).

Number of NFL players to switch teams in free agency since 1993:

Table with 6 columns: Year, Unrestricted, Restricted, Transition, Franchise, Totals



FRANCHISE AND TRANSITION DESIGNATIONS

Teams are allowed to designate "franchise" and "transition" players this year from February 7 through February 21.

There are two types of franchise players. Clubs retain exclusive negotiating rights to an "exclusive" franchise player by committing to a minimum offer of the average of the top five salaries at the player's position as of the end of the restricted free agent signing period on April 18, or a 20 percent increase over his 2007 salary, or the average of the top five salaries at his position as of the end of last season -- whichever of the three is greater. Other clubs cannot negotiate with exclusive franchise players.

The second type of franchise player is offered a minimum of the average of the top five salaries at his position in the 2007 season, or a 20 percent salary increase, whichever is greater. This type of franchise player may negotiate with other clubs. His original club may match the offer and retain the player, or receive two first-round draft choices as compensation if the original club elects not to match.

Each club is permitted one franchise designation in any year of the Collective Bargaining Agreement. If a franchise player signs a multiyear contract with his current club between February 22 and July 15, the club retains its franchise player designation for the following league year. After July 15, any contract signed by a franchise player can only be for one year.

Also, a club may designate a transition player in lieu of a franchise player in any year when the franchise designation is available. A transition player designation gives the club a first-refusal right to match an offer sheet given to the player by another club. To designate a transition player, the club must offer a minimum of the average of the top 10 salaries of 2007 at the player's position, or a 20 percent salary increase, whichever is greater.

In the event a player retires, suffers a career-ending injury or is otherwise unavailable due to non-football circumstances, a club has the right to designate another franchise or transition player.

A club may withdraw a franchise or transition designation at any time. The player becomes an unrestricted free agent when that withdrawal occurs, and the team can use one of the designations on another player at the appropriate time.

The last Titans player to receive the franchise designation was safety **Blaine Bishop** in 1997. The team most recently gave the transition designation to punter **Craig Hentrich** in 2003. However, the tag was removed after one week, and he was signed by the team to a long-term contract.

TITANS TO SELECT 24TH IN DRAFT

The Titans possess the 24th overall selection and six total picks in the 2008 NFL Draft, which will be held April 26-27 in New York. They currently hold one pick in the first, second, third, fourth, fifth and seventh rounds. The Titans traded their sixth-round selection to the Seattle Seahawks for defensive end **Bryce Fisher** on Sept. 11, 2007. Additionally, they could be granted more picks in Rounds 3-7 as compensatory selections, based on net unrestricted free agency losses in 2007.

The Titans received major contributions during the 2007 season from members of recent draft classes. Eleven players who started six or more games for the team in 2007 were drafted by the club between 2004 and 2007.

MIKE REINFELDT OVERSEES SECOND DRAFT:

This year's draft will be the second selection process overseen by General Manager **Mike Reinfeldt**, who was hired Feb. 12, 2007 and had less than three months to prepare for the 2007 draft.

Still, Reinfeldt directed the organization's efforts in selecting defensive back **Michael Griffin** with the 19th overall pick and adding nine other selections to the roster. Griffin started the final 10 regular season games and the Wild Card Playoff contest at free safety. His statistics included 49 tackles, three interceptions, one forced fumble and a team-high 16 stops on special teams.

In total, eight of the 10 draft picks from 2007 remained with the club through the season on the active roster, practice squad or reserve lists. Titans draft picks accounted for a total of 40 games and 10 starts during the season, including 16 games and 10 starts by Griffin.

THE 24TH SELECTION:

The order of picks in the NFL Draft is determined by teams' winning percentages during the season. Teams with the lowest winning percentage pick first, and teams with the highest winning percentage select last. Super Bowl participants select last.

Teams with the same winning percentage are grouped. The group is ordered within the draft based on the teams' 2007 strength of schedule percentages, with teams advancing the furthest in the playoffs picking last in the group. The Titans were one of five teams to finish with a 10-6 record, along with the Cleveland Browns, Pittsburgh Steelers, Seattle Seahawks and New York Giants. The Dallas Cowboys obtained Cleveland's pick in a 2007 trade. The Titans draft third in the group based on their opponents' .500 winning percentage and Seattle's further advancement in the playoffs. Each round, teams in the group rotate up in the order, meaning the Titans hold the 23rd pick in the second round, 22nd pick in the third round, etc.

PLAYER PERSONNEL STAFF

Mike Reinfeldt	Executive Vice President/ General Manager
Vincent Marino	Senior Director of Football Administration
Lake Dawson	Director of Pro Personnel
C.O. Brocato	National Supervisor of College Scouting
Mike Ackerley	Eastern Dir. of College Scouting
Blake Beddingfield	Scouting Coordinator
Ray Biggs	College Scout
Johnny Meads	College Scout
Phil Neri	College Scout
Cole Proctor	College Scout
Richard Shelton	College Scout
Marvin Sunderland	College Scout
Jon Salge	Pro Personnel Assistant
Brandon Taylor	Pro Personnel Assistant
Bo Bolinger	Scouting Consultant

Head Coach Jeff Fisher and the rest of the coaching staff also participate in the free agency and draft process

2008 DRAFT ORDER

Team	W	L	Pct	Schedule Strength
1. Miami	1	15	.063	.539
2. St. Louis	3	13	.188	.512
3. Atlanta #	4	12	.250	.516
4. Oakland #	4	12	.250	.516
5. Kansas City #	4	12	.250	.516
6. New York Jets	4	12	.250	.523
7. New England (from San Francisco)	5	11	.313	.465
8. Baltimore	5	11	.313	.516
9. Cincinnati	7	9	.438	.461
10. New Orleans	7	9	.438	.480
11. Buffalo	7	9	.438	.516
12. Denver	7	9	.438	.516
13. Carolina	7	9	.438	.523
14. Chicago	7	9	.438	.543
15. Detroit	7	9	.438	.543
16. Arizona	8	8	.500	.434
17. Minnesota	8	8	.500	.504
18. Houston	8	8	.500	.516
19. Philadelphia	8	8	.500	.563
20. Tampa Bay	9	7	.563	.469
21. Washington	9	7	.563	.555
22. Dallas (from Cleveland)	10	6	.625	.430
23. Pittsburgh	10	6	.625	.453
24. Tennessee	10	6	.625	.500
25. Seattle	10	6	.625	.414
26. Jacksonville	11	5	.688	.516
27. San Diego	11	5	.688	.500
28. Dallas	13	3	.813	.496
29. San Francisco (from Indianapolis)	13	3	.813	.516
30. Green Bay	13	3	.813	.469
31. New York Giants	10	6	.625	.516

(The N.E. Patriots do not have a first-round pick)

Subject to coin flip



RECENT 24TH PICKS

The most recent 15 players selected with the 24th pick in the NFL Draft:

Year	Pos	Player	Team
2007	S	Brandon Meriweather	New England
2006	CB	Johnathan Joseph	Cincinnati
2005	QB	Aaron Rodgers	Green Bay
2004	RB	Steven Jackson	St. Louis
2003	TE	Dallas Clark	Indianapolis
2002	S	Ed Reed	Baltimore
2001	CB	Willie Middlebrooks	Denver
2000	CB	Ahmed Plummer	San Francisco
1999	DT	Reggie McGrew	San Francisco
1998	DB	Shaun Williams	N.Y. Giants
1997	DB	Chad Scott	Pittsburgh
1996	WR	Eric Moulds	Buffalo
1995	T	Korey Stringer	Minnesota
1994	WR	Thomas Lewis	N.Y. Giants
1993	DE	Leonard Renfro	Philadelphia

RECENT FIRST-ROUND PICKS

First-round picks by the Titans since 1990:

Year	Pick	Player	Pos.	College
1990	15	Lamar Lathon	LB	Houston
1991		(none)		
1992		(none)		
1993	13	Brad Hopkins	T	Illinois
1994	26	Henry Ford	DE	Arkansas
1995	3	Steve McNair	QB	Alcorn State
1996	14	Eddie George	RB	Ohio State
1997	18	Kenny Holmes	DE	Miami (FL)
1998	16	Kevin Dyson	WR	Utah
1999	16	Jevon Kearse	DE	Florida
2000	30	Keith Bulluck	LB	Syracuse
2001		(none)		
2002	15	Albert Haynesworth	DT	Tennessee
2003	28	Andre Woolfolk	CB	Oklahoma
2004		(none)		
2005	6	Pacman Jones	CB	West Virginia
2006	3	Vince Young	QB	Texas
2007	19	Michael Griffin	DB	Texas

THE 2008 DRAFT (CONTINUED)

If the Titans do not trade the selection, it will be the first time in team history the club has had the 24th overall selection. The 24th pick is the lowest by the Titans since 2004, when they originally had the 27th selection but traded it to Houston for additional choices.

Recent players drafted with the 24th overall pick include safety **Brandon Meriweather** (New England) in 2007, running back **Steven Jackson** (St. Louis) in 2004, tight end **Dallas Clark** (Indianapolis) in 2003 and safety **Ed Reed** (Baltimore) in 2002.

THE DRAFT AND TRADES:

The 2007 draft was the first time in five years the Titans were not involved in a draft-day trade. They changed position at least once in each draft from 2002-06. They traded first-day draft choices (first, second or third round) for additional picks in 2002, 2004, 2005 and 2006.

In 2002, they dropped one spot in the first round and still ended up with defensive tackle **Albert Haynesworth** with the 15th pick. In 2003, they used additional picks to trade up on the second day of the draft to select safety **Donnie Nickey** in the fifth round. The Titans traded their first- and fifth-round selections in 2004 to the Houston Texans in exchange for three additional picks. They dropped down four spots in the second round in 2005 to acquire an additional fourth-round pick from Detroit. In 2006, Tennessee traded down in the second round to pick up an additional fourth-rounder from Philadelphia. They still managed to select running back **LenDale White** with their eventual second-round pick and used the fourth-round selection on linebacker **Stephen Tulloch**.

SIX PICKS:

Currently, the Titans will have six total selections in the draft, which would be their lowest total since having six picks in 2003. However, they could obtain additional choices either through trades or by being awarded compensatory choices based on net unrestricted free agent losses in 2007.

Although their six selections in 2003 marked a recent low, the Titans have had more draft picks than any other team during that time span. The Titans have selected a league-high 44 players in the draft over the previous four years, using 13 picks in 2004, 11 picks in 2005 and 10 selections in 2006 and 2007. Of the 44 drafted, 21 were still with the club at the conclusion of the 2007 regular season.

The large number of picks contributed to the Titans having the youngest roster in the league in 2005, the second-youngest roster in the league in 2006 and the 12th youngest roster at the start of 2007.

Highest number of draft picks from 2004-07:

Team	Draft Picks
1. Tennessee Titans	44
2. Green Bay Packers	40
Tampa Bay Buccaneers	40
4. San Francisco 49ers	39
5. Philadelphia Eagles	37
6. St. Louis Rams	36
7. Indianapolis Colts	35
Jacksonville Jaguars	35

TENNESSEE'S RECENT DRAFT CLASSES

Previous four Titans drafts (**bold** denotes player on active roster, practice squad or reserve list at the conclusion of 2007):

2004		2005		2006		2007	
Round (Overall)	Player	Round (Overall)	Player	Round (Overall)	Player	Round (Overall)	Player
2 (40)	TE Ben Troupe	1 (6)	CB Pacman Jones	1 (3)	QB Vince Young *	1 (19)	S Michael Griffin *
2 (42)	DE Travis LaBoy	2 (41)	T Michael Roos *	2 (45)	RB LenDale White *	2 (50)	RB Chris Henry
2 (57)	DE Antwan Odom *	3 (68)	WR Courtney Roby	4 (102)	S Calvin Lowry *	3 (80)	WR Paul Williams
3 (71)	DT Randy Starks	3 (96)	WR Brandon Jones	4 (116)	LB Stephen Tulloch	4 (115)	G/C Leroy Harris
3 (92)	CB Rich Gardner	4 (108)	S Vincent Fuller	5 (137)	LB Terna Nande	4 (128)	WR Chris Davis
4 (103)	DE Bo Schobel	4 (113)	T David Stewart *	5 (169)	DT Jesse Mahelona	5 (152)	DT Antonio Johnson
4 (124)	CB Michael Waddell	4 (136)	WR Roydell Williams *	6 (172)	WR Jonathan Orr	6 (188)	WR Joel Filani
5 (138)	G/T Jacob Bell *	5 (142)	RB Damien Nash	7 (215)	CB Cortland Finnegan *	6 (204)	DE Jacob Ford
5 (165)	LB Robert Reynolds	5 (150)	T Daniel Loper	7 (245)	LB Spencer Toone	6 (206)	CB Ryan Smith
6 (191)	FB Troy Fleming	6 (179)	TE Bo Scaife *	7 (246)	RB Quinton Ganther	7 (223)	T Mike Otto
7 (230)	DT Jared Clauss	7 (218)	CB Reynaldo Hill				
7 (239)	C/G Eugene Amano						
7 (241)	TE Sean McHugh #						

* Started six or more games for the Titans in 2007

Spent entire 2007 season with another club



MIKE REINFELDT COMPLETES FIRST SEASON AS GM

On February 12, 2007, the Titans hired former Oilers all-pro safety **Mike Reinfeldt** as the team's new general manager. Reinfeldt joined the Titans after spending seven seasons with the Seattle Seahawks.

In his first year at his new job, Reinfeldt oversaw the addition of new members to the team's player personnel staff, led the Titans through free agency, directed his first draft as a general manager and helped lead an organization that made its first appearance in the playoffs since 2003.

In his initial offseason at the helm, Reinfeldt made several moves to strengthen the team's roster. He signed four unrestricted free agents that made the 53-man roster -- CB **Nick Harper** (Indianapolis), WR **Justin Gage** (Chicago), CB **Kelly Herndon** (Seattle) and WR **Eric Moulds** (Houston) -- and signed restricted free agent LB **Ryan Fowler** from the Dallas Cowboys. Reinfeldt also worked to resign several of the team's own free agents, including running back **Chris Brown** and quarterback **Kerry Collins**.

In his first NFL Draft as a general manager, he used his top choices on first-round defensive back **Michael Griffin**, second-round running back **Chris Henry** and third-round wide receiver **Paul Williams**.

He helped bring aboard new members of the team's administration, including Senior Director of Football Administration **Vincent Marino** and Director of Pro Personnel **Lake Dawson**. Each has made significant contributions to the team in their first seasons in Tennessee.

Reinfeldt's resume now includes 22 years experience as a front office executive and another eight as an NFL player. In the past 16 seasons, which include his service in Green Bay, Seattle and Tennessee, the teams with whom he has worked have won a combined six division titles, made 11 playoff appearances, four NFC Championship game appearances, three Super Bowl appearances, one world title (1996), amassed 13 winning seasons and 152 regular season wins.

In Seattle, Reinfeldt last held the title of Vice President of Football Administration and was responsible for player contract negotiations, salary cap management, player evaluations and numerous aspects of the day-to-day football operations. In eight seasons with the Packers, he served a number of roles, including Chief Financial Officer for three years (1991-93) and adding the title of VP of Administration from 1994-98. Reinfeldt was instrumental in bringing general manager **Ron Wolf** to the Packers in 1991. When **Mike Holmgren** left the Packers for Seattle, he handpicked Reinfeldt to join him with the Seahawks.

A former safety for the Oilers franchise from 1976-83, Reinfeldt earned Pro Bowl and All-Pro honors in 1979. He ranks seventh on the club's career interception list with 26 and matched the team record for interceptions in a season with 12 in 1979. Reinfeldt started 102 consecutive games as the franchise reached the height of the "Luv Ya Blue" era and the team advanced to two AFC Championship games. He entered the NFL as an undrafted free agent out of the University of Wisconsin-Milwaukee, originally signing with the Oakland Raiders and playing in two games before being cut and signed by the Oilers.

Before joining the Packers in 1991, Reinfeldt spent three years (1988-90) at the University of Southern California as the associate athletic director and spent another three years (1985-88) with the L.A. Raiders as the Chief Financial Officer. He earned an MBA in management and finance at Houston Baptist University.



GM MIKE REINFELDT'S BACKGROUND

Years	Team	Position
2007	Tennessee	General Manager
2005-06	Seattle	VP of Football Operations
1999-03	Seattle	Senior Vice President
1994-98	Green Bay	VP of Administration
1991-93	Green Bay	Chief Financial Officer
1988-90	USC	Assoc. Athletic Director
1985-87	L.A. Raiders	Chief Financial Officer
1976-83	Hou. Oilers	Safety
1976	Oak. Raiders	Safety

KEY 2007 TRANSACTIONS

Date	Transaction
Feb. 12	Hired Mike Reinfeldt as GM
Feb. 28	Vin Marino hired as senior director of football administration
March 3	Released RB Travis Henry
March 9	Chuck Cecil promoted to secondary coach and Marcus Robertson hired as asst. secondary coach
March 12	Re-signed QB Kerry Collins
March 16	Signed unrestricted free agent CB Nick Harper
March 19	Hired Fred Graves as wide receivers coach
March 20	Signed restricted free agent LB Ryan Fowler
March 20	Signed unrestricted free agent WR Justin Gage
April 23	Hired Lake Dawson as director of pro personnel
April 28	Drafted DB Michael Griffin in first round
June 19	Re-signed free agent RB Chris Brown
July 25	Signed free agent WR Eric Moulds

2007 DRAFT REPORT

Of the 10 draft choices in 2007, eight remain with the team. Safety **Michael Griffin**, wide receiver **Paul Williams**, guard/center **Leroy Harris** and wide receiver **Chris Davis** were on the 53-man roster for the entire season, while running back **Chris Henry** was on the roster for all but four games (reserve/suspended). Two draft picks, defensive tackle **Antonio Johnson** and defensive end **Jacob Ford**, spent the season on the injured reserve list. Tackle **Mike Otto** served on the practice squad for the entire regular season before being elevated to the 53-man roster for the team's playoff game. Two selections, wide receiver **Joel Filani** and cornerback **Ryan Smith**, were waived at the conclusion of training camp.

In total, Titans draft picks accounted for 40 games played and 10 starts in 2007.

Below is a list of the 2007 draft picks and their progress as rookies.

TITANS 2007 DRAFT CLASS:

- **DB Michael Griffin (1st Round, 19th overall, Texas):** Griffin played in all 16 games with 10 starts. He recorded his first start at free safety in the team's seventh game. His regular season totals included 49 tackles, three interceptions, eight passes defensed, one forced fumble, 18



kickoff returns for 422 yards and a team-high 16 special teams tackles.

- **RB Chris Henry (2nd Round, 50th, Arizona):** Henry played seven games during the regular season and rushed for 119 yards and two touchdowns on 31 carries. He added six receptions for 53 yards and 13 kickoff returns for 272 yards.
- **WR Paul Williams (3rd Round, 80th, Fresno St.):** Williams recorded two receptions for 18 yards during the preseason and was inactive every game during the regular season.
- **C/G Leroy Harris (4th Round, 115th, N.C. St.):** Harris saw action in all four preseason games, playing at center and guard. He played five games on special teams during the regular season.
- **WR Chris Davis (4th Round, 128th, Florida St.):** Davis played extensively at wide receiver and on special teams as a rookie. In the regular season, he totaled five receptions for 38 yards, 31 punt returns for 293 yards (9.5 avg.) and two kickoff returns for 37 yards in 12 games.
- **DT Antonio Johnson (5th Round, 152nd, Miss. St.):** Johnson was placed on injured reserve during the preseason with an ACL injury.
- **DE Jacob Ford (6th Round, 204th, Central Arkansas):** Ford was placed on injured reserve during the preseason with an Achilles' injury.
- **T Mike Otto (7th Round, 223rd, Purdue):** Otto spent the entire regular season on the practice squad before being elevated to the 53-man roster during Wild Card Week.

Draft picks waived prior to the 2007 season: WR Joel Filani (6th Round, 188th, Texas Tech); CB Ryan Smith (6th Round, 206th, Florida)



TITANS STATS VS. NFL AVERAGES

2007 REGULAR SEASON STATISTICS

OFFENSE	Tenn.	NFL/Avg
GAMES (Won-Lost)	10-6	---
FIRST DOWNS	306	297.8
Rushing	118	95.6
Passing	171	181.7
Penalty	17	20.5
YDS GAINED (tot)	4,987	5,203.6
Avg per Game	311.7	325.2
RUSHING (net)	2,109	1,774.7
Avg per Game	131.8	110.9
Rushes	543	437.1
Yards per Rush	3.9	4.1
PASSING (net)	2,878	3,428.9
Avg per Game	179.9	214.3
Passes Att.	464	532.7
Completed	288	325.8
Pct Completed	62.1	61.2
Yards Gained	3,077	3,652.3
Sacked	30	34.4
Yards Lost	199	223.4
Had intercepted	17	16.7
Yards Opp Ret	116	234.2
Opp TDs on Int	0	1.6
PUNTS	73	73.5
Avg Yards	41.9	43.2
PUNT RETURNS	42	35.1
Avg Return	8.7	9.1
Returned for TD	0	0.5
KICKOFF RETURNS	52	64.8
Avg Return	21.1	22.6
Returned for TD	0	0.8
PENALTIES	101	91.6
Yards Penalized	773	720.1
FUMBLES BY	32	25.0
Fumbles Lost	17	12.0
Opp Fumbles	26	25.0
Opp Fum Lost	12	12.0
POSS. TIME (avg)	31:38	30:00
TOUCHDOWNS	28	38.8
Rushing	17	12.1
Passing	9	22.5
Returns	2	4.3
EXTRA-PT KICKS	28/28	99%
2-PT CONVERSIONS	0/0	49%
FIELD GOALS/FGA	35/39	25/30
POINTS SCORED	301	347.0
DEFENSE	Tenn.	NFL/Avg
POINTS ALLOWED	297	347.0
OPP FIRST DOWNS	268	297.8
Rushing	80	95.6
Passing	165	181.7
Penalty	23	20.5
OPP YARDS GAINED	4,665	5,203.6
Avg per Game	291.6	325.2
OPP RUSHING(net)	1,478	1,774.7
Avg per Game	92.4	110.9
Rushes	369	437.1
Yards per Rush	4.0	4.1
OPP PASSING(net)	3,187	3,428.9
Avg per Game	199.2	214.3
Passes Att.	569	532.7
Completed	349	325.8
Pct Completed	61.3	61.2
Sacked	40	34.4
Yards Lost	241	223.4
INTERCEPTED BY	22	16.7
Yards Returned	358	234.2
Returned for TD	2	1.6
OPP PUNT RETURNS	31	35.1
Avg return	8.8	9.1
OPP KICKOFF RET	58	64.8
Avg return	24.2	22.6
OPP TOUCHDOWNS	35	38.8
Rushing	11	12.1
Passing	21	22.5
Returns	3	4.3

HEIMERDINGER HIRED TO RUN OFFENSE

On January 17, the Titans hired **Mike Heimerdinger** as offensive coordinator for his second stint with the team after he spent the last two seasons in Denver.

The last two seasons in Denver, he held the title of Assistant Head Coach and worked with the offense. He helped QB **Jay Cutler** move into the starting role as a rookie and a full-time starter entering this season. Cutler ranked fifth in the AFC in passer rating in 2007, with an 88.1 rating, while throwing for 3,497 yards and 20 touchdowns. He joined the Broncos after one season as the offensive coordinator with the New York Jets in 2005.

Heimerdinger originally joined the Titans as offensive coordinator in 2000, guiding the Tennessee offense to new heights during his five-year tenure and supervising the maturation of QB **Steve McNair**. The highlight was the 2003 season, when the offense scored the second highest point total in franchise history (435) and McNair earned NFL co-MVP honors. The 2003 offense also posted a franchise record six consecutive games scoring 30 or more points. His offense produced 1,000-yard rushers in four of his five years and five 1,000-yard receivers. It also produced the only two 3,000/1,000/1,000 yard seasons in franchise history (2002 & 2003), when McNair threw for 3,000 yards, **Eddie George** gained 1,000 yards rushing and **Derrick Mason** topped 1,000 yards receiving.

Heimerdinger brings 33 years of coaching experience, including 13 years of NFL experience. The teams he has been associated with have registered six playoff appearances, including three years with the Titans, and have won two Super Bowl Championships (Denver, SB XXXII and XXXIII).

TITANS TO SEND THREE PLAYERS TO HAWAII

Three members of the Tennessee Titans were chosen to represent the AFC in the 2008 Pro Bowl: defensive end **Kyle Vanden Bosch**, defensive tackle **Albert Haynesworth** and kicker **Rob Bironas**. Both Vanden Bosch and Haynesworth were chosen as starters.

Voted to his second Pro Bowl in 2007, Vanden Bosch ranked sixth in the AFC with a team-high 12 sacks and added 115 total tackles. His tackle total ranked second on the squad, and it was his third consecutive season with 100 or more tackles. His statistics also included 24 quarterback pressures, six tackles for loss and four forced fumbles. Vanden Bosch was last invited to the Pro Bowl following the 2005 season.

A first-time Pro Bowler in his sixth NFL season, Haynesworth set a career high in 2007 with six sacks and added 69 tackles, 23 quarterback pressures, six tackles for loss and three passes defended. His sack total tied for fifth in the NFL among defensive tackles, and his tackle tally was the second-highest of his career. The Titans were 10-3 in the 13 games Haynesworth played during the regular season.

Bironas also was voted to his first career Pro Bowl after making 35 of 39 field goal attempts and all 28 extra point attempts. He led the NFL with 35 made field goals, a total that ranked second in team history, and was third in the AFC and fourth in the NFL in scoring with 133 total points. The point total was the second-highest in team history in a single season. On kickoffs, Bironas was second in the AFC and third in the NFL with 16 touchbacks.

Tennessee's three Pro Bowl selections were the most by the team since 2003, when five Titans earned the honor. Since moving the franchise to Tennessee in 1997, the Titans organization has been represented by 34 Pro Bowl selections.



FISHER LED TITANS TO PLAYOFFS FOR FIFTH TIME

Titans Head Coach **Jeff Fisher** led the team in his 11th playoff game at the conclusion of the 2007 season, extending his franchise record for head coaches.

Fisher, who has completed 13 full seasons as the team's head coach, now has directed the club to playoff berths in five different campaigns. The Titans entered the postseason for the first time under Fisher in 1999. They advanced that year to Super Bowl XXXIV, where they lost by a touchdown to the St. Louis Rams.

This was the third time Fisher's club entered the playoffs as a Wild Card team. They previously did so in 1999 and 2003. The Titans won their division in 2000 (AFC Central) and in 2002 (AFC South).

The club's head coach with the next highest number of playoff games was **Bum Phillips**, who led the Oilers in seven postseason contests from 1978-80.

Most Playoff Games by a Head Coach, Franchise History:

Coach	Games	Seasons
1. Jeff Fisher	11	1999-07
2. O.A. "Bum" Phillips	7	1978-80
3. Jerry Glanville	5	1987-89
Jack Pardee	5	1990-93



TITANS REGULAR STARTERS IN 2007

OFFENSE

- WR Roydell Williams (6-0, 187, 3rd Year, Tulane)** - The former fourth-round draft choice recorded a career high in 2007 and tied for the team lead with 55 receptions for 719 yards (second on team) and four touchdowns (first).
- LT Michael Roos (6-7, 315, 3rd Year, Eastern Washington)** - Roos has started every game in his career, including every game at left tackle since the start of 2006.
- LG Jacob Bell (6-4, 295, 4th Year, Miami-Ohio)** - Bell took over starting left guard duties in 2006 and also has experience at right tackle.
- C Kevin Mawae (6-4, 289, 14th Year, LSU)** - The six-time Pro Bowler has started all but the final two weeks of the 2007 regular season and the Wild Card game (calf injury) at center since joining the club in 2006. He played in his 200th regular season game in Week 5 against Atlanta.
- RG Benji Olson (6-4, 320, 10th Year, Washington)** - Olson has started all but six games at right guard since the start of the 1999 season. He missed three regular season games and one playoff game in 2007 with a back injury.
- RT David Stewart (6-7, 318, 3rd Year, Mississippi St.)** - "Big Country" moved into the lineup at right tackle during the 2006 season and has not missed a start since then.
- TE Bo Scaife (6-3, 249, 3rd Year, Texas)** - Scaife led the team's tight ends in receiving for the second consecutive season in 2007, collecting 46 receptions (third on team) for 421 yards and one touchdown. He was placed on injured reserve for the team's playoff game with a lacerated liver.
- Ben Hartssock (6-4, 265, 4th Year, Ohio State)** - Hartssock was utilized as a second tight end and started nine games in the regular season. He set career highs with 12 receptions and 138 receiving yards.
- WR Justin Gage (6-4, 212, 5th Year, Missouri)** - Signed as an unrestricted free agent from the Chicago Bears during the 2007 offseason, Gage ranked first on the team and set a career high with 750 receiving yards. His 55 receptions also set a career high and tied for the team lead. He scored two touchdowns.
- QB Vince Young (6-5, 233, 2nd Year, Texas)** - In his second NFL season, the 2006 AP Offensive Rookie of the Year was 238-of-382 (62.3 percent) for 2,546 yards and nine touchdowns. He also rushed for 395 yards and three touchdowns on 93 carries. He missed one game (10/21 at Houston) with a quad injury. Young is 17-12 in his career as a starting quarterback.
- FB Ahmard Hall (5-10, 242, 2nd Year, Texas)** - The former U.S. Marine and undrafted rookie from Texas recorded nine receptions for 60 yards in 2007 and added one carry for eight yards. He missed five games during the season with an arm injury.
- RB LenDale White (6-1, 235, 2nd Year, USC)** - In his second NFL season, White led the team and placed eighth in the AFC with 1,110 rushing yards. He also led the team in rushing touchdowns (seven) and carries (303). He had five 100-yard rushing performances.

SPECIALISTS

- K Rob Bironas (6-0, 205, 3rd Year, Georgia Southern)** - The 2007 Pro Bowler was 35-of-39 on field goals and 28-of-28 on PATs. He led the NFL in made field goals and was second in the AFC and third in the NFL in scoring among kickers with 133 points. He made 19 consecutive field goals from Oct. 14-Nov. 25. On kickoffs, he was third in the NFL with 16 touchbacks.
- P Craig Hentrich (6-3, 213, 14th Year, Notre Dame)** - In his 14th year, the two-time Pro Bowler recorded a 42.0-yard average (36.5 net) on 70 punts. He became the 17th punter in NFL history to reach 1,000 punts.

DEFENSE

- LE Kyle Vanden Bosch (6-4, 278, 7th Year, Nebraska)** - Voted to his second career Pro Bowl in 2007, the team's ninth (tied) all-time leading sacker tied for sixth in the AFC and tied for 11th in the NFL with 12 sacks. He ranked second on the team with 115 tackles and added six tackles for loss, four forced fumbles and 24 quarterback pressures.
- LT Tony Brown (6-3, 285, 3rd Year, Memphis)** - An October pick-up in 2006, Brown completed his first full season with the Titans in 2007, posting 83 tackles, four sacks and 22 quarterback pressures.
- RT Albert Haynesworth (6-6, 320, 6th Year, Tennessee)** - A first-time Pro Bowler in 2007, he registered 69 tackles, a career-high six sacks, 23 quarterback pressures, six tackles for loss and three passes defended. He missed three games with a hamstring injury.
- RE Antwan Odom (6-5, 274, 4th Year, Alabama)** - In 2007, Odom set a career high with 16 starts and finished second on the team with a career-high eight sacks. He also had 44 tackles, a team-best 29 quarterback pressures and seven passes defended.
- LLB David Thornton (6-2, 225, 6th Year, North Carolina)** - The former Indianapolis Colt completed his second season in Tennessee and led the team with 140 tackles. He added two interceptions, one sack, five passes defended, eight tackles for loss, one forced fumble and one fumble recovery.
- MLB Ryan Fowler (6-3, 250, 4th Year, Duke)** - Fowler joined the Titans in 2007 as a restricted free agent from the Dallas Cowboys. He started 14 games and recorded 73 total tackles, three tackles for loss and two passes defended before being placed on injured reserve with a shoulder injury.
- Stephen Tulloch (5-11, 235, 2nd Year, N.C. State)** - The 2006 fourth-round draft choice entered the starting lineup in Week 16 after Ryan Fowler was placed on injured reserve. Tulloch's season totals included 36 tackles, one tackle for loss and 11 special teams tackles.
- RLB Keith Bulluck (6-3, 235, 8th Year, Syracuse)** - The team's third all-time leading tackler led the squad in tackles every season from 2002-06. In 2007, he posted his sixth consecutive season with at least 100 tackles, registering 109 stops to tie for third place on the team. His team-high five interceptions set a career high and tied for second place in the NFL among linebackers. He also recorded four tackles for loss, seven passes defended, one forced fumble and one fumble recovery.
- LCB Nick Harper (5-10, 182, 7th Year, Fort Valley St.)** - The unrestricted free agent signee from the Indianapolis Colts now has recorded three or more interceptions in five consecutive seasons. In his first season with the Titans, he had 80 tackles, three interceptions, 14 passes defended, one forced fumble and one fumble recovery.
- RCB Cortland Finnegan (5-10, 188, 2nd Year, Samford)** - Finnegan was the team's nickel back in 2006 as a rookie. In his second season, he started every game and tied for third on the squad with 109 tackles. He added one interception, one sack, three tackles for loss and a team-high 16 passes defended.
- SS Chris Hope (5-11, 206, 6th Year, Florida St.)** - In his second season with the Titans, the former Pittsburgh Steeler recorded 60 tackles, two interceptions, four passes defended and one fumble recovery. He was placed on injured reserve after suffering a neck injury at Cincinnati on Nov. 25.
- Calvin Lowry (5-11, 200, 2nd Year, Penn. St.)** - The 2006 fourth-round draft choice began 2007 as a starter at free safety and was placed at strong safety after a Week 12 injury to Chris Hope. His season totals included 61 tackles, two interceptions and 10 passes defended.
- FS Michael Griffin (6-0, 202, Rookie, Texas)** - The team's first-round pick stepped into the starting lineup for the first time in Game 7. His season totals included 49 tackles on defense, three interceptions, eight passes defended, one forced fumble, a team-high 16 stops on special teams and 18 kickoff returns for 422 yards. He recorded an interception in three consecutive games (12/2, 12/9 and 12/16).



TEAM & INDIVIDUAL REGULAR SEASON LEADERS

TEAM OFFENSE

Total Yards/Game - 311.7 (10th in AFC / 21st in NFL)
 Rushing Yards/Game - 131.8 (3rd in AFC / 5th in NFL)
 Passing Yards/Game - 179.9 (14th in AFC / 27th in NFL)

TEAM DEFENSE

Total Yards/Game - 291.6 (4th in AFC / 5th in NFL)
 Rushing Yards/Game - 92.4 (3rd in AFC / 5th in NFL)
 Passing Yards/Game - 199.2 (9th in AFC / 10th in NFL)

INDIVIDUAL SCORING

Most Points, Kickers - 133 by Rob Bironas (2nd in AFC / 3rd in NFL)

INDIVIDUAL SACKS

Most Sacks - 12.0 by Kyle Vanden Bosch (6th in AFC / T-11th in NFL)

INDIVIDUAL PASSING

Passer Rating - 71.1 by Vince Young (14th in AFC / 26th in NFL)
 Passing Yards - 2,546 by Vince Young (8th in AFC / 17th in NFL)
 Completion Pct. - 62.3 by Vince Young (10th in AFC / 17th in NFL)

INDIVIDUAL RUSHING

Rushing Attempts - 303 by LenDale White (4th in AFC / 6th in NFL)
 Rushing Yards - 1,110 by LenDale White (8th in AFC / 12th in NFL)

INDIVIDUAL RUSHING (CONTINUED)

Rushing Average (min. 100 att.) - 4.5 by Chris Brown (8th in AFC / 17th in NFL)
 Rushing Touchdowns - 7 by LenDale White (T-5th in AFC / T-11th in NFL)

INDIVIDUAL RECEIVING

Receptions - 55 by Roydell Williams and Justin Gage (T-21st in AFC / T-46th in NFL)
 Receiving Yards - 750 by Justin Gage (20th in AFC / 44th in NFL)
 Receiving Avg. - 13.6 by Justin Gage (19th in AFC / 33rd in NFL)
 Receiving Touchdowns - 4 by Roydell Williams (T-27th in AFC / T-51st in NFL)

INDIVIDUAL INTERCEPTIONS

Most Interceptions - 5 by Keith Bulluck (T-6th in AFC / T-9th in NFL)

INDIVIDUAL PUNTING

Punting Average - 42.0 by Craig Hentrich (9th in AFC / 20th in NFL)
 Punting Net Average - 36.5 by Craig Hentrich (10th in AFC / 20th in NFL)

INDIVIDUAL PUNT RETURNS

Punt Return Average - 9.5 by Chris Davis (7th in AFC / 9th in NFL)

INDIVIDUAL KICKOFF RETURNS

Kickoff Return Average - 23.4 by Michael Griffin (does not qualify)

WHERE THE TITANS RANKED IN 2007

Tennessee Titans 2007 Regular Season Team Statistics (Offense) and Rankings:

	Yards / Game	Yards / Play	Rushing Yards / Game	Rushing Yards / Play	Passing Yards / Game	Passing Yards / Play	Inter-ception Rate	Sacks / Pass At-tempt	First Downs / Game	Punt Return Avg	Kickoff Return Avg	Field Goals Made	3rd Down Pct	4th Down Pct	Red Zone Pct	Goal to Go%	Avg Time of Posses-sion	Points / Game
Titans	311.7	4.81	131.8	3.88	179.9	6.20	3.66%	6.47%	19.1	8.7	21.1	89.74%	41.01%	18.18%	36.36%	60.00%	31:38	18.8
AFC avg	324.6	5.18	115.1	4.05	209.6	6.52	3.12%	6.34%	18.8	9.1	22.8	85.07%	41.11%	51.75%	52.23%	66.43%		21.9
NFC avg	325.8	5.18	106.8	4.08	219.1	6.36	3.14%	6.58%	18.4	9.1	22.5	80.65%	37.94%	45.75%	52.29%	70.11%		21.5
NFL avg	325.2	5.18	110.9	4.06	214.3	6.44	3.13%	6.47%	18.6	9.1	22.6	82.81%	39.51%	48.97%	52.26%	68.15%		21.7
Ranks	21	23	5	21	27	20	23	16	14	16	27	4	13	32	32	26t	4	22

Tennessee Titans 2007 Regular Season Opponent Statistics (Defense) and Rankings:

	Yards / Game	Yards / Play	Rushing Yards / Game	Rushing Yards / Play	Passing Yards / Game	Passing Yards / Play	Inter-ception Rate	Sacks / Pass At-tempt	First Downs / Game	Punt Return Avg	Kickoff Return Avg	3rd Down Pct	4th Down Pct	Red Zone Pct	Goal to Go%	Points / Game	Point Differential / Game	Yard Differential / Game
Titans	291.6	4.77	92.4	4.01	199.2	5.60	3.87%	7.03%	16.8	8.8	24.2	42.17%	50.00%	60.00%	70.83%	18.6	0.3	20.1
AFC avg	321.8	5.21	116.7	4.21	205.0	6.41	3.43%	6.41%	18.5	9.1	22.6	40.43%	49.10%	52.52%	67.62%	21.5		
NFC avg	328.7	5.16	105.1	3.91	223.6	6.46	2.86%	6.51%	18.8	9.1	22.6	38.63%	48.83%	52.00%	68.66%	21.8		
NFL avg	325.2	5.18	110.9	4.06	214.3	6.44	3.13%	6.47%	18.6	9.1	22.6	39.51%	48.97%	52.26%	68.15%	21.7		
Ranks	5	5	5	15	10	4	4	10	4	15	26	24	13t	29t	21	8	16	12



TITANS HEAD COACH JEFF FISHER



Jeff Fisher has completed his 13th full season as head coach of the Titans, more than twice the years of service of any other head coach in franchise history. He was named interim head coach for the last six games of the 1994 season and has been in his current post ever since, leading the team through the transition from its final years in Houston to some of the club's greatest successes in Tennessee.

Fisher's clubs have found ways to win games, even in the most trying times. In 2007, he took a team that on average had the youngest starters in the league (25.81 years) at the beginning of the season and led the squad to a 10-win season and a playoff berth. It was the fifth time in Fisher's tenure he coached the team to 10 or more wins in a playoff season.

Also in 2007, Fisher became the 27th head coach in NFL history and the sixth active coach to reach 120 career wins. He surpassed the career win totals of **John Madden** (112 career wins), **Don Coryell** (114) and **George Allen** (118) to rank 27th in league annals.

Fisher's success as a head coach is unmatched in the franchise's 48-year history. He has led the Titans to four playoff appearances (1999, 2000, 2002, 2003, 2007), two Division titles (2000 & 2002), two AFC Championship Games (1999, 2002) and one Super Bowl berth (XXXIV). He presided over the most victorious (56 regular season wins and 5 postseason wins) and successful five-year period in the franchise's history from 1999-03.

Also, Fisher has more than doubled the win total of any previous head coach in franchise history. **Bum Phillips** ranks second on the list at 59 wins.

Most wins by head coaches in Oilers/Titans history (includes postseason):

Coach	Years	W	L	T	Pct.
1. Jeff Fisher	1995-07	120	104	0	.536
2. Bum Phillips	1975-80	59	38	0	.608
3. Jack Pardee	1990-94	44	35	0	.556
4. Wally Lemm	1961, 66-70	38	40	4	.487
5. Jerry Glanville	1985-89	35	35	0	.500

Fisher's current tenure as head coach has lasted longer than that of any other active head coach in the NFL. Fisher edges Denver's **Mike Shanahan** (13 seasons) due to the six games he served as the interim head coach at the close of the 1994 season.

Most consecutive seasons in a current head coaching position (as of the conclusion of the 2007 regular season):

Coach	Team	Current Season
1. Jeff Fisher*	Tennessee	13
2. Mike Shanahan	Denver	13
3. Brian Billick	Baltimore	9
Mike Holmgren	Seattle	9
Andy Reid	Philadelphia	9
6. Bill Belichick	New England	8
7. Tony Dungy	Indianapolis	6
Jon Gruden	Tampa Bay	6
John Fox	Carolina	6

* Fisher coached an additional six games as interim head coach in 1994.

In 2006, Fisher led the team for the 200th time in his head coaching career, including playoffs, when the Titans hosted the Ravens (11/12). He became the first head coach in team history to reach 200 games, and only 29 other head coaches (six active) in NFL history have served as a head coach in 200 games. Of that group, only 13 have coached 200 games with one team. Also in 2006, he picked up the 100th regular season victory of his career (11/19 at Philadelphia), becoming the 32nd coach in NFL history to reach 100 regular season wins. He is the first in franchise history to do so.

JEFF FISHER AT A GLANCE

- **Regular season record:** 115-99 (.537)
- **Postseason record:** 5-5 (.500)
- **Overall record:** 120-104 (.536)
- **At home:** 62-49 (.559)
- **On the road:** 58-54 (.518)
- **At neutral site:** 0-1
- **Years as Titans head coach:** 13* (1995-07)
- **Years as NFL head coach:** 13* (1995-07)

* Fisher coached an additional six games as interim head coach in 1994.

A native of Woodland Hills, Calif., the former USC and Chicago Bears defensive back became the franchise's 15th head coach on January 5, 1995 after finishing the 1994 season as the team's interim head coach.

Fisher facts:

- At USC, played in the same defensive backfield as future NFL stars **Ronnie Lott, Dennis Smith and Joey Browner**.
- Was a seventh-round draft pick by the Chicago Bears in 1981.
- In 1985, served in an "unofficial assistant coach" capacity while on injured reserve during the Bears run to Super Bowl XX.
- In 2006, Fisher's Chicago Bears record of 509 punt return yards in a season (1981) was broken by **Devin Hester** (600). Fisher still holds the team record for most punt returns in a season with 58 in 1984.
- In 1988, at the age of 30, became the NFL's youngest defensive coordinator under **Buddy Ryan**.
- Serves as Co-Chairman of the NFL Competition Committee.
- Ran the Country Music Marathon in 2002.
- Fisher is an avid golfer and fisherman.

Jeff Fisher's Coaching Ledger:

Years	Team	Position
1994-07	Hou. Oilers/Tenn. Titans	Head Coach*
1994	Houston Oilers	Defensive Coordinator*
1992-93	San Francisco 49ers	Defensive Backs Coach
1991	L.A. Rams	Defensive Coordinator
1988-90	Philadelphia Eagles	Defensive Coordinator
1986-88	Philadelphia Eagles	Defensive Backs Coach
1981-85	Chicago Bears	Player (Defensive Back)

*Head coach for final six games of 1994



Titans Head Coach Jeff Fisher completed his 13th full regular season with the team.



CAREER WINS, ACTIVE COACHES

Titans Head Coach **Jeff Fisher** ranks among the NFL leaders among active coaches in number of wins. At the conclusion of the 2007 regular season, he ranked sixth in the NFL behind **Joe Gibbs**, **Mike Holmgren**, **Mike Shanahan**, **Bill Belichick** and **Tony Dungy**.

The most total wins (regular and postseason) by active NFL head coaches at the conclusion of the 2007 regular season:

Coach	Seasons	Wins
1. Joe Gibbs	16	171
2. Mike Holmgren	16	169
3. Mike Shanahan	15	146
4. Bill Belichick	13	140
5. Tony Dungy	12	136
6. Jeff Fisher	13	120
7. Tom Coughlin	12	107
8. Andy Reid	9	96
9. Jon Gruden	10	91
10. Brian Billick	9	85

GAMES COACHED WITH ONE TEAM

Jeff Fisher also ranks high on the list of total games coached with one team in NFL history. On Oct. 7, 2007, he passed **Hank Stram** for 10th place all-time. Stram coached 210 games with the Kansas City Chiefs from 1960-74.

Most games coached by a head coach with one team in NFL history (active coaches in *italic*):

Coach	Years	Team	Games
1. George Halas	1920-67*	Chicago	506
2. Tom Landry	1960-88	Dallas	454
3. Don Shula	1970-95	Miami	423
4. Chuck Noll	1969-91	Pittsburgh	366
5. Curly Lambeau	1921-49	Green Bay	339
6. Bud Grant	1967-83, 85	Minnesota	281
7. <i>Joe Gibbs</i>	<i>1981-92, 04-07</i>	<i>Washington</i>	<i>272</i>
8. Steve Owen	1930-53	NY Giants	270
9. Bill Cowher	1992-06	Pittsburgh	261
10. Jeff Fisher	1995-07	Tennessee	224
11. <i>Mike Shanahan</i>	<i>1995-07</i>	<i>Denver</i>	<i>221</i>
12. Hank Stram	1960-74	Kansas City	210
13. Marv Levy	1986-97	Buffalo	201

* Not consecutive seasons. Halas coached a total of 40 seasons from 1920-67.

3RD DOWN DEFENSE IN THE FISHER ERA

A defensive trademark of Jeff Fisher's clubs has been success on third down. Since the start of the 1995 season, his first full season as head coach, his defenses rank third in the league in opponents' third down success rate at 35.8 percent. In 2007, the Titans held opponents to 42.2 percent on third down, ranking 24th in the NFL.

Best defenses on third down, 1995-07:

Team	Opponents' 3rd Down Pct.
1. Philadelphia Eagles	35.6
2. Green Bay Packers	35.7
3. Tennessee Titans	35.8
4. Tampa Bay Buccaneers	35.9
5. Baltimore Ravens	36.1

TITANS AND THE AFC SOUTH

The Titans posted a 4-2 record within the AFC South for the second consecutive season. The AFC South had the best overall winning percentage in the NFL in 2007 (42-22, .656). The division sent three teams to the playoffs -- Indianapolis, Jacksonville and Tennessee -- and the fourth team, Houston, was 8-8.

The Titans won two of their three initial meetings within the division. In Week 1, they defeated the Jacksonville Jaguars (9/9) and then in Week 2 lost by two points to the Indianapolis Colts (9/16). In Week 7, they beat the Texans in Houston (10/21).

In their divisional rematches, they lost at home to the Jacksonville Jaguars (11/11), defeated the Houston Texans at home (12/2) and went on the road to beat the Colts in the regular season finale (12/30).

In 2006, Tennessee had the best divisional record in the AFC South at 4-2.

2007 Regular Season AFC South Standings:

Team	W	L	Pct	vs. Div.	Last Two Years ('06-07) vs. Division
Indianapolis	13	3	0.813	5-1	8-4
Jacksonville	11	5	0.688	2-4	4-8
Tennessee	10	6	0.625	4-2	8-4
Houston	8	8	0.500	1-5	4-8



JEFF FISHER'S DIVISIONAL RECORD

In eight of his first 13 full seasons as Titans head coach, **Jeff Fisher** has led the team to a winning record within the division. The 2006 season marked a return to the team's divisional success after a pair of down years in 2004 and 2005. The Titans matched their 2006 divisional record with a 4-2 record in 2007. From 1998-2003, the Titans were above .500 in the division for five of six seasons.

Below is a year-by-year list of Jeff Fisher's divisional records. The team played in the AFC Central during his tenure from 1994-01 and in the newly-created AFC South from 2002-present.

Titans year-by-year record within their division under Head Coach Jeff Fisher (AFC Central, 1994-01; AFC South, 2002-07):

Season	Divisional Record
1994*	0-1
1995	3-5
1996	5-3
1997	2-6
1998	7-1
1999	9-1
2000	8-2
2001	3-7
2002	6-0
2003	4-2
2004	1-5
2005	2-4
2006	4-2
2007	4-2
Totals	58-41 (.586)

* Interim head coach for final six games of 2004.



TITANS DEFENSE RANKED FIFTH

During the 2007 regular season, the Titans defense allowed a total of 4,665 yards, or 291.6 yards per game. They ranked fifth in the NFL behind the Pittsburgh Steelers, Tampa Bay Buccaneers, Indianapolis Colts and New England Patriots.

Opponents gained an average of 92.4 rushing yards per game (fifth in the NFL) and an average of 199.2 passing yards per game (10th in the NFL) against the Titans.

It was the first time since 2000 that the Titans were ranked in the Top 10 in both rushing and passing defense (third against the run and first against the pass in 2000), and their fifth overall ranking in 2007 was the highest it has been since ranking first overall in 2000.

The highest total yards given up by the Titans in 2007 was 426 against the Cincinnati Bengals on Nov. 25. The Titans kept opponents under 200 yards three times, giving up 198 yards to the Atlanta Falcons (10/7), 191 against the Carolina Panthers (11/4) and 194 against the Indianapolis Colts (12/30).

Yards allowed per game by the Titans in 2007:

Date/Opp.	Yds Allowed	Date/Opp.	Yds Allowed
9/9 at Jax	272	11/19 at Den	359
9/16 vs. Ind	381	11/25 at Cin	426
9/24 at NO	252	12/2 vs. Hou	315
10/7 vs. Atl	198	12/9 vs. SD	341
10/14 at TB	304	12/16 at KC	306
10/21 at Hou	333	12/23 vs. NYJ	296
10/28 vs. Oak	235	12/30 at Ind	194
11/4 vs. Car	191	Avg per game	291.6
11/11 vs. Jax	262		

2007 NFL defensive rankings (rankings based on yards allowed per game):

Rank/Team	Total	Avg. Per Game	
		Rushing	Passing
1. Pittsburgh	266.4	89.9	176.5
2. Tampa Bay	278.4	107.9	170.5
3. Indianapolis	279.7	106.9	172.8
4. New England	288.3	98.3	190.1
5. Tennessee	291.6	92.4	199.2
6. Baltimore	301.6	79.3	222.3
7. New York Giants	305.0	97.7	207.3
8. Washington	305.3	91.3	214.0
9. Dallas	307.6	94.6	213.1
10. Philadelphia	311.4	95.8	215.6
11. Green Bay	313.3	102.9	210.4
12. Jacksonville	313.8	100.3	213.5
13. Kansas City	319.4	130.6	188.9
14. San Diego	320.3	107.0	213.3
15. Seattle	321.8	102.8	219.1

FIRST-DOWN PLAYS BY OPPONENTS

Tennessee's defensive success in 2007 can partly be attributed to the unit's performance on first down. Ranked fifth overall in defense, they allowed just 4.34 yards per play on first down to rank first in the NFL in the category.

First-down plays by opponents, average yards:

Team	Yds/Play	First Down	
		Plays	Yards
1. Tennessee	4.34	413	1,793
2. Indianapolis	4.48	417	1,867
3. Tampa Bay	4.52	412	1,863
4. Seattle	4.65	442	2,056
5. San Francisco	4.70	468	2,198
6. Jacksonville	4.75	421	2,000
7. Washington	4.83	446	2,153
8. Arizona	4.97	442	2,195
9. San Diego	5.02	437	2,193
10. Green Bay	5.02	435	2,184

RUSHING DEFENSE & OFFENSE IN 2007

Contributing heavily to Tennessee's success in 2007 was the offense's ability to run the football as well as the defense's ability to stop the run.

The Titans rushing defense ranked fifth in the NFL, allowing 92.4 yards per game. At the same time, the offense ranked fifth in the NFL with 131.8 rushing yards per game.

Defense -- fewest rushing yards allowed per game in 2007:

Team	Att	Yds	Avg	TD	Yds/Gm
1. Minnesota Vikings	379	1,185	3.1	7	74.1
2. Baltimore Ravens	446	1,268	2.8	9	79.3
3. Pittsburgh Steelers	361	1,438	4.0	6	89.9
4. Washington Redskins	391	1,460	3.7	10	91.3
5. Tennessee Titans	369	1,478	4.0	11	92.4
6. Dallas Cowboys	381	1,513	4.0	12	94.6
7. Philadelphia Eagles	403	1,533	3.8	10	95.8
8. New York Giants	408	1,563	3.8	12	97.7
9. Arizona Cardinals	407	1,567	3.9	13	97.9
10. New England Patriots	360	1,572	4.4	7	98.3

Offense -- most rushing yards per game in 2007:

Team	Att	Yds	Avg	TD	Yds/Gm
1. Minnesota Vikings	494	2,634	5.3	22	164.6
2. Jacksonville Jaguars	522	2,391	4.6	18	149.4
3. Pittsburgh Steelers	511	2,168	4.2	9	135.5
4. New York Giants	469	2,148	4.6	15	134.3
5. Tennessee Titans	543	2,109	3.9	17	131.8
6. Oakland Raiders	508	2,086	4.1	11	130.4
7. San Diego Chargers	485	2,039	4.2	19	127.4
8. Philadelphia Eagles	421	1,974	4.7	12	123.4
9. Denver Broncos	429	1,957	4.6	10	122.3
10. Cleveland Browns	440	1,895	4.3	13	118.4

RUSHING SINCE 1995

The Titans picked up in 2007 where they left off in 2006 in the running game. The team totaled 469 carries for 2,214 yards and 15 touchdowns in 2006. The yardage total ranked fifth in the NFL, and the 4.7 yards-per-carry average was the highest in a season in team history.

In Tennessee's first game of 2007 (9/9 at Jacksonville), they gained 282 yards on the ground, the second-best total in team history. That set the tone for the Titans to have the NFL's fifth-ranked rushing offense (131.8 yards per game) during the regular season.

Running the football has long been a staple of Jeff Fisher clubs. Since the start of the 1995 season, his first full season as head coach, the Titans have ranked consistently in the NFL's top 10 in rushing yards per game. They rank seventh in the league in that time period in rushing yards (120.1 per game) and are third in rushing attempts (6,256).

Most rushing yards per game from 1995-07:

Team	Att	Yds	Avg	TD	Yds/Gm
1. Denver Broncos	6,465	29,131	4.5	220	140.1
2. Pittsburgh Steelers	6,788	28,132	4.1	199	135.3
3. Kansas City Chiefs	6,129	25,874	4.2	243	124.4
4. Jacksonville Jaguars	6,068	25,803	4.3	210	124.1
5. Minnesota Vikings	5,663	25,392	4.5	178	122.1
6. San Francisco 49ers	5,851	25,289	4.3	187	121.6
7. Tennessee Titans	6,256	24,981	4.0	177	120.1
8. Atlanta Falcons	5,721	24,764	4.3	160	119.1
9. Dallas Cowboys	6,152	24,746	4.0	189	119.0
10. Seattle Seahawks	5,813	24,508	4.2	187	117.8



STOPPING THE RUN IN THE FISHER ERA

The Titans have been the fourth best team in the NFL in defending the run since the start of the 1995 season, Jeff Fisher's first full year as a head coach. Their opponents have averaged just 99.9 rushing yards per game in that period of time.

Fewest rushing yards per game by opponents, 1995-07:

Team	Opponents' rush yards/game
1. Pittsburgh Steelers	92.2
2. Baltimore Ravens	93.6
3. San Diego Chargers	98.4
4. Tennessee Titans	99.9
5. Denver Broncos	102.0

When the Titans do not allow an individual 100-yard rusher, their chances of success increase dramatically. Since the start of the 1995 season, the Titans have allowed 37 100-yard rushing performances by an opponent. In those games, they are 8-29 (.216). In games they do not allow a 100-yard rusher, they are 106-65 (.620).

The Titans have had the most success stopping the run at home. **The Titans have only allowed nine 100-yard rushers** (Edgerrin James, Larry Johnson, Fred Taylor, Domanick Davis, Shaun Alexander, Julius Jones, Wali Lundy, Maurice Jones-Drew and LaDainian Tomlinson) **in 72 regular season games at LP Field** (1999-07).

COMMITMENT TO THE RUN IN 2007

As a team the Titans rushed for 2,109 yards and 17 touchdowns on 543 carries in the 2007 regular season. The Titans led the league in rushing attempts, averaging 33.9 per game. The team's 543 rushing attempts made up the sixth-highest number in team history and the most since recording 547 total carries in 2000.

Most total rushing attempts in 2007:

Team	Total Attempts	Per Game
1. Tennessee Titans	543	33.9
2. Jacksonville Jaguars	522	32.6
3. Pittsburgh Steelers	511	31.9
4. Oakland Raiders	508	31.8
5. Washington Redskins	498	31.1
6. Minnesota Vikings	494	30.9
7. San Diego Chargers	485	30.3
8. New York Giants	469	29.3
9. Carolina Panthers	451	28.2
10. New England Patriots	451	28.2

WEEK 1 RUSHING NUMBERS EYE-POPPING

In the season opener at Jacksonville (9/9), the Titans rushed for 282 yards and one touchdown on 49 carries as a team. Running back **Chris Brown** led the squad with 175 yards on 19 carries, followed by **LenDale White's** 66 yards on 18 carries, quarterback **Vince Young's** 22 yards on 11 carries and wide receiver **Brandon Jones'** 19 yards on one attempt.

The rushing output was among the most dominant in team history. It was the second-highest single-game rushing total in team history, trailing only a 296-yard game on Nov. 27, 1977 against Kansas City.

Below is a list of the top team rushing efforts in franchise history:

Date	Opp	W/L	Att	Yds	Avg	TD
11/27/77	KC	W	40	296	7.4	2
9/9/07	at Jax	W	49	282	5.8	1
12/3/67	Mia	W	49	279	5.7	2
9/23/62	at SD	W	42	277	6.6	3
9/18/60	LA	W	50	266	5.3	5
12/10/61	at NY	W	35	266	7.6	3
11/20/78	Mia	W	42	265	6.3	4

200-YARD RUSHING GAMES

The Titans totaled 282 rushing yards in Week 1 at Jacksonville. It was the 15th game by the Titans in which the team totaled 200 or more rushing yards since the start of the 1995 season, Jeff Fisher's first full season as head coach. Six of those 200-yard performances have occurred since Week 5 of the 2006 season.

As expected, the outcomes are overwhelmingly favorable when the Titans reach 200 rushing yards, as the Titans own a 14-1 record in those contests.

Titans' 200-yard rushing games since the start of the 1995 season:

Date	Opp	Res	Att	Yds	Avg	Lg	TD
1. 9/9/2007	Jax	W	49	282	5.8	42	1
2. 8/31/1997	Oak	W	42	255	6.1	29t	1
3. 12/11/1996	NYJ	W	48	243	5.1	35t	3
4. 12/16/2002	NE	W	48	238	5.0	39	2
5. 11/8/1998	TB	W	36	236	6.6	71t	3
6. 10/11/2004	GB	W	44	224	5.1	37t	3
7. 12/3/2006	Ind	W	35	219	6.3	33	0
8. 12/10/2006	Hou	W	33	218	6.6	39t	3
9. 12/24/2006	Buf	W	40	215	5.4	36t	1
10. 10/8/2006	Ind	L	31	214	6.9	19t	1
11. 12/17/2000	Cle	W	47	212	4.5	35t	3
12. 11/19/2006	Phi	W	32	209	6.5	70t	1
13. 10/19/1997	Was	W	46	204	4.4	21	4
14. 12/9/1999	Oak	W	33	204	6.2	39	3
15. 10/8/2000	Cin	W	44	203	4.6	17	1

TIME OF POSSESSION

Winning the time-of-possession battle is a trademark of **Jeff Fisher** clubs. Since the start of the 1999 season, the Titans have successfully controlled the ball for 30 minutes or more in 95 of 144 regular season games (66.0 percent). When they do so, they win approximately two-thirds of their games. They are 63-32 (.663) in regular season games when they win time of possession versus 21-28 (.429) when they do not during that time span.

From the start of the 1995 season through the end of the 2007 season, the Titans ranked third in the NFL in average time of possession at 31:39. They trailed only the Pittsburgh Steelers (31:57) and Denver Broncos (31:41).

In 2007, the Titans ranked fourth in the NFL with a 31:38 average time of possession.

Tennessee's average time of possession, 1995-07:

Season	Avg. TOP	Season	Avg. TOP
1995	32:12	2002	32:47
1996	33:02	2003	32:52
1997	31:27	2004	31:40
1998	31:41	2005	31:13
1999	31:30	2006	27:17
2000	33:48	2007	31:38
2001	31:29		



RB LenDale White helped the Titans control the clock in 2007.



TITANS & TURNOVER DIFFERENTIAL

In 2007, the Titans placed 16th in the NFL with an even turnover differential. They were the only team in the league to have the same number of turnovers as takeaways.

Since 1995, the Titans have had an even turnover ratio or better in nine of 13 seasons. In that time, the Titans have not finished below .500 in any of the five seasons with a positive turnover differential.

Titans turnovers and takeaways since 1995:

Season	Takeaways	Turnovers	Differential
1995 (7-9)	38	38	0
1996 (8-8)	26	30	-4
1997 (8-8)	32	26	+6
1998 (8-8)	19	19	0
1999 (13-3)	40	21	+19
2000 (13-3)	30	30	0
2001 (7-9)	24	28	-4
2002 (11-5)	29	25	+4
2003 (12-4)	34	21	+13
2004 (5-11)	30	31	-1
2005 (4-12)	20	26	-6
2006 (8-8)	28	26	+2
2007 (10-6)	34	34	0

For most of 2007, turnover differential was a predictor of Tennessee's success within individual games. The Titans had a positive turnover ratio in six games and were 5-1 in those contests. They went 4-5 in their nine games with a negative differential and 1-0 in their only outing with an even ratio.

Tennessee's positive turnover ratios in 2007 have been the following: plus-four on Sept. 24 at New Orleans, plus-four on Oct. 21 at Houston, plus-two on Oct. 28 vs. Oakland, plus-one on Dec. 2 vs. Houston, plus-one on Dec. 9 vs. San Diego and plus-three on Dec. 16 at Kansas City. Their only loss in those games occurred against the Chargers.

They have had negative differentials eight times and are 3-5 in those games. In Week 1 (9/9 at Jax.), the Titans won with a minus-one differential. In Week 2 (9/16 vs. Ind.), the Titans lost with a minus-one differential. In Week 5 (10/7 vs. Atl.), the Titans won despite a minus-three differential and five total turnovers. It was the first time since 2000 (11/19) that the Titans won a game while committing five turnovers. In Week 6 (10/14 at T.B.), they turned the ball over three times and caused one turnover and lost the game. They defeated Carolina (11/4) with a minus-two differential, and in Week 10, they lost to Jacksonville (11/11) due in part to a minus-two differential. They lost at Denver (11/19) with a minus-two differential and at Cincinnati (11/25) with a minus-one differential. In the regular season finale, they defeated the Colts (12/30) with a minus-one differential.

The Titans won their only game with an even turnover differential when they beat the New York Jets on Dec. 23.

Titans 2007 Win-Loss Record by turnover differential:

T/O Diff.	Record	T/O Diff.	Record
0	1-0	-1	2-2
+1	1-1	-2	1-3
+2	1-0	-3	1-0
+3	1-0	-4	0-0
+4	2-0	-5	0-0
+5	0-0	-6	0-0
Total	6-1	Total	3-5

TITANS TIED FOR SIXTH IN TAKEAWAYS

The Titans forced 34 turnovers during the 2007 regular season. Their 22 interceptions tied Indianapolis for second in the NFL behind only San Diego, and they added 12 recovered fumbles as a team. Their takeaway total tied them with the Seattle Seahawks for sixth in the league.

2007 leaders in takeaways:

Team	Interceptions	Fumbles	Total
1. San Diego	30	18	48
2. Indianapolis	22	15	37
3. Cincinnati	19	16	35
Detroit	17	18	35
Tampa Bay	16	19	35
6. Seattle	20	14	34
Tennessee	22	12	34
8. Chicago	16	17	33
9. Minnesota	15	16	31
New England	19	12	31

WINNING IN DECEMBER

The Titans have been among the upper echelon teams in December and January games since **Jeff Fisher** took over the team. They rank fifth in the NFL in December winning percentage since the start of the 1995 season, Fisher's first full season as head coach.

NFL's best regular season records in December-January games since the start of the 1995 season:

Team	W	L	Pct
1. Green Bay Packers	45	15	.750
2. New England Patriots	40	17	.702
3. Pittsburgh Steelers	36	23	.610
Indianapolis Colts	36	23	.610
5. Tennessee Titans	36	24	.600
6. Philadelphia Eagles	33	23	.589
7. Seattle Seahawks	33	26	.559
Jacksonville Jaguars	33	26	.559
9. St. Louis Rams	32	27	.542

In 2006 and 2007, the Titans returned to their winning ways in the final month of the season. They tallied a 4-1 record in December in each of the last two seasons, two of their best finishes ever under Fisher.

The Titans went 1-4 in December-January regular season games in both 2004 and 2005. Prior to that, they had just one season since 1995 in which they had a losing record in the final month of the season (1997).

Titans' win-loss records in December-January regular season games since 1995:

Season	Dec.-Jan. Record (W-L)
1995	2-2
1996	2-2
1997	1-2
1998	2-2
1999	4-1
2000	4-0
2001	3-3
2002	5-0
2003	3-2
2004	1-4
2005	1-4
2006	4-1
2007	4-1
Totals	36-24 (.600)



SUCCESS ON THE ROAD UNDER FISHER

A 16-10 victory in the regular season finale at Indianapolis gave the Titans a 5-3 record on the road in 2007. It was their highest win total on the road since accruing a 5-3 record as visitors in 2003.

In 10 of the last 13 seasons (since 1995), the Titans have recorded a .500 or better record on the road. They won four road games in 2006 after suffering 3-5 and 1-7 road records the previous two years (2004-05).

The Titans are tied with the Pittsburgh Steelers for the fourth-best road record in the NFL since the start of the 1995 season, the first full season under Fisher. Since that time, the franchise has gone on to win 55 out of their 104 games on the road (.529).

NFL's best records in road games since 1995, Jeff Fisher's first full season as head coach:

Team	W	L	T	Pct.
1. New England Patriots	61	43	0	.587
2. Green Bay Packers	56	48	0	.538
Indianapolis Colts	56	48	0	.538
4. Tennessee Titans	55	49	0	.529
Pittsburgh Steelers	55	49	0	.529
6. Philadelphia Eagles	53	50	1	.515

MAINTAINING A ROAD LEAD

The Titans own a 45-2 road record in the Fisher era when the team has the lead going into the fourth quarter, which puts Fisher behind just Vince Lombardi and John Madden for the best record of all-time.

All-time head coaches with the best ROAD records with a lead going into the fourth quarter (minimum 25 road games with lead going into fourth quarter):

Head Coach	W - L - T	Pct.
1. Vince Lombardi	38-1-1	.974
2. John Madden	34-1-4	.958
3. Jeff Fisher	45-2-0	.957

TITANS ROAD RUSHING

One of the keys to Tennessee's consistency in the running game is the team's ability to perform on the road. The team has proven under **Jeff Fisher** it has the ability to do so even in the most hostile environments.

In 2007, the Titans ranked fourth in the NFL with 133.9 rushing yards per road contest. Three of their top five rushing totals occurred on the road during the season.

In Week 1 at Jacksonville, the Titans set a team road rushing record with 282 yards on the ground. The total surpassed the previous team road record of 257 rushing yards on Dec. 14, 1980 at Green Bay.

Since Fisher took over fulltime as the team's head coach in 1995, the Titans are third in the NFL in rushing yards per road contest, averaging 122.7 rushing yards per game.

In 2006, the Titans ranked second in the NFL in rushing yards per game on the road. In eight games away from home, they totaled 1,274 yards on the ground for an average of 159.3. That number trailed only one team, the Atlanta Falcons, who averaged 166.9 yards.

Five of Tennessee's top 10 road rushing games in the Fisher era have occurred since the start of the 2006 season.

Average rushing yards per road game, 1995-07:

Team	Avg. per road game
1. Denver Broncos	134.7
2. Pittsburgh Steelers	127.9
3. Tennessee Titans	122.7
4. Jacksonville Jaguars	121.5
5. San Francisco 49ers	121.3
6. Minnesota Vikings	118.8
7. Dallas Cowboys	117.9
8. New York Giants	117.7
9. Atlanta Falcons	117.4
10. Kansas City Chiefs	116.3

TITANS TIE ROAD VICTORY RECORD

With a Week 3 win at New Orleans, the Titans tied a franchise record with their fifth consecutive road victory in the regular season. The streak was ended with a loss on Oct. 14 at Tampa Bay.

Dating back to Nov. 19 of 2006, the Titans won games visiting the Philadelphia Eagles (31-13), the Houston Texans (26-20 in overtime on 12/10/06), Buffalo Bills (30-29 on 12/24/06), Jacksonville Jaguars (13-10 on 9/9/07) and Saints (31-14 on 9/24/07).

The team record was set during a five-game span from 1961-62 and then matched during the 1993 season.

Most Consecutive Road Games Won, Franchise History:

Dates	Road Games Won
11/19/06-9/24/07	5
10/17/93-12/25/93	5
10/29/61-9/9/62	5

TITANS RETURNED TO PRIMETIME IN 2007

After a two-year hiatus, the Titans returned to primetime in 2007. They played two games on *Monday Night Football* and one game on *Sunday Night Football*.

The Titans went 2-1 in their three primetime games in 2007. In Week 3, the Titans traveled to New Orleans for a Monday night game and came away with a 31-14 win against the Saints. They were back on the Monday night stage in Denver in Week 11 and fell to the Broncos by a final score of 34-20. Then, in the last week of the regular season, the Titans-Colts game was "flexed" and bumped to the Sunday night contest. The Titans won 16-10 to clinch a playoff berth.

All-time, the Titans are 32-28 in primetime telecasts, which includes regular season games played on Monday, Thursday, Saturday and Sunday evenings. The only night in which they have less than a winning record is Saturday night (1-2).

Franchise history in primetime games:

Day	Overall	Pct.	Home	Road
Monday Night	17-16	.515	11-8	6-8
Thursday Night	3-2	.600	3-1	0-1
Saturday Night	1-2	.333	0-2	1-0
Sunday Night	11-8	.579	8-3	3-5
Totals	32-28	.533	22-14	10-14

Under Jeff Fisher, the Titans are 12-12 in primetime telecasts, including a 6-6 record on *Monday Night Football* and a 4-4 record on *Sunday Night Football*. Fisher's first game as a head coach was a Monday night contest on Nov. 21, 1994.

The Titans in primetime under Head Coach Jeff Fisher (since 11/21/94):

Day	Overall	Pct.	Home	Road
Monday Night	6-6	.500	3-3	3-3
Thursday Night	1-1	.500	1-0	0-1
Saturday Night	1-1	.500	0-1	1-0
Sunday Night	4-4	.500	1-1	3-3
Totals	12-12	.500	5-5	7-7



TITANS GO 3-1 AGAINST NFC SOUTH IN 2007

In 2007, the Titans played all four teams in the NFC South and went 3-1 in those games. They defeated the New Orleans Saints, Atlanta Falcons and Carolina Panthers and lost to the Tampa Bay Buccaneers.

Under Head Coach **Jeff Fisher**, the Titans are 14-2 against the teams that comprise the NFC South. The .875 winning percentage is the best under Fisher against any division, followed by a 12-4 record (.750) against the NFC East.

Titans vs. the NFC under Jeff Fisher:

NFC Division	Home		Road		Total	
	W	L	W	L	W	L
NFC South	7	1	7	1	14	2
NFC East	6	3	6	1	12	4
NFC North	2	4	2	5	4	9
NFC West	2	4	1	6	3	10
Totals	17	12	16	13	33	25

All-time, Fisher's clubs are 4-0 against the Atlanta Falcons, 2-1 against the Carolina Panthers, 4-0 against the New Orleans Saints and 4-1 against the Tampa Bay Buccaneers.

Before 2007, the last time the Titans faced teams from the NFC South was 2003. The Titans swept the division and out-scored the four opponents 135-73 for an average winning margin of 15.5 points. In 2007, the scoring margin was 81-47 (34 points) in favor of the Titans.

Fisher vs. teams from the NFC South:

Team	Home		Road		Total	
	W	L	W	L	W	L
Tampa Bay Buccaneers	3	0	1	1	4	1
New Orleans Saints	1	0	3	0	4	0
Atlanta Falcons	2	0	2	0	4	0
Carolina Panthers	1	1	1	0	2	1
Totals	7	1	7	1	14	2

TITANS PLAY IT CLOSE

Playing in tightly-contested games is not a recent phenomenon to the Titans. Fisher's clubs have played a minimum of five games decided by seven points or less in each of his 13 seasons as head coach, including 2007.

In 2007, the Titans were 6-3 in games decided by seven points or less and 2-2 in games decided by three points or less. Their victories included a three-point win against the Jaguars, a two-point win against the Texans, a seven-point win against the Falcons, a four-point win against the Raiders, a four-point win against the Jets and a six-point win at Indianapolis. Their losses include a two-point defeat to the Colts, a three-point loss against the Buccaneers and a six-point overtime loss against the Chargers.

Win-loss records by the Titans in close games since 1995 (regular season):

Year	Final Score is by . . .		
	1 pt	3 or fewer	7 or fewer
2007	0-0	2-2	6-3
2006	1-2	4-3	7-4
2005	0-0	1-1	1-4
2004	0-0	1-2	2-3
2003	0-0	2-1	4-1
2002	0-1	2-2	4-2
2001	0-0	3-2	5-4
2000	0-1	2-1	4-3
1999	2-0	5-1	7-1
1998	0-0	2-2	3-4
1997	0-0	1-3	2-4
1996	0-2	2-3	3-5
1995	0-1	0-2	1-7
Totals	3-7	27-25	49-45

FRANCHISE LOW IN PENALTY YARDS

The 2007 Titans were the best team in the franchise's history over a 16-game schedule in terms of yards penalized.

The Titans committed 101 penalties in 2007 – tied for the seventh fewest by the team in a 16-game season – for a total of 773 yards. The yardage penalized was nine yards fewer than the team's previous low of 784 penalty yards in 1984 and 1991.

The NFL began playing a 16-game regular season schedule in 1978. Labor disputes shortened the 1982 season* to nine games and the 1987 season to 15 games.

Fewest yards penalized in franchise history in a 16-game season*:

Season	Yards Penalized	Total Penalties
1. 2007	773	101
2. 1991	784	99
3. 1983	784	84
4. 1995	791	98
5. 2006	803	94
6. 1996	812	91
7. 1984	813	99
8. 1997	814	103
9. 1981	820	91
10. 1992	824	111

* In the strike-shortened 1982 seasons, the Oilers were penalized 52 times for a franchise-low 424 yards in nine games.

FOUR PLAYERS WITH SIX SACKS

For the first time in 14 years, the Titans had four players with six or more sacks. **Kyle Vanden Bosch** led the team with 12 sacks, while **Antwan Odom** was second on the squad with eight sacks. **Albert Haynesworth** and **Travis LaBoy** and each recorded six sacks.

The last time the club finished a season having four players with six sacks was 1993, when the defensive line's starting front four -- defensive ends **Sean Jones** (13) and **William Fuller** (10) and defensive tackles **Ray Childress** (nine) and **Glenn Montgomery** (six) -- accounted for at least six sacks each.

Since sacks became an official NFL statistic in 1982, there have been just three previous seasons the Titans have had four players with at least six sacks. Besides the 1993 club, it happened in 1992 and 1988.

Number of Titans players with six or more sacks per season, since 1982:

Year	No. Players with Six or More Sacks	Year	No. Players with Six or More Sacks	Year	No. Players with Six or More Sacks
2007	4	1998	0	1989	3
2006	1	1997	2	1988	4
2005	2	1996	2	1987	1
2004	1	1995	0	1986	0
2003	1	1994	3	1985	0
2002	2	1993	4	1984	1
2001	1	1992	4	1983	0
2000	2	1991	3	1982	2
1999	2	1990	3		



D-LINE SACK TOTAL NEAR THE TOP

Members of the Titans defensive line accounted for 36 of the team's 40 sacks. Defensive end **Kyle Vanden Bosch** led the squad with 12 sacks, followed by defensive end **Antwan Odom** (8.0), defensive tackle **Albert Haynesworth** (6.0), defensive end **Travis LaBoy** (6.0) and defensive tackle **Tony Brown** (4.0).

The only other Titans defenders to record sacks were linebacker **David Thornton**, nickel defensive back **Vincent Fuller**, cornerback **Cortland Finnegan** and safety **Donnie Nickey**, each of whom recorded one total sack.

The 36-sacks total was the most by Titans defensive linemen since 2000, when Titans defensive ends and defensive tackles accumulated 37.5 sacks, matching their total from the previous season (1999).

Since sacks became an official NFL statistic in 1982, the most team defensive linemen have produced in a single season was 42, a number duplicated in 1992 and 1993.

Most sacks by defensive linemen in a single season in club history (since 1982):

Year	D-Line Sacks
1992	42.0
1993	42.0
2000	37.5
1999	37.5
1991	36.5
2007	36.0

Within the NFL, the Titans defensive line in 2007 ranked first in the AFC and second in the NFL in total sacks. They trailed only the NFC Champion New York Giants, who collected 40 sacks from their defensive linemen.

Most sacks by teams' defensive linemen in 2007:

Team	D-Line Sacks
1. NY Giants	40
2. Tennessee	36
3. Green Bay	32
4. Philadelphia	31
5. Seattle	31

SACKS, PRESSURES & TACKLES FOR LOSS

A great deal of Tennessee's success on defense in 2007 can be attributed to the defense's ability to control the line of scrimmage. Starting defensive ends **Kyle Vanden Bosch** and **Antwan Odom**, starting defensive tackles **Albert Haynesworth** and **Tony Brown**, and several reserve linemen helped the defense increase overall production from last season.

For the first time in 14 years, the Titans had four players with six or more sacks (Vanden Bosch, Haynesworth, Odom and Travis LaBoy). The last time the club finished a season having four players with five sacks was 1993 (**Sean Jones**, **William Fuller**, **Ray Childress** and **Glenn Montgomery**).

The defense's numbers were up from last season in sacks, quarterback pressures and tackles for loss.

Titans defense's per-game averages from 2003 to 2007:

Season	Sacks/Gm	QB Press/Gm	Tackles for Loss/Gm
2007	2.5	7.7	3.1
2006	1.6	6.9	2.8
2005	2.6	6.1	3.7
2004	2.0	6.8	3.1
2003	2.4	8.7	2.8

BETTER WITH AGE?

On opening day of the 2007 NFL season, the Tennessee Titans fielded the 12th-youngest roster in the NFL. Their 53 players averaged 26.36 years of age at the first game.

While still among the top half of teams in terms of youth, this year's squad was considerably more aged than that of the past two seasons. In 2005, the Titans were the youngest team in the league at 25.56 years. In 2006, they were the second-youngest team in the NFL at 25.77 years.

By contrast, the Washington Redskins in 2007 fielded the oldest team in the NFL at 27.96 years.

Average age of Titans players on opening day from 2005-07:

Season	Average Age	NFL Rank
2005	25.56	1
2006	25.77	2
2007	26.36	12
2007 NFL avg.	26.62	

ON THE OTHER HAND ...

While the 2007 Tennessee Titans went from the youngest team in the league to the 12th youngest team in the league from 2005 to 2007, the average age of their starting lineup on opening day was the youngest in the league.

According to a study by the *Dallas Morning News* (9/22/07), the Titans fielded a starting lineup in Week 1 that averaged 25.8 years of age. It was the youngest in the league and the first time since 2004 that an NFL team started a season with the average age of its starters under 26 years.

Youngest average age of NFL starters and number of starters age 30 or older on opening day 2007:

Team	Starters' Avg. Age	Starters in 30s
1. Tennessee Titans	25.81	5
2. Arizona Cardinals	26.00	1
3. Buffalo Bills	26.13	2
4. Houston Texans	26.45	5
5. NY Jets	26.50	3
6. NY Giants	26.72	5
7. Minnesota Vikings	26.77	4
8. Indianapolis Colts	26.81	4
9. Cleveland Browns	26.86	4
10. Green Bay Packers	26.86	6
NFL Average	27.39	6.0

The Titans were the 10th team since 2000 to begin the season with an average starting age of younger than 26 years. They were tied for the sixth youngest group in that time period.

Youngest average age of NFL starters since the 2000 season:

Team	Year	Starters' Avg. Age	W-L Record
1. Baltimore Ravens	2003	25.13	10-6*
2. Baltimore Ravens	2002	25.40	7-9
3. Cleveland Browns	2000	25.54	3-13
4. Arizona Cardinals	2001	25.59	7-9
5. Indianapolis Colts	2003	25.68	12-4*
6. Tennessee Titans	2007	25.81	10-6*
Arizona Cardinals	2000	25.81	3-13
8. Tennessee Titans	2003	25.86	12-4*
San Diego Chargers	2004	25.86	12-4*
10. Indianapolis Colts	2001	25.90	6-10

* Team made playoffs

Courtesy *Dallas Morning News* (9/22/07)



TEAM STATS IN PLAYOFF SEASONS

Tennessee's offensive and defensive stats from their five playoff seasons under Head Coach Jeff Fisher (statistical best in **bold underline**):

OFFENSE	1999	2000	2002	2003	2007
GAMES (Won-Lost)	13-3	13-3	11-5	12-4	10-6
OFF. RANK (NFL/AFC)	13/6	14/8	17/9	8/4	21/10
FIRST DOWNS	294	299	312	310	306
Rushing	109	107	112	84	118
Passing	167	167	182	211	171
Penalty	18	25	18	15	17
YDS GAINED (tot)	5,296	5,350	5,272	5,501	4,987
Avg per Game	331.0	334.4	329.5	343.8	311.7
RUSHING (net)	1,811	2,085	1,952	1,623	2,109
Rank (NFL/AFC)	13/9	7/6	11/7	26/14	5/3
Avg per Game	113.2	130.3	122.0	101.4	131.8
Rushes	459	546	511	486	543
Yards per Rush	3.9	3.8	3.8	3.3	3.9
PASSING (net)	3,485	3,265	3,320	3,878	2,878
Rank (NFL/AFC)	13T/5T	16/8	20/11	5/3	27/14
Avg per Game	217.8	204.1	207.5	242.4	179.9
Passes Att.	527	462	500	502	464
Completed	304	286	306	315	288
Pct Completed	57.7	61.9	61.2	62.7	62.1
Yards Gained	3,622	3,430	3,441	4,031	3,077
Sacked	25	28	21	25	30
Yards Lost	137	165	121	153	199
Had intercepted	13	16	15	9	17
Yards Opp Ret	227	236	179	264	116
Opp TDs on Int	2	3	2	3	0
PUNTS	90	76	66	71	73
Avg Yards	42.5	40.8	41.3	43.9	41.9
PUNT RETURNS	40	53	28	37	42
Avg Return	9.0	12.7	7.8	11.6	8.7
Returned for TD	1	1	0	1	0
KICKOFF RETURNS	56	47	50	68	52
Avg Return	18.6	26.1	19.6	19.1	21.1
Returned for TD	0	0	0	0	0
PENALTIES	114	107	112	110	101
Yards Penalized	1,069	870	891	887	773
FUMBLES BY	17	24	20	24	32
Fumbles Lost	9	14	10	12	17
Opp Fumbles	39	39	22	21	26
Opp Fum Lost	24	13	11	13	12
POSS. TIME (avg)	31:30	33:48	32:47	32:52	31:38
TOUCHDOWNS	46	38	42	48	28
Rushing	19	14	16	11	17
Passing	23	18	22	30	9
Returns	4	6	4	7	2
EXTRA-PT KICKS	43/43	37/38	36/36	43/44	28/28
2-PT CONVERSIONS	1/3	0/0	2/6	3/4	0/0
FIELD GOALS/FGA	21/25	27/33	25/31	32/37	35/39
POINTS SCORED	392	346	367	435	301
DEFENSE	1999	2000	2002	2003	2007
POINTS ALLOWED	324	191	324	324	297
DEF. RANK (NFL/AFC)	17/12	1/1	10/5	12/9	5/4
OPP FIRST DOWNS	300	215	297	275	268
Rushing	81	62	75	79	80
Passing	193	134	197	167	165
Penalty	26	19	25	29	23
OPP YARDS GAINED	5,245	3,814	4,964	4,901	4,665
Avg per Game	327.8	238.4	310.3	306.3	291.6
OPP RUSHING (net)	1,550	1,390	1,424	1,295	1,478
Rank (NFL/AFC)	10/6	3/2	2/2	1/1	5/3
Avg per Game	96.9	86.9	89.0	80.9	92.4
Rushes	383	387	372	342	369
Yards per Rush	4.0	3.6	3.8	3.8	4.0
OPP PASSING (net)	3,695	2,424	3,540	3,606	3,187
Rank (NFL/AFC)	25/15	1/1	25/13	30/15	10/9
Avg per Game	230.9	151.5	221.3	225.4	199.2
Passes Att.	557	466	562	546	569
Completed	312	242	339	332	349
Pct Completed	56.0	51.9	60.3	60.8	61.3
Sacked	54	55	40	38	40
Yards Lost	305	337	213	223	241
INTERCEPTED BY	16	17	18	21	22
Yards Returned	257	285	198	312	358
Returned for TD	1	4	3	3	2
OPP PUNT RETURNS	45	28	28	30	31
Avg return	7.4	5.7	13.9	9.2	8.8
OPP KICKOFF RET	76	76	74	81	58
Avg return	21.0	20.9	20.0	18.8	24.2
OPP TOUCHDOWNS	39	20	40	35	35
Rushing	8	7	7	10	11
Passing	26	10	27	20	21
Returns	5	3	6	5	3

TITANS HONOR ROLL

Honors received by the Titans in 2007:

AFC PRO BOWL

- K Rob Bironas
- DT Albert Haynesworth (starter)
- DE Kyle Vanden Bosch (starter)

ASSOCIATED PRESS ALL-PRO

- DT Albert Haynesworth
- K Rob Bironas

ALL-PRO/ALL-NFL (BY PUBLICATION)

- C Kevin Mawae (Sports Illustrated - King)
- DT Albert Haynesworth (Sports Illustrated - Zimmerman, PFW/PFWA)
- K Rob Bironas (PFW/PFWA)

GOLDEN TOE AWARD (PFW/PFWA)

- K Rob Bironas

COMMUNITY MAN OF THE YEAR (WALTER PAYTON AWARD NOMINEE)

- LB Keith Bulluck

ED BLOCK COURAGE AWARD

- LB David Thornton

AFC OFFENSIVE PLAYER OF THE WEEK

- RB Chris Brown - Week 1 (at Jax.)

AFC DEFENSIVE PLAYER OF THE WEEK

- LB Keith Bulluck - Week 3 (at N.O.)
- DE Kyle Vanden Bosch - Week 16 (vs. N.Y. Jets)

AFC SPECIAL TEAMS PLAYER OF THE WEEK

- K Rob Bironas - Week 7 (at Hou.)
- K Rob Bironas - Week 17 (at Ind.)

AFC SPECIAL TEAMS PLAYER OF THE MONTH

- K Rob Bironas - October

FEDEX GROUND PLAYER OF THE WEEK

- RB Chris Brown - Week 1 (at Jax.)

MIDSEASON ALL-PRO

- DT Albert Haynesworth (Dallas Morning News, Fox Sports, ESPN.com, Pro Football Weekly, Yahoo!)
- LB Keith Bulluck (ESPN.com, Pro Football Weekly)
- T David Stewart (Dallas Morning News)
- C Kevin Mawae (Pro Football Weekly)
- K Rob Bironas (ESPN.com)

MIDSEASON ALL-AFC

- DT Albert Haynesworth (Sporting News - Iyer & Brown)
- LB Keith Bulluck (Sporting News - Brown)
- T Michael Roos (Sporting News - Iyer)
- K Rob Bironas (Sporting News - Iyer & Brown)

MIDSEASON DEFENSIVE PLAYER OF THE YEAR


- DT Albert Haynesworth (CBS Sportsline - Judge & Prisco, Dallas Morning News)

MIDSEASON ASSISTANT COACH OF THE YEAR

- Defensive Coordinator Jim Schwartz (CBS Sportsline - Prisco, Dallas Morning News)

QB VINCE YOUNG IN YEAR 2

Titans quarterback **Vince Young**, a team captain in 2007, recorded a 9-6 regular season record as a starting quarterback in his second season. He directed the team to a playoff berth, becoming the 11th quarterback drafted in the first round since 1983 to lead his team to the playoffs within his first two seasons.



Young's regular season totals included 238 completions on 382 attempts, 2,546 passing yards and nine touchdown passes. He improved his completion percentage from 51.5 as a rookie to 62.3 in 2007. Additionally, he rushed 93 times for 395 yards and three touchdowns. His rushing yardage total ranked first in the NFL among quarterbacks.

Young missed one start (10/21 at Houston) due to a right quad injury.

Young entered his second NFL season with great expectations after producing a historic rookie season. The 6-foot-5, 233-pound signal caller set virtually every rookie passing record for the franchise, including passing totals of 2,199 yards and 12 touchdowns. Additionally, he gained 552 yards on the ground, becoming the first quarterback in the Super Bowl era (1966-present) to rush for 500 yards as a rookie. He scored seven rushing touchdowns, also a first for a rookie quarterback in the Super Bowl era. At the conclusion of the season, he was named the *Associated Press* NFL Offensive Rookie of the Year.

After playing as a back-up in two of Tennessee's first three games of 2006, Young emerged as a starter in Week 4 (10/1) and started the remainder of the season. His eight wins marked the fifth-highest total by a rookie quarterback since 1970 NFL-AFL merger, and he directed a six-game winning streak that was the third-longest by a rookie quarterback since the merger. Since 1960, 57 rookie quarterbacks have started more than half of their team's games, and Young is only the 10th member of that group to have a winning record.

Young's 2007 Highlights:

- **At San Diego (1/6)**, he started his first career playoff game and completed 16 of 29 passes for 138 yards. He also posted 12 yards on two rushing attempts.
- **At Indianapolis (12/30)**, he helped the team clinch a playoff berth with a 16-10 victory on *Sunday Night Football*. He was 14-of-18 for 157 yards and no interceptions before leaving the game in the third quarter with a right quadriceps injury. His 103.0 passer rating was his second of the season and fourth of his career over 100.
- **Against the New York Jets (12/23)**, he completed 12 of 22 pass attempts for 166 yards and rushed seven times for one total yard. He completed passes of 29 yards to Justin Gage and 27 yards to Ben Hartsock. He converted five third downs passing the ball, going 5-of-8 for 81 yards in the game.
- **At Kansas City (12/16)**, he posted a season-high passer rating of 109.6. He completed 16 of 26 attempts for 191 yards, two touchdowns and no interceptions. The passer rating was the second highest of his career (127.7 on 12/12/06 at Buffalo). Both touchdown passes were completed to Roydell Williams for 16 yards and 41 yards, respectively. It was the sixth start in his career in which he completed two touchdown passes. In the game he surpassed his rookie total of 2,199 passing yards. He added 32 yards on seven rushing attempts.
- **Against San Diego (12/9)**, he completed 13 of 21 passes for 121 yards. He also rushed for two yards on two attempts.
- **Against Houston (12/2)**, he was 21-of-31 for 248 yards and two touchdowns. His passer rating of 99.9 was the third-highest of his career. He found Roydell Williams for a 43-yard touchdown pass, the longest



YOUNG'S 2007/CAREER RECORD WHEN ...

When Young ...	2007			
	2006	2007	Post	Career
Starts at quarterback	8-5	9-6	0-1	17-12
Starts vs. division opponents	4-2	3-2	0-0	7-4
Passes for 300 or more yards	0-0	0-1	0-0	0-1
Completes one or more TD passes	6-3	3-3	0-0	9-6
Completes two or more TD passes	3-0	3-0	0-0	6-0
Completes three or more TD passes	0-0	0-0	0-0	0-0
Passes for one TD and runs for another	3-0	0-1	0-0	3-1
Passes for two TDs and runs for another	2-0	0-0	0-0	2-0
Runs for at least one TD	4-3	2-1	0-0	6-4
Runs for at least two TDs	0-0	0-0	0-0	0-0
Starts and passes for no interceptions	6-0	3-1	0-0	9-1
Has a passer rating of 90.0 or greater	2-0	4-1	0-0	6-1
Has a passer rating of 100.0 or greater	2-0	2-0	0-0	4-0

touchdown pass of his career, and later completed an 11-yard touchdown pass to Justin Gage. Young also rushed five times for 44 yards.

- **At Cincinnati (11/25)**, he completed 19 of 31 passes for 246 yards. He completed three passes of 27 yards or longer, including a career-long 73-yard connection with wide receiver Justin Gage, a 46-yard toss to Eric Moulds and a 27-yard completion to tight end Ben Hartsock. It was the first time in 2007 the Titans had three completions of 27 yards or longer.
- **At Denver (11/19)**, he set a career high in passing yards for the second consecutive week, completing 26 of 41 attempts for 305 yards and one touchdown on *Monday Night Football*. He also led the team with 74 rushing yards and one touchdown on 11 attempts, giving him a career-high 379 combined yards. He completed a 21-yard touchdown pass to Brandon Jones in the second quarter and ran for a four-yard touchdown in the third quarter. It was the fourth time in his career he had at least one touchdown passing and rushing.
- **Against Jacksonville (11/11)**, he set new career highs in attempts (41) and passing yards (257) and tied his career high in completions (24), including a 20-yard touchdown pass to Justin Gage. He also rushed eight times for 52 yards.
- **Against Carolina (11/4)**, he completed 14 of 23 passes for 110 yards and added eight rushing attempts for 25 yards and one touchdown. He scored on a three-yard run to cap the team's opening drive. He earned his 13th win in his first 20 career starts.
- **Against Oakland (10/28)**, he completed six of 14 passes for 42 yards and added 11 yards on seven rushing attempts in a 13-9 win.
- **At Houston (10/21)**, he did not play due to a right quadriceps injury. It was the first missed start of his career, ending a streak of 18 consecutive starts.
- **At Tampa Bay (10/14)**, he completed 11 of 14 passes for 120 yards. He also rushed three times for six yards. In the third quarter, he injured his right quadriceps as he ran out of bounds for a two-yard gain and did not return to the game.
- **Against Atlanta (10/7)**, he completed 20 of 33 passes for 157 yards. He also gained 27 yards on eight rushing attempts.
- **At New Orleans (9/24)**, he completed 14 of 22 passes for 164 yards and two touchdowns in his 16th career start and first career start on *Monday Night Football*, helping the Titans to a 31-14 victory. He found Brandon Jones for a 35-yard touchdown pass in the second quarter and delivered a three-yard touchdown pass to Bo Scaife in the fourth quarter. He also ran for 21 yards on five carries.
- **Against Indianapolis (9/16)**, he completed 17 of 27 passes for 184 yards and one touchdown (95.3 rating). He also rushed five times for 53 yards. He connected on a 48-yard pass to Roydell Williams in the first quarter and later completed a one-yard touchdown pass to Williams in the fourth quarter.
- **At Jacksonville (9/9)**, he completed 11 of 18 passes for 78 yards in a season-opening win. He also scored the game-winning touchdown on a two-yard run in the third quarter, the eighth rushing touchdown of his career.



Young's 2007 & Career Regular Season Statistics:

Year	GP	GS	Passing													Rushing				
			Att	Cmp	Pct	Yds	Yd/Att	TD	TD%	Int	Int%	Lg	Sack	Lost	Rate	Att	Yds	Avg	Lg	TD
2006	15	13	357	184	51.5	2,199	6.2	12	3.4	13	3.6	53	25	129	66.7	83	552	6.7	39t	7
2007	15	15	382	238	62.3	2,546	6.7	9	2.4	17	4.5	73	25	157	71.1	93	395	4.2	21	3
Totals	30	28	739	422	57.1	4,745	6.4	21	2.8	30	4.1	73	50	286	69.0	176	947	5.4	39t	10

Young's 2007 Postseason Statistics:

Year	GP	GS	Passing													Rushing				
			Att	Cmp	Pct	Yds	Yd/Att	TD	TD%	Int	Int%	Lg	Sack	Lost	Rate	Att	Yds	Avg	Lg	TD
2007	1	1	16	29	55.2	138	4.76	0	0.0	1	3.4	26	3	9	53.5	2	12	6.0	9	0

YOUNG'S FOURTH-QUARTER COMEBACKS & GAME-WINNING DRIVES

As a rookie, quarterback **Vince Young** led the Titans to victory five times when the team trailed or was tied in the fourth quarter. Young was the third overall selection in the 2006 draft after playing three seasons at the University of Texas, where he led the Longhorns to six fourth-quarter comebacks, including a comeback in the National Title game.

Young's five fourth-quarter comebacks as a rookie:

Date/Opp.	4th Qtr Deficit/Tie	Score, Start of Drive	Drive Start	Young's Drive Stats (Att-Cmp-Yds, TD, Rushing)	Drive Totals	Drive End	Scoring Play	Final Score
10/15/06 at Washington	22-22	22-22	8:16	0-0-0, 0 TD, 0 rushes	6-30-3:05	5:11	Rob Bironas 30-yd FG	25-22
11/26/06 vs. NY Giants	0-21	14-21	3:07	6-3-41, 1 TD, 2 rushes for 35 yds	8-76-2:23	0:44	Young 14-yd pass to Brandon Jones	24-21
	0-21	21-21	0:23	2-2-18, 0, 0 rushes	3-18-0:17	0:06	Rob Bironas 49-yd FG	24-21
12/3/06 vs. Indianapolis	10-14	10-14	4:14 (3Q)	4-4-34, 1 TD, 2 rushes for 19 yds	11-95-6:50	12:24	Young 9-yd pass to Brandon Jones	20-17
	10-14	17-17	2:38	4-2-22, 0 TD, 2 rushes for 13 yds	9-33-2:31	0:07	Rob Bironas 60-yd FG	20-17
12/10/06 at Houston	13-17	13-17	12:00	5-4-34, 0 TD, 2 rushes for 8 yds	15-88-8:07	3:53	Travis Henry 2-yd run	26-20 (OT)
	13-17	20-20 (OT)	15:00 (OT)	1-1-1, 0 TD, 1 rush for 39-yd TD	5-57-3:46	11:14	Young 39-yd run	26-20 (OT)
12/24/06 at Buffalo	20-29	27-29	9:25	1-1-12, 0 TD, 2 rushes for 12 yds	14-75-7:15	2:10	Rob Bironas 30-yd FG	30-29

VINCE YOUNG IN THE AFC SOUTH

The 2006 season was one in which then-rookie quarterback **Vince Young** was educated on playing in the AFC South division. His second career start came at the future Super Bowl Champion Indianapolis Colts, and three of his first five starts came within the division.

While Young was able to win four of his six starts in divisional games as a rookie, he also was able to grow statistically in the second match-up with each opponent. He exceeded his initial passer rating in two of the three re-matches, and in the game his passer rating dropped (12/10 at Houston), he

dramatically increased his yardage total.

Young played five divisional games in 2007 and went 3-2 in those games. He picked up wins against each of the divisional foes, defeating Jacksonville in Week 1 (9/9), Houston in Week 13 (12/2) and Indianapolis in Week 17 (12/30). He did not play in the first match-up of the season against the Texans (10/21) due to an injury (quad).

Below is a list of Young's divisional games that includes the game result, his passing statistics and his rushing totals.

Vince Young game-by-game vs. AFC South opponents:

Date	Opp	Result	Passing											Rushing				
			Att	Cmp	Pct	Yds	Yd/Att	TD	Int	Lg	Rat	No	Yds	Avg	Lg	TD		
10/8/06	at Indianapolis	L, 13-14	21	10	47.6	63	3.00	0	1	16	34.4	4	43	10.8	19	1		
12/3/06	Indianapolis	W, 20-17	25	15	60.0	163	6.52	2	2	21	72.6	9	78	8.7	18	0		
9/16/07	Indianapolis	L, 20-22	27	17	63.0	184	6.81	1	0	48	95.3	5	53	10.6	21	0		
12/30/07	Indianapolis	W, 16-10	18	14	77.8	157	8.72	0	0	21	103.0	4	19	4.8	9	0		
10/29/06	Houston	W, 28-22	15	7	46.7	87	5.80	1	0	23	87.4	4	44	11.0	20	1		
12/10/06	at Houston	W, 26-20	29	19	65.5	218	7.52	0	1	39	73.6	7	86	12.3	39	1		
12/2/07	Houston	W, 28-20	31	21	67.7	248	8.00	2	1	43t	99.9	5	44	8.8	14	0		
11/5/06	at Jacksonville	L, 7-37	36	15	41.7	163	4.53	1	3	32	30.2	4	14	3.5	7	0		
12/17/06	Jacksonville	W, 24-17	15	8	53.3	85	5.67	0	0	22	70.1	4	4	1.0	8	0		
9/9/07	at Jacksonville	W, 13-10	18	11	61.1	78	4.33	0	1	21	47.9	11	22	2.0	8	1		
11/11/07	Jacksonville	L, 13--28	41	24	58.5	257	6.27	1	2	28	64.8	8	52	6.5	13	0		



FIRST-ROUND DRAFT CHOICES AS PLAYOFF QUARTERBACKS

Second-year quarterback **Vince Young** led his team into the playoffs for the first time in his career. He earned a 9-6 record as a starter in 2007, passing for 2,546 yards and rushing for an additional 395 yards.

Young, selected with the third overall pick in the 2006 NFL Draft, is one of 53 quarterbacks that have been drafted in the first round since 1983. Of those 53 players, Young became just the 11th to direct a playoff team in his first or second season. He joins **Dan Marino, John Elway, Jim Everett, Drew Bledsoe, Peyton Manning, Daunte Culpepper, Donovan McNabb, Michael Vick, Ben Roethlisberger** and **Eli Manning**.

Of the eight first-round quarterbacks selected since 2005, Young and Redskins quarterback Jason Campbell* in 2007 became the first to lead

their teams to the playoffs.

The table below lists each quarterback drafted in the first round since 1983, how many years into their careers it took them to make the playoffs, how many of those seasons they started for their clubs, and their win-loss record in their initial postseason.

* Campbell did not start the team's last three games of the regular season and did not start the team's playoff game.

First-round drafted quarterbacks since 1983 and their initial postseason appearances as starters:

First-round drafted quarterbacks since 1983 and their initial postseason appearances as starters:

Year	First-Round Quarterback	Years to Reach Playoffs	No. Years As Starter	W-L in First Postseason
2007	JaMarcus Russell	-	-	-
2007	Brady Quinn	-	-	-
2006	Vince Young	2	2	0-1
2006	Matt Leinart	-	-	-
2006	Jay Cutler	-	-	-
2005	Alex Smith	-	-	-
2005	Aaron Rogers	-	-	-
2005	Jason Campbell	3	2	0-0
2004	Eli Manning	2	1	0-1
2004	Philip Rivers	3	1	0-1
2004	Ben Roethlisberger	1	1	1-1
2004	J.P. Losman	-	-	-
2003	Carson Palmer	3	2	0-1
2003	Byron Leftwich	3	3	0-1
2003	Kyle Boller	-	-	-
2003	Rex Grossman	3	1	0-1
2002	David Carr	-	-	-
2002	Patrick Ramsey	-	-	-
2001	Michael Vick	2	1	1-1
2000	Chad Pennington	3	1	1-1
1999	Tim Couch	-	-	-
1999	Donovan McNabb	2	1	1-1
1999	Akili Smith	-	-	-
1999	Duante Culpepper	2	1	1-1
1999	Cade McNown	-	-	-
1998	Peyton Manning	2	2	0-1
1998	Ryan Leaf	-	-	-

Year	First-Round Quarterback	Years to Reach Playoffs	No. Years As Starter	W-L in First Postseason
1997	Jim Druckenmiller	-	-	-
1995	Steve McNair	5	3	3-1
1995	Kerry Collins	3	3	1-1
1994	Heath Shuler	-	-	-
1994	Trent Dilfer	4	3	1-1
1993	Drew Bledsoe	2	2	0-1
1993	Rick Mirer	-	-	-
1992	David Klingler	-	-	-
1992	Tommy Maddox	11	-	1-1
1991	Dan McGwire	-	-	-
1991	Todd Marinovich	-	-	-
1990	Jeff George	6	6	0-1
1990	Andre Ware	-	-	-
1989	Troy Aikman	3	3	0-1
1987	Vinny Testaverde	8	7	1-1
1987	Kelly Stouffer	-	-	-
1987	Chris Miller	5	4	1-1
1987	Jim Harbaugh	5	2	0-1
1986	Jim Everett	1	1	0-1
1986	Chuck Long	-	-	-
1983	John Elway	2	1	0-1
1983	Todd Blackledge	4	3	0-1
1983	Jim Kelly	6	3+	1-1
1983	Tony Eason	3	2	3-1
1983	Ken O'Brien	3	1	0-1
1983	Dan Marino	1	1	0-1

YOUNG JOINS LIST OF FRANCHISE PLAYOFF QUARTERBACKS

Vince Young became the ninth different quarterback to start a playoff game for the franchise in its 48-season history. Young joins **George Blanda** (1960-62), **Pete Beathard** (1967, 69), **Dan Pastorini** (1978-79), **Gifford Nielsen** (1979), **Ken Stabler** (1980), **Warren Moon** (1987-89, 91-93), **Cody Carlson** (1991) and **Steve McNair** (1999-00, 2002-03).

Also, Young became the youngest quarterback to ever start a postseason game for the Titans. Previously, **Gifford Nielsen** was the youngest franchise quarterback to do so. He started a playoff game on Dec. 29, 1979 when he was 25 years, 65 days old. Young was 24 years, 233 days old on January 6 when the Titans faced the Chargers in the playoffs.

Quarterbacks who have started at least one playoff game in team history:

Quarterback	Seasons	Starts	Record	Att	Comp	Pct.	Yds	TD	INT	Rating
George Blanda	1960-62	3	2-1	117	57	48.7	722	5	10	47.0
Pete Beathard	1967, 69	2	0-2	81	33	40.7	351	2	4	41.7
Dan Pastorini	1978-79	5	3-2	116	71	61.2	954	4	8	70.1
Gifford Nielsen	1979	1	1-0	19	10	52.6	111	1	1	65.9
Ken Stabler	1980	1	0-1	26	15	57.7	243	0	2	57.1
Warren Moon	1987-89, 91-93	9	3-6	351	230	65.5	2,578	15	12	87.3
Cody Carlson	1991	1	0-1	33	16	48.5	165	2	1	70.9
Steve McNair	1999-2000, 02-03	9	5-4	282	166	58.9	1,591	6	9	68.4
Vince Young	2007	1	0-1	29	16	55.2	138	0	1	53.5



TITANS OFFENSIVE LINE PRODUCTION

Hall of Fame offensive lineman **Mike Munchak** began coaching the team's offensive line in 1997. Since that time, the unit has consistently been ranked in the top 10 in fewest sacks allowed, net rushing yards and average rushing yards. In only one season (2001) since taking over as offensive line coach have the Titans finished the season not ranked in the top 10 in any of the three categories.

In 2007, the same offensive line returned to the team that started the majority of games in 2006 -- left tackle **Michael Roos**, left guard **Jacob Bell**, center **Kevin Mawae**, right guard **Benji Olson** and right tackle **David Stewart**. With the group staying healthy for the majority of the 2007 season, it is the first time in Munchak's tenure that the same offensive line carried over from one season to the next.

The line helped the team generate the fifth best rushing offense in the NFL at 131.8 yards per game during 2007. They helped running back **LenDale White** register his first career 1,000-yard season (1,110) in his second NFL season. The Titans also finished 14th in the league with 30 allowed sacks.

During the 2006 offseason, the Titans signed **Mawae**, a six-time Pro Bowler, as an unrestricted free agent. Mawae spent the previous eight seasons with the New York Jets after playing his first four seasons with the Seattle Seahawks. With **White** reaching the 1,000-yard mark in 2007, Mawae now has blocked for a 1,000-yard rusher in 11 of his 14 NFL seasons. During his Jets career, the 6-foot-4, 289-pound center helped Jets running backs to 44 100-yard games and paved the way for **Curtis Martin** to become the NFL's fourth all-time leading rusher.

The offensive lineman with the most current experience with the Titans



Michael Roos




Jacob Bell



Kevin Mawae



Benji Olson



David Stewart

is **Olson**, a 6-4, 320-pound lineman who is in his 10th year with the team. Olson has played in more games as a member of the Titans than any other current player with the exception of punter Craig Hentrich.

Bell, currently in his fourth season, started every game at left guard after Zach Piller injured his ankle in the third game of 2006. Including two starts at right tackle in 2006, he has started all but one game since the start of the 2006 season.

The starters on the outside are **Roos** and **Stewart**. Roos, a second-round draft pick in 2005, started 15 games as a rookie at right tackle before switching to the left side for all of 2006. Stewart, a 2005 fourth-round pick, did not play as a rookie but started 14 games at right tackle in 2006. Neither player has missed a start since entering the lineup.

Fourth-year lineman **Eugene Amano** has been an important contributor in 2007 as the primary back-up at all three interior positions. He started three games at guard and two contests at center during the regular season.

The chart below details the team's regular starters on the offensive line since 1997, the year Munchak took the reins as the team's offensive line coach, and the results the line helped produce.

Offensive line starters and production since 1997, Mike Munchak's first season as offensive line coach:

Year	LT	LG	C	RG	RT	Sacked (Rank)	Rush Yds (Rank)	Rush Avg (Rank)
2007	Roos	Bell	Mawae	Olson	Stewart	30 (14)	2,109 (5)	3.9 (21)
2006	Roos	Bell	Mawae	Olson	Stewart	29 (T-10)	2,214 (5)	4.7 (7)
2005	Hopkins	Piller	Hartwig	Olson	Roos	31 (T-10)	1,525 (23)	3.8 (20)
2004	Hopkins	Bell	Hartwig	Olson	Miller	44 (T-23)	1,871 (14)	4.5 (7)
2003	Hopkins	Piller	Hartwig	Olson	Miller	25 (T-6)	1,623 (26)	3.3 (31)
2002	Hopkins	Piller	DiNapoli	Olson	Miller	21 (2)	1,952 (11)	3.8 (26)
2001	Hopkins	Piller	Matthews	Olson	Miller	43 (21)	1,794 (12)	3.8 (23)
2000	Hopkins	Matthews	Long	Olson	Miller	27 (4)	2,084 (7)	3.8 (24)
1999	Hopkins	Matthews	Long	Olson	Runyan	25 (3)	1,811 (13)	3.9 (17)
1998	Hopkins	Matthews	Stepnoski	Layman	Runyan	35 (T-10)	1,970 (9)	2,414 (3)
1997	Hopkins	Matthews	Stepnoski	Donnalley	Runyan	32 (T-5)	2,414 (3)	4.5 (4)



C Kevin Mawae is second in the NFL among active offensive linemen in career games.

MAWAE SECOND AMONG O-LINEMEN

Titans center **Kevin Mawae**, a team captain in 2007, played in his 200th career regular season NFL game on Oct. 7 against the Atlanta Falcons. The six-time Pro Bowler completed his 14th NFL season, including four seasons to begin his career with the Seattle Seahawks (1994-97) and then eight seasons with New York Jets (1998-05). He joined the Titans as an unrestricted free agent in 2006.

On Dec. 23 against the N.Y. Jets, he missed his first game in a Titans uniform with a strained calf. He also missed the next game at Indianapolis with the injury (12/30) and the team's playoff game at San Diego (1/6).

Among current Tennessee Titans, Mawae trails only punter **Craig Hentrich** for most NFL games played.

Among all active NFL offensive linemen, Mawae ranks second in total number of regular season games played, trailing only Atlanta Falcons tackle **Wayne Gandy**.

Most career regular season games by active NFL offensive linemen:

Pos./Name	Current Team	Career Games
T Wayne Gandy*	Atlanta	212
C Kevin Mawae	Tennessee	210
G Chris Gray	Seattle	208
G Larry Allen	San Francisco	203
C Tom Nalen*	Denver	194

* Finished season on team's reserve/injured list



RB LENDALE WHITE

In his second NFL season, **LenDale White** started every game of the regular season at running back and led the team with 1,110 yards and seven touchdowns on 303 rushing attempts. He added 20 receptions for 114 yards.

As a rookie in 2006, he played 13 games as the top reserve behind starter Travis Henry. His season totals included 61 carries for 244 yards as well as 14 receptions for 60 yards.



White was chosen in the second round (45th overall) of the 2006 NFL Draft. At the University of Southern California, he set a school record with 52 rushing touchdowns in just three seasons. His 3,159 rushing yards ranked eighth in USC history.

White's 2007 Highlights:

- **In a Wild Card Game at San Diego (1/6)**, he recorded a game-high 69 yards on 19 carries in his first career playoff game.
- **At Indianapolis (12/30)**, recorded a game-high 45 yards on 16 carries on *Sunday Night Football*. On the opening drive, which resulted in a touchdown, he rushed five times for 36 total yards. He passed the 1,100-yard mark for the season during the drive.
- **Against the N.Y. Jets (12/23)**, recorded his fifth 100-yard game of the season, totaling 103 yards on 23 carries. He eclipsed the 1,000-yard mark for the season with a six-yard run in the first quarter. In the fourth quarter as the team was attempting to grind out the clock, he rushed a total of nine times for 36 yards, including a key seven-yard run for a first down with less than two minutes remaining that allowed the Titans to kneel to end the game.
- **At Kansas City (12/16)**, he led the Titans with 95 yards on 23 carries and added one reception for zero yards. With the Titans holding a 26-17 lead in the game's final four minutes, he ran six times for 27 yards and picked up two first downs, allowing the team to run out the clock.
- **Against San Diego (12/9)**, he led the Titans with 30 carries for 113 yards and one touchdown and added two receptions for 24 yards. He scored in the fourth quarter on a seven-yard run. It was the fourth 100-yard rushing game of the season for White, who surpassed the career 1,000-yard mark in the game.
- **Against Houston (12/2)**, he led the team with 60 yards on 12 carries, including a one-yard touchdown run to cap the team's first offensive series.

LenDale White's career 100-yard games:

Date	Opp	Att.	Yds.	Avg.	Lg	TD
10/28/07	Oakland	25	133	5.3	27	0
12/9/07	San Diego	30	113	3.8	25	1
10/21/07	at Houston	27	104	3.9	28	1
12/23/07	N.Y. Jets	23	103	4.5	14	0
11/4/07	Carolina	31	100	3.2	12	1

- **At Cincinnati (11/25)**, he totaled 27 yards on eight carries and two receptions for minus-one yard.
- **At Denver (11/19)**, he registered 42 yards on 13 carries and added 22 yards on two receptions on *Monday Night Football*.
- **Against Jacksonville (11/11)**, he gained 12 yards on eight carries.
- **Against Carolina (11/4)**, he totaled 100 yards and one touchdown on a career-high 31 carries. It was his third consecutive 100-yard performance. The majority of his yards came in the fourth quarter, when he carried 14 times for 59 yards and one touchdown. He scored a touchdown (one-yard run) for the fifth time in seven contests.
- **Against Oakland (10/28)**, he registered his second career and second consecutive 100-yard performance. He led the team with 133 yards on 25 carries, including consecutive runs of 27 and 14 yards that helped set up the go-ahead score in the third quarter. He added one reception for eight yards.
- **At Houston (10/21)**, he recorded his first 100-yard game, rushing a career-high 27 times for 104 yards and one touchdown. The effort included a one-yard touchdown run in the second quarter and a career-long 28-yard carry in the fourth quarter. It was his fourth game in a five-game span to register a touchdown run. He added 22 yards on a career-high four receptions.
- **At Tampa Bay (10/14)**, he led the team with 25 carries for 64 yards and one touchdown. He scored the game-tying touchdown with 1:17 to play in the game on a two-yard carry. His 25 carries set a new career high (18 on 9/9/07 at Jax.). He also recorded two receptions for nine yards. On a key play in the third quarter, he forced a Ronde Barber fumble that was then recovered by the Titans after Barber had initially tallied a takeaway on a Titans fumble.

(continued on next page)

RUNNING BACK CLASS OF 2006

Out of the 16 running backs selected in the 2006 NFL Draft, Titans running back **LenDale White** ranked first in 2007 in rushing attempts and rushing yards. The former second-round pick (45th overall pick) ranked third in rushing touchdowns. His season statistics included 303 carries for 1,110 yards and seven touchdowns.

Colts running back **Joseph Addai** was second in 2007 among the

2006 draft class with 1,072 rushing yards. Only Addai (12 rushing touchdowns) and Jacksonville's **Maurice Jones-Drew** (nine) had more rushing touchdowns among the group than White in 2007.

White, who played as a reserve for most of his rookie season, started all 16 contests in his second year. He had five 100-yard rushing games and reached the 1,000-yard mark for the first time in his career.

2007 Rushing Statistics Among Running Backs Selected in the 2006 NFL Draft (in order of draft position):

Player	2006 Draft		2007 Rushing Statistics					2-Yr Rushing
	Round	Overall	Rush	Yds	Avg	Lg	TD	Totals
Reggie Bush	1	2	157	581	3.7	22	4	1,146
Laurence Maroney	1	21	185	835	4.5	59t	6	1,580
DeAngelo Williams	1	27	144	717	5.0	75	4	1,218
Joseph Addai	1	30	261	1,072	4.1	23	12	2,153
LenDale White	2	45	303	1,110	3.7	28	7	1,354
Maurice Jones-Drew	2	60	167	768	4.6	57t	9	1,709
Brian Calhoun	3	74	7	35	5.0	17	0	54
Jerious Norwood	3	79	103	613	6.0	67t	1	1,246
Michael Robinson	4	100	26	121	4.7	28	0	237
Leon Washington	4	117	71	353	5.0	49	3	1,003
P.J. Daniels	4	132	0	0	-	-	0	0
Jerome Harrison	5	145	23	142	6.2	17	0	202
Wali Lundy	6	170	0	0	-	-	0	476
J.D. Runnels	6	195	0	0	-	-	0	0
Cedric Humes	7	240	0	0	-	-	0	0
Quinton Ganther	7	246	0	0	-	-	0	0



- **At New Orleans (9/24)**, he recorded a game-high 50 yards with one touchdown on 17 carries, helping the team to a 31-14 victory in his first career appearance on *Monday Night Football*. He scored on a one-yard run to give the Titans a 17-14 lead late in the third quarter. He also posted one reception for 10 yards.
- **Against Indianapolis (9/16)**, he led the team with 15 carries for 64 yards and his first career touchdown. He found the end zone on a three-yard run in the third quarter to cut the Indianapolis lead to 19-13.
- **at Jacksonville (9/9)**, set a career high with 66 yards on 18 carries. He helped the team finish with 282 rushing yards, the second-highest total in team history. He also posted two receptions for seven yards. He sealed the 13-10 victory with a pair of six-yard runs in the final two minutes of the game to give the Titans a first down and allow them to run out the clock.

White's Career Regular Season Statistics:

	GP	GS	Att	Yds	Avg	Lg	TD	Rec	Yds	Avg	Lg	TD
2006	13	0	61	244	4.0	26	0	14	60	4.3	13	0
2007	16	16	303	1,110	3.7	28	7	20	114	5.7	15	0
Totals	29	16	364	1,354	3.7	28	7	34	174	5.1	15	0

LenDale White's 2007/Career Playoff Statistics:

	GP	GS	Att	Yds	Avg	Lg	TD	Rec	Yds	Avg	Lg	TD
2007	1	1	19	69	3.6	13	0	1	-3	-3.0	-3	0

AFC RUSHING LEADERS

Running back **LenDale White** ranked eighth in the AFC in 2007 (12th in the NFL) with 1,110 rushing yards. He ranked fourth in the conference (sixth in NFL) with 303 carries.

2007 AFC Rushing leaders:

Player	Team	Att	Yds	Avg	Lg	TD
1. LaDainian Tomlinson	SD	315	1474	4.7	49	15
2. Willie Parker	Pit	321	1316	4.1	32	2
3. Jamal Lewis	Cle	298	1304	4.4	66t	9
4. Willis McGahee	Bal	294	1207	4.1	46t	7
5. Fred Taylor	Jac	223	1202	5.4	80t	5
6. Thomas Jones	NYJ	310	1119	3.6	36	1
7. Marshawn Lynch	Buf	280	1115	4.0	56t	7
8. LenDale White	Ten	303	1110	3.7	28	7
9. Joseph Addai	Ind	261	1072	4.1	23	12
10. Justin Fargas	Oak	222	1009	4.5	48	4

FRANCHISE 1,000-YARD RUNNING BACKS

Against the New York Jets on Dec. 23, running back **LenDale White** reached the 1,000-yard rushing mark for the season. In doing so, he became the 10th different player in team history to accomplish the feat.

Those 10 players have produced a total of 20 1,000-yard seasons. The Titans now have had a 1,000-yard rusher in 10 of the team's 13 full seasons under Head Coach **Jeff Fisher**.

Only **Earl Campbell** and **Eddie George** have recorded multiple 1,000-yard seasons for the franchise.

In the last five seasons, the Titans have had four different running backs record 1,000-yard seasons: Eddie George (2003), Chris Brown (2004), Travis Henry (2006) and White (2007).

All-time Titans/Oilers 1,000-yard running backs:

Player	Season(s)
Charles Tolar	1962
Hoyle Granger	1967
Earl Campbell	1978-81, 83
Mike Rozier	1988
Lorenzo White	1992
Gary Brown	1993
Eddie George	1996-00, 02-03
Chris Brown	2004
Travis Henry	2006
LenDale White	2007

RB CHRIS BROWN

Chris Brown, the franchise's ninth all-time leading rusher, completed his fifth NFL season in 2007. He resigned with the Titans during the 2007 offseason and produced 462 yards on 102 attempts, leading the team with a 4.5-yard average. He scored five rushing touchdowns, tying the second-best total of his career.

Brown was the team's leading rusher in both 2004 and 2005. He achieved his first 1,000-yard season in 2004, rushing for 1,067 yards and six touchdowns on 220 carries (4.9 avg.). In 2005, he set a career high with 14 starts and carried 224 times for 851 yards and five touchdowns. In 2006, his season totals included 41 carries for 156 yards.

Brown was originally selected by the Titans in the third round (93rd overall) in the 2003 NFL Draft.



Brown's 2007 Highlights:

- **In a Wild Card Game at San Diego (1/6)**, he rushed four times for 13 yards.
- **At Indianapolis (12/30)**, he totaled 22 yards and one touchdown on seven carries on *Sunday Night Football*. On the team's opening drive of the game, he scored on an eight-yard run, the team's only touchdown in their playoff-clinching win.
- **Against the N.Y. Jets (12/23)**, he totaled 15 yards and one touchdown on five rushing attempts in a 10-6 win. In the second quarter, he scored the team's only touchdown of the game on a four-yard run. It was his 15th career touchdown run.
- **Against San Diego (12/9)**, he carried five times for 16 yards, including a seven-yard touchdown run that gave Tennessee a 10-3 lead in the third quarter.
- **Against Houston (12/2)**, he recorded 46 yards and one touchdown on 11 carries. In the fourth quarter, he accounted for all 29 yards on a touchdown drive, going 22 yards one play and seven yards for a score on the following play.
- **At Cincinnati (11/25)**, he led the team with 28 yards on eight carries and added one reception for seven yards.
- **At Denver (11/19)**, he rushed three times for 14 yards and caught four passes for 61 yards on *Monday Night Football*.
- **At Houston (10/21), against Oakland (10/28), against Carolina (11/4) and against Jacksonville (11/11)**, he was inactive due to an ankle injury.
- **At Tampa Bay (10/14)**, he carried five times for 26 yards before leaving the game in the second quarter with an ankle injury.
- **Against Atlanta (10/7)**, he carried 10 times for 27 yards and one touchdown and added two receptions for seven yards. He scored his first rushing touchdown since Nov. 20, 2005 (vs. Jax.) on a three-yard run in the first quarter to tie the game at 7-7.
- **At New Orleans (9/14)**, he carried 11 times for 38 yards, including a long of 19 yards in a win on *Monday Night Football*.
- **At Jacksonville (9/9)**, Brown set a career high with 175 yards on 19 carries (9.2 avg.) and helped the team finish with 282 rushing yards, the second-highest total in team history. With his seventh career 100-yard game, he surpassed his previous career high of 152 yards (9/19/04 vs. Ind.). It was the best rushing performance on Kickoff Weekend in the NFL, the second-best opening-day total in franchise history (216 by Eddie George on 8/31/97) and the fourth-best opening-day total in the NFL in 10 years (1998-07). Among his attempts, Brown had runs of 42, 24, 14, 13, 13 and 11 yards. He was named AFC Offensive Player of the Week and the FedEx Ground Player of the Week for his effort.

Chris Brown's career 100-yard games:

Date	Opp	Att	Yds.	Avg.	Lg	TD
9/9/07	at Jacksonville	19	175	9.2	42	0
9/19/04	Indianapolis	26	152	5.8	20t	1
10/11/04	at Green Bay	27	148	5.5	37t	2
10/31/04	Cincinnati	32	147	4.6	19	1
12/5/04	at Indianapolis	19	104	5.5	18	0
9/26/04	Jacksonville	23	101	4.4	26t	1
9/11/04	at Miami	16	100	6.3	52	0



Brown's Career Regular Season Statistics:

	GP	GS	Att	Yds	Avg	Lg	TD	Rec	Yds	Avg	Lg	TD
2003	11	0	56	221	3.9	28	0	8	61	7.6	11	0
2004	11	11	220	1,067	4.9	52	6	20	147	7.4	21	0
2005	15	14	224	851	3.8	38t	5	25	327	13.1	57	2
2006	5	3	41	156	3.8	21	0	2	4	2.0	4	0
2007	12	1	102	462	4.5	42	5	19	128	6.7	16	0
Totals	54	29	643	2,757	4.3	52	16	74	667	9.0	57	2

Chris Brown's Career Playoff Statistics:

	GP	GS	Att	Yds	Avg	Lg	TD	Rec	Yds	Avg	Lg	TD
2003	2	0	18	96	5.3	16	2	1	2	2.0	2	0
2007	1	0	4	13	3.3	5	0	0	0	-	-	0
Totals	3	0	22	109	4.9	16	2	1	2	2.0	2	0

FRANCHISE RUSHING LEADERS

Titans running back **Chris Brown** currently ranks ninth on the team's all-time rushing list. He already passed **Allen Pinkett** (2,324) this season and is approaching **Ronnie Coleman** (2,769) and **Charley Tolar** (3,277).

Franchise's All-Time Rushing Leaders:

Player	Seasons	Att.	Yds.	Avg.	TD
1. Eddie George	1996-03	2,733	10,009	3.7	64
2. Earl Campbell	1978-84	1,979	8,574	4.3	73
3. Lorenzo White	1988-94	1,000	4,079	4.1	29
4. Hoyle Granger	1966-70,72	773	3,514	4.5	18
5. Steve McNair	1995-05	614	3,439	5.6	36
6. Mike Rozier	1985-90	910	3,426	3.8	27
7. Charley Tolar	1960-66	907	3,277	3.6	21
8. Ronnie Coleman	1974-81	700	2,769	4.0	16
9. Chris Brown	2003-07	643	2,757	4.3	16
10. Allen Pinkett	1986-91	561	2,324	4.1	21

TOP RUSHING GAMES SINCE 2001

Leading the charge on the ground in Week 1 against the Jaguars was running back **Chris Brown**, who set a career high with 175 rushing yards. It was the 17th highest rushing total in team history. The performance surpassed Brown's previous career high of 152 yards against the Indianapolis Colts in 2004 (9/19).

Brown's seventh career 100-yard game also was the second-highest single-game total by a Titans running back since the beginning of the 2001 season (178 by Travis Henry on Oct. 15, 2006 at Washington). Brown owns four of the top five rushing totals in that time.

Most rushing yards by a member of the Titans in a single game since the beginning of the 2001 season:

Player	Date	Opp	Att	Yds	Avg	Lg	TD
1. Travis Henry	10/15/06	at Was	32	178	5.6	23	1
2. Chris Brown	09/09/07	at Jax	19	175	9.2	42	0
3. Chris Brown	09/19/04	Ind	26	152	5.8	20t	1
4. Chris Brown	10/11/04	at GB	27	148	5.5	37t	2
5. Chris Brown	10/31/04	Cin	32	147	4.6	19	1

In the past 10 NFL Kickoff Weekends (1998-07), Brown's effort ranks fourth among all ball carriers for a single game.

Most rushing yards on Kickoff Weekend in the past 10 years (1998-07):

Player	Date	Opp	Att	Yds	Avg	Lg	TD
1. Duce Staley, Phi	9/3/00	Dal	26	201	7.7	60	1
2. Curtis Martin, NYJ	9/12/04	Cin	29	196	6.8	24t	1
3. Garrison Hearst, SF	9/6/98	NYJ	20	187	9.4	96t	2
4. Chris Brown, Ten	9/9/07	Jax	19	175	9.2	42	0
5. Willie Parker, Pit	9/11/05	Ten	22	161	7.3	45	1

QB KERRY COLLINS

Thirteen-year veteran quarterback **Kerry Collins** came to the Titans as an unrestricted free agent prior to the 2006 season.

During the 2007 regular season, Collins appeared in six games with one start. He totaled 82 passing attempts, 50 completions for 531 yards and did not pass for a touchdown or an interception.

Last year, in his first campaign with the club, he started three games and totaled 42 completions, 549 yards and one touchdown on 90 passing attempts.

Collins has passed for nearly 35,000 yards during his career with the Carolina Panthers, New Orleans Saints, New York Giants, Oakland Raiders and Titans.

He ranks in the NFL's all-time Top 20 in several major passing categories. He is 12th in attempts (5,254), 13th in completions (2,918) and 16th in passing yards (34,717).



Kerry Collins' 2007 Season Highlights:

- **At Indianapolis (12/30)**, entered the game in the third quarter and helped engineer three drives that ended in field goals in a 16-10 victory that clinched a playoff berth. He was 10-of-13 for 106 yards in the game.
- **At Houston (10/21)**, he started the game for an injured Vince Young (quadriceps) and completed 25 of 42 passes for 280 yards. He engineered the game-winning drive with 57 seconds remaining in the fourth quarter, finding Roydeell Williams for 17- and 46-yard completions to set up the game-winning field goal.
- **At Tampa Bay (10/14)**, he entered the game in relief of an injured Vince Young (quadriceps). He passed for 125 yards and led the team on an 86-yard drive to tie the game late in the fourth quarter.

Collins' 2007 and Career Regular Season Statistics:

	G/S	Att	Cmp	Pct	Yds	TD	Int	Sk/Yds	Rat
2007	6/1	82	50	61.0	531	0	0	5/42	79.9
Career	162/149	5,254	2,918	55.5	34,717	174	172	305/2,002	73.3

Collins' Career Playoff Statistics:

	G/S	Att	Cmp	Pct	Yds	TD	Int	Sk/Yds	Rat
1996	2/2	59	31	52.5	315	3	3	2/9	63.9
2000	3/3	97	55	56.7	618	5	6	5/26	67.3
2002	1/1	43	29	67.4	342	4	1	2/15	112.7
2007	0/0	0	0	-	0	0	0	0/0	-
Career	6/6	199	115	57.8	1,275	12	10	9/50	76.1

COLLINS FOURTH AMONG ACTIVE QBs

Titans quarterback **Kerry Collins** ranks fourth in the NFL in career passing yards among quarterbacks who were active at the conclusion of the 2007 regular season. Collins ranks behind only Green Bay's **Brett Favre**, Carolina's **Vinny Testaverde** and Indianapolis' **Peyton Manning**.

Passing yards leaders among active NFL quarterbacks:

Player	Att	Cmp	Pct.	Yds	TD	Int
1. Brett Favre	8,758	5,377	61.4	61,655	442	288
2. Vinny Testaverde	6,701	3,787	56.5	46,233	275	267
3. Peyton Manning	5,405	3,468	64.2	41,626	306	153
4. Kerry Collins	5,254	2,918	55.5	34,717	174	172
5. Mark Brunell	4,594	2,738	59.6	31,826	182	106
6. Steve McNair	4,544	2,733	60.1	31,304	174	119



WR JUSTIN GAGE

Fifth-year wide receiver **Justin Gage**, who was added to the Titans roster in 2007 as an unrestricted free agent from the Chicago Bears, led the team during the regular season with a career-high 750 receiving yards. His 55 receptions also set a career high and tied with Roydell Williams for the team lead. Gage posted two touchdown receptions in 2007.

Gage originally was a fifth-round draft choice by the Bears in 2003. He played four seasons there and totaled 64 receptions for 908 yards.



Justin Gage's 2007 Season Highlights:

- **In a Wild Card Gage at San Diego (1/6)**, he recorded one reception for 19 yards.
- **At Indianapolis (12/30)**, he led the team with a career-high 104 receiving yards and also tied his career high with a team-best seven receptions on *Sunday Night Football*. His effort helped the Titans earn a playoff berth with a 16-10 victory.
- **Against the N.Y. Jets (12/23)**, he posted three receptions for 48 yards, including a 29-yard catch that helped set up the team's only touchdown of the game in a 10-6 win.
- **Against Houston (12/2)**, he tied for the team high with five receptions for 64 yards. He scored his second touchdown of the season on an 11-yard catch in the third quarter.
- **At Cincinnati (11/25)**, he posted 98 yards on four receptions, including a career-long 73-yard reception.
- **Against Jacksonville (11/11)**, he led the team and tied his career high with seven receptions for 90 yards, including a 20-yard touchdown reception he made after juggling the ball from the ground. It was his first touchdown in a Titans uniform and the fifth touchdown of his career.
- **At Tampa Bay (10/14)**, he recorded four receptions for a team-high 82 yards. It was the second-highest yardage total of his five-year career (100 vs. Ari., 11/30/03). His total included a 42-yard reception in the fourth quarter that helped set up the game-tying score. That was the second-longest reception of his career.

Gage's Career Regular Season Statistics:

	GP	GS	Rec	Yds	Avg	Lg	TD
2003	10	3	17	338	19.9	57	2
2004	16	2	12	156	13.0	32	0
2005	15	11	31	346	11.2	25	2
2006	8	0	4	68	17.0	34	0
2007	16	8	55	750	13.6	73	2
Totals	65	24	119	1,658	13.9	73	6

Justin Gage's Career Playoff Statistics:

	GP	GS	Rec	Yds	Avg	Lg	TD
2005	1	1	3	28	9.3	24	0
2006	1	0	0	0	-	-	0
2007	1	1	1	19	19.0	19	0
Totals	3	2	4	47	11.8	24	0

PCT. RECEPTIONS FOR FIRST DOWNS

Of **Justin Gage's** 55 catches in 2007, 45 of them -- 81.8 percent -- resulted in first downs. That gave him for the third best percentage in the NFL among qualifying players (minimum two receptions per team game).

Highest percentage of receptions for first downs in 2007 (qualifiers -- two receptions per team game):

Player	Team	Rec.	First Downs	Pct.
1. Terrell Owens	Dal	81	69	85.2
2. Brandon Stokley	Den	40	34	85.0
3. Justin Gage	Ten	55	45	81.8
4. Santonio Holmes	Pit	52	42	80.8
5. Chad Johnson	Cin	93	74	79.6
6. Calvin Johnson	Det	48	38	79.2
7. Ernest Wilford	Jac	45	35	77.8
8. Reggie Williams	Jac	38	29	76.3
9. Randy Moss	NE	98	74	75.5
10. Antwaan Randle El	Was	51	38	74.5

WR ROYDELL WILLIAMS

Third-year Titans wide receiver **Roydell Williams** achieved career highs in 2007 in games, starts, receptions, yards and touchdowns. The former fourth-round draft choice (2005) tied with Justin Gage for the team lead with 55 receptions. Williams recorded 719 receiving yards and a team-high four touchdown receptions.

Williams was placed on injured reserve during Wild Card Week (January 4) after suffering an ankle injury in practice on January 2.

The former Tulane standout's three-year NFL totals include 84 catches for 1,139 yards and six touchdowns.



Roydell Williams' 2007 Season Highlights:

- He injured his right ankle in practice on January 2 and was placed on injured reserve on Jan. 4, causing him to miss the team's playoff game at San Diego (1/6).
- **At Indianapolis (12/30)**, he set a career high with six receptions for 59 yards on *Sunday Night Football*, helping the team clinch a playoff berth.
- **Against the N.Y. Jets (12/23)**, he led the team with four receptions for 54 yards, including a key 19-yard catch to convert a third-and-12 in the fourth quarter.
- **At Kansas City (12/16)**, he recorded the first two-touchdown game of his career, totaling a game-high 94 yards and two scores on four receptions. He ended the opening drive with a 16-yard touchdown and added a 41-yard touchdown in the third quarter. He also recorded a 35-yard reception. He surpassed 1,000 career receiving yards in the game.
- **Against Houston (12/2)**, he tied for the team high with five receptions for 74 yards. He scored on a 43-yard touchdown pass to give the Titans the lead in the third quarter.
- **At Houston (10/21)**, he registered his first career 100-yard game. He totaled a team-high 124 yards on five receptions, including two key receptions in the final minute of play. With the Titans trailing 36-35, he caught a 17-yard pass from Kerry Collins and three plays later added a 46-yard grab to set up the game-winning field goal. He also had a 39-yard catch in the first half.
- **Against Indianapolis (9/16)**, he totaled four receptions for 72 yards, including a 48-yard catch in the first quarter and a one-yard touchdown reception in the fourth quarter. The touchdown was the third of his career, and his yardage total was the second-best of his career at that point.

Williams' Career Regular Season Statistics:

	GP	GS	Rec	Yds	Avg	Lg	TD
2005	10	2	21	299	14.2	50t	2
2006	14	0	8	121	15.1	20	0
2007	16	14	55	719	13.1	48	4
Totals	40	16	84	1,139	13.6	50t	6

Williams' 2007/Career Playoff Statistics:

	GP	GS	Rec	Yds	Avg	Lg	TD
2007							Injured Reserve (ankle)




WR Roydell Williams tied for the team receiving lead in 2007 with 55 receptions.



WR ERIC MOULDS

Veteran wide receiver **Eric Moulds** closed out the 2007 regular season, his first in Tennessee, just shy of a historic career milestone. The 12-year veteran has accumulated 764 career receptions for 9,995 yards and 49 touchdowns in stints with the Buffalo Bills, Houston Texans and Titans. He is five yards from becoming the 29th player in NFL history to reach 10,000 receiving yards.

In 2007, Moulds was fourth on the team with 32 receptions for 342 yards.



Eric Moulds' 2007 Season Highlights:

- **In a Wild Card Game at San Diego (1/6)**, he recorded three receptions for 18 yards.
- **At Kansas City (12/16)**, he tied for the team lead with four receptions for 37 yards.
- **At Cincinnati (11/25)**, he recorded two receptions for 54 yards, including a season-long 46-yard grab.
- **At Tampa Bay (10/14)**, he led the team with six receptions for 49 yards.
- **At Jacksonville (9/9)**, he made his Titans debut and recorded one reception for four yards.

Moulds' 2007 and Career Regular Season Totals:

	GP	GS	Rec	Yds	Avg	Lg	TD
2007	16	8	32	342	10.7	46	0
Career	186	157	764	9,995	13.1	84t	49

Moulds' 2007 and Career Playoff Statistics:

Year	GP	GS	Rec	Yds	Avg	Lg	TD
2007	1	1	3	18	6.0	10	0
Career	4	3	15	320	21.3	65	1

TE BO SCAIFE

Third-year tight end **Bo Scaife** (pronounced SKAYF) led the Titans tight end corps for the second consecutive season in 2007 with a career-high 46 receptions, which also ranked third overall on the team. His 421 receiving yards also set a new career high.

In the regular season finale at Indianapolis (12/30), he lacerated his liver, which led to his placement on injured reserve on January 2.

The former sixth-round draft choice (2005) from Texas also led the team's tight ends in 2006 with 29 receptions for a 370 yards and two touchdowns.



Bo Scaife's 2007 Season Highlights:

- He was placed on injured reserve with a lacerated liver on January 2, causing him to miss the team's playoff game at San Diego (1/6).
- **Against Houston (12/2)**, he recorded four receptions for 57 yards, the third-highest yardage total of his career.
- **At Cincinnati (11/25)**, he led the team with five receptions for 33 yards.
- **Against Carolina (11/4)**, he led the team with six receptions for 35 yards.
- **At Houston (10/21)**, he led the team with six receptions for 49 yards.
- **At New Orleans (9/24)**, Scaife helped lift the Titans to a 31-14 win on *Monday Night Football* with a three-catch, 26-yard performance that included a three-yard touchdown reception. The score gave the Titans a 24-14 lead early in the fourth quarter.

Scaife's Career Regular Season Statistics:

	GP	GS	Rec	Yds	Avg	Lg	TD
2005	16	5	37	273	7.4	19	2
2006	14	12	29	370	12.8	34	2
2007	16	15	46	421	9.2	26	1
Totals	46	32	112	1,064	9.5	34	5

Scaife's 2007/Career Playoff Statistics:

	GP	GS	Rec	Yds	Avg	Lg	TD
2007							
	Injured Reserve (lacerated liver)						

WR BRANDON JONES

Third-year receiver **Brandon Jones** recorded 21 receptions for 248 yards and a pair of touchdowns prior to being placed on injured reserve in 2007. He arguably had his biggest performances in 2007 on *Monday Night Football*, collecting a total of seven receptions for 98 yards and two touchdowns in two Monday night games.



Brandon Jones' 2007 Season Highlights:

- Jones was placed on injured reserve on Dec. 15 with a groin injury he sustained on Dec. 2 against Houston.
- **At Denver (11/19)**, he posted three receptions for 25 yards, including a 21-yard touchdown reception in the second quarter.
- **At New Orleans (9/24)**, he led all receivers in a Titans win with four receptions for 73 yards on *Monday Night Football*. He recorded a 35-yard touchdown reception from Vince Young in the second quarter to give the Titans a 10-0 lead.

Jones' Career Regular Season Statistics:

	GP	GS	Rec	Yds	Avg	Lg	TD
2005	10	8	23	299	13.0	38t	2
2006	16	10	27	384	14.2	53	4
2007	9	2	21	248	11.8	35t	2
Totals	35	20	71	931	13.1	53	8

Scaife's 2007/Career Playoff Statistics:


	GP	GS	Rec	Yds	Avg	Lg	TD
2007							
	Injured Reserve (groin)						

DT ALBERT HAYNESWORTH

A first-time Pro Bowler in his sixth NFL season, defensive tackle **Albert Haynesworth** set a career high in 2007 with six sacks and added 69 tackles, 23 quarterback pressures, six tackles for loss and three passes defended.

In 2006, he totaled 59 tackles, two sacks and 13 quarterback pressures in 11 games (10 starts).

The 6-6, 320-pound player was drafted in the first round (15th overall) of the 2002 NFL Draft and has been a mainstay for the Titans ever since on their interior defensive line.



Haynesworth's 2007 Season Highlights:

- **In a Wild Card Game at San Diego (1/6)**, he posted six tackles.
- **At Indianapolis (12/30)**, he posted a team-high three quarterback pressures and helped limit the Colts to 46 rushing yards and 194 total yards on *Sunday Night Football*.
- **Against the N.Y. Jets (12/23)**, he returned to the starting lineup and posted three tackles.
- **At Kansas City (12/16)**, he played but was limited due to a hamstring injury.
- **Against San Diego (12/9)**, he totaled five tackles, one sack, one tackle for loss and three quarterback pressures. He sacked quarterback Billy Volek for a seven-yard loss in the second quarter.
- **Against Houston (12/2)**, he returned to action after missing three games and totaled five tackles.
- **Against Jacksonville (11/11), at Denver (11/19) and at Cincinnati (11/25)**, he was inactive with a hamstring injury.
- **Against Carolina (11/4)**, he set a career high with three sacks and led the squad with eight tackles. He also recorded two tackles for loss and one quarterback pressure. He sacked David Carr on Carolina's first play from scrimmage and added two more sacks of Carr. It was the first multi-sack game of his career and the first three-sack game by a Titans player since Kyle Vanden Bosch recorded three sacks on Sept. 18, 2005.
- **Against Oakland (10/28)**, he totaled seven tackles, one sack, one tackle for loss and two quarterback pressures. He helped thwart a late fourth quarter rally by the Raiders with a four-yard sack of Daunte Culpepper. He helped limit the league's fourth-ranked rushing attack to 92 yards.





- **At Houston (10/21)**, he posted five tackles, one tackle for loss and a team-high three quarterback pressures and helped limit the Texans to 39 rushing yards.
- **At Tampa Bay (10/14)**, he led the team with 10 tackles and added one pass defended and one quarterback pressure. He helped limit the Buccaneers to 30 rushing yards.
- **Against Atlanta (10/7)**, he totaled eight tackles, one tackle for loss and two quarterback pressures. With two minutes remaining in the game and the Falcons attempting to score with a first-and-goal from the one-yard line, he leaped through the offensive line, timing the play just after the snap, and brought quarterback Byron Leftwich to the ground as he was pitching the ball, causing an eight-yard loss that helped the Titans preserve a 20-13 victory.
- **At New Orleans (9/24)**, he posted his third consecutive game with six tackles and added two quarterback pressures in a win on *Monday Night Football*.
- **Against Indianapolis (9/16)**, he totaled six tackles, one sack, three quarterback pressures and one pass defended. He took down Peyton Manning for an eight-yard loss in the third quarter.
- **At Jacksonville (9/9)**, was a key member of a defense that limited the Jaguars to only 72 total rushing yards. He tallied six tackles, three quarterback pressures and one pass defended.

Haynesworth's Career Regular Season Statistics:

	G/S	Tackles	TFL	Sack	QBP	Int	PD	FF	FR
2002	16/3	55	7	1.0	23	0	3	0	0
2003	12/11	49	4	2.5	15	0	3	0	2
2004	10/10	62	11	1.0	13	0	1	2	0
2005	14/14	85	9	3.0	11	0	1	1	0
2006	11/10	59	3	2.0	13	0	0	0	0
2007	13/12	69	6	6.0	23	0	3	0	0
Career	76/60	379	40	15.5	98	0	11	3	2

Haynesworth's Career Playoff Statistics:

	G/S	Tackles	TFL	Sack	QBP	Int	PD	FF	FR
2002	2/2	6	1	0	6	0	1	0	0
2003	2/2	5	0	1	0	0	0	0	0
2007	1/1	6	0	0	0	0	0	0	0
Career	5/5	17	1	1	6	0	1	0	0

SACKS BY DEFENSIVE TACKLES

Titans defensive tackle **Albert Haynesworth** had a season total of six sacks. The total is double his previous career high of three sacks, set in 2005.

Haynesworth's sack total ranked first in the AFC and tied for fifth in the NFL among defensive tackles in 2007. Only Arizona's **Darnell Dockett** (nine), Chicago's **Tommie Harris** (eight), Detroit's **Shaun Rogers** (seven) and Green Bay's **Corey Williams** (seven) had more than Haynesworth.

Most sacks by defensive tackles in 2007:

Defensive Tackle	Team	Sacks	Yards
1. Darnell Dockett	Ari	9.0	66.5
2. Tommie Harris	Chi	8.0	47.0
3. Shaun Rogers	Det	7.0	53.0
Corey Williams	GB	7.0	38.0
5. La'Roi Glover	StL	6.0	44.0
Albert Haynesworth	Ten	6.0	34.0
7. Amobi Okoye	Hou	5.5	33.5
Fred Robbins	NYG	5.5	26.5
9. Tony Brown	Ten	4.0	30.0
Rob Meier	Jac	4.0	26.0
Mike Patterson	Phi	4.0	30.5
Dewayne Robertson	NYJ	4.0	33.0
Gerard Warren	Oak	4.0	47.0
Ty Warren	NE	4.0	27.5

DE KYLE VANDEN BOSCH

Defensive end **Kyle Vanden Bosch**, one of five team captains, played his third season with the Titans and seventh overall NFL season in 2007. He has started every game since arriving in Tennessee.

Voted to his second Pro Bowl in 2007, his season totals included a team-high 12 sacks and 115 tackles, which ranked second on the squad. It was his third consecutive season with 100 or more tackles. His statistics also included 24 quarterback pressures, six tackles for loss and four forced fumbles.

In 2006, he set a career high in tackles and led the team in sacks for a second consecutive year. His season totals included 6.5 sacks, 118 tackles, 30 quarterback pressures, four tackles for loss and one forced fumble.

His 2006 tackle total led the team's defensive linemen. It was the second consecutive season he has led the group. His 118 tackles ranked fourth-highest by a Titans defensive lineman since 1980 (27 seasons).

In 2005, he finished second in the AFC and fourth in the NFL with 12.5 sacks, earning his first career Pro Bowl invitation. With 100 tackles, he became the first defensive lineman for the team since 1986 (Ray Childress and Richard Byrd) to post 100 tackles in a season.



Kyle Vanden Bosch's 2007 Season Highlights:

- **In a Wild Card Game at San Diego (1/6)**, he registered six tackles and two quarterback pressures.
- **At Indianapolis (12/30)**, he posted two tackles, two quarterback pressures and helped limit the Colts to 46 rushing yards and 194 total yards on *Sunday Night Football*.
- **Against the N.Y. Jets (12/23)**, he tied his career high with three sacks, the second time in three games he recorded three sacks. He also led the team and tied his career high with 12 tackles and added one quarterback pressure and one forced fumble. He tied Curley Culp (31 sacks) for ninth place on the team's all-time sack list.
- **At Kansas City (12/16)**, he posted six tackles and a team-best three quarterback pressures. He went over 100 tackles for the third consecutive season.
- **Against San Diego (12/9)**, he recorded three sacks for the second time in his career and led the team with 11 tackles. His three sacks of Philip Rivers, including two in a span of three plays to thwart a fourth quarter drive, were the most by Vanden Bosch since 2005 against Baltimore (9/18). He added one tackle for loss, two quarterback pressures and forced a Michael Griffin interception when he hit Rivers as the quarterback released the ball. He moved into 10th place on the franchise's career sack list, surpassing **Pat Holmes** and **Mike Stensrud** (tied with 26 sacks).
- **Against Houston (12/2)**, he posted seven tackles, one forced fumble, one pass defended and three quarterback pressures. He forced a Ron Dayne fumble in the second quarter, and late in the fourth quarter he pressured Sage Rosenfels into throwing an interception.
- **At Cincinnati (11/25)**, he totaled six tackles, one sack, one forced fumble and one quarterback pressure. He sacked Carson Palmer for a five-yard loss in the second quarter.

Season sack leaders for the Titans since 1998:

Season	Player	Sacks
1998	Lonnie Marts (LB)	4.0
1999	Jevon Kearse	14.5
2000	Jevon Kearse	11.5
2001	Jevon Kearse	10.0
2002	Kevin Carter	10.0
2003	Jevon Kearse	9.5
2004	Kevin Carter	6.0
2005	Kyle Vanden Bosch	12.5
2006	Kyle Vanden Bosch	6.5
2007	Kyle Vanden Bosch	12.0



- **Against Jacksonville (11/11)**, he tied for the team high with 10 tackles and added two quarterback pressures and one pass defended.
- **Against Carolina (11/4)**, he tallied seven tackles, including one sack of David Carr and one tackle for loss. He took down David Carr for a four-yard loss in the third quarter.
- **Against Oakland (10/28)**, he tallied eight tackles, one sack, one forced fumble and one quarterback pressure. He sacked Daunte Culpeper and forced a fumble in the first quarter.
- **At Houston (10/21)**, he recorded six tackles, including a 12-yard sack of Matt Schaub and one tackle for loss, and added one quarterback pressure.
- **At Tampa Bay (10/14)**, he recorded five tackles and two quarterback pressures and helped limit the Buccaneers to 30 rushing yards.
- **Against Atlanta (10/7)**, he totaled nine tackles, one sack, two tackles for loss and one quarterback pressure. His sack of Byron Leftwich occurred on fourth-and-goal from the Tennessee four-yard line with one minute to play in the game and the Titans protecting a 20-13 lead. The game-saving sack came four plays after chasing running back Warrick Dunn downfield to tackle him at the one-yard line to preserve the lead.
- **At New Orleans (9/24)**, he posted four tackles and three quarterback pressures, helping the Titans to a 31-14 win on *Monday Night Football*. He hit quarterback Drew Brees as he was throwing the ball, causing one of Keith Bulluck's three interceptions in the game.
- **Against Indianapolis (9/16)**, he totaled 10 tackles, one sack, one quarterback pressure and a blocked PAT. He pressured Peyton Manning in the end zone and forced a pass that was intercepted by Cortland Finnegan. He sacked Manning for a four-yard loss on third down to force a punt late in the fourth quarter. It was his first sack of the season and 25th of his career. The game was the fifth of his career with 10 or more tackles.

Vanden Bosch's Career Regular Season Statistics:

	G/S	Tackles	TFL	Sack	QBP	Int	PD	FF	FR
2001	3/3	12	0	1.0	1	0	1	0	1
2002	16/16	66	8	4.0	9	0	0	0	1
2003			Injured Reserve						
2004	16/1	15	0	0.0	1	0	0	0	0
2005	16/16	100	8	12.5	15	0	0	4	1
2006	16/16	118	4	6.5	30	0	0	1	0
2007	16/16	115	6	12.0	22	0	2	4	0
Career	83/68	425	26	36.0	80	0	3	9	3

Vanden Bosch's 2007/Career Playoff Statistics:

	G/S	Tackles	TFL	Sack	QBP	Int	PD	FF	FR
2007	1/1	6	0	0	2	0	0	0	0

2007 AFC SACK LEADERS

Kyle Vanden Bosch ranked sixth in the AFC and tied for 11th in the NFL with 12 sacks in 2007. It was his second-highest career total, ranking below his 12.5 sacks in 2005.

2007 AFC sack leaders:

Player	Team	Sacks
1. Jared Allen	KC	15.5
2. Mario Williams	Hou	14.0
3. Shawne Merriman	SD	12.5
Mike Vrabel	NE	12.5
Elvis Dumervil	Den	12.5
6. Kyle Vanden Bosch	Ten	12.0
7. Jason Taylor	Mia	11.0
8. James Harrison	Pit	8.5
Shaun Phillips	SD	8.5
10. Derrick Burgess	Oak	8.0
Chris Clemons	Oak	8.0
Antwan Odom	Ten	8.0

FRANCHISE SACK LEADERS

On Dec. 23 against the New York Jets, defensive end **Kyle Vanden Bosch** moved into a tie for ninth place on the team's all-time sack list*, equaling **Curley Culp's** career total of 31 sacks. Earlier in the season he surpassed **Pat Holmes** and **Mike Stensrud** (26 sacks) for 10th place. He has recorded 31 of his 36 career sacks in a Titans uniform.

Franchise all-time sack leaders:

Player	Years	Career Sacks*
1. Elvin Bethea	1968-83	105.0
2. Ray Childress	1985-95	74.5
3. Jesse Baker	1979-87	66.0
4. William Fuller	1986-93	59.0
5. Sean Jones	1988-93	57.5
6. Robert Brazile	1975-84	48.0
7. Jevon Kearse	1999-03	47.5
8. Ted Washington	1973-82	45.0
9. Curley Culp	1966-72	31.0
Kyle Vanden Bosch	2005-07	31.0

* Sacks did not become an official NFL statistic until 1982. Vanden Bosch is ranked higher (sixth) on the official list from the Elias Sports Bureau.

SACK & TACKLE LEADERS SINCE 2005

Pro Bowl defensive end **Kyle Vanden Bosch** led the Titans in sacks for the third consecutive season. He recorded 12 sacks, finishing a half-sack shy of tying his 2005 career high of 12.5 sacks, set in his first season with the Titans.

Since Vanden Bosch's arrival in Tennessee, only eight NFL players have had more sacks than Vanden Bosch, who has 31 sacks in three seasons with the team. He ranks sixth in the AFC over that period of time.

Of the top 10 sackers since 2005, Vanden Bosch ranks first in total tackles in the same period of time with 333 tackles*. He has 100 or more tackles in each of the last three seasons.

NFL Sack Leaders with Tackle Totals*, 2005-07 (listed in order of total sacks):

Player (Position)	Sacks ...				Tackles (combined solo and assists)* ...			
	Total	2005	2006	2007	Total	2005	2006	2007
1. Shawne Merriman (LB)	39.5	10.0	17.0	12.5	216	54	66	96
2. Jason Taylor (DE)	36.5	12.0	13.5	11.0	195	77	62	56
3. Derrick Burgess (DE)	35.0	16.0	11.0	8.0	146	57	50	39
4. Aaron Kampman (DE)	34.0	6.5	15.5	12.0	309	105	113	91
Jared Allen (DE)	34.0	11.0	7.5	15.5	218	76	75	67
6. Osi Umenyiora (DE)	33.5	14.5	6.0	13.0	162	70	39	53
DeMarcus Ware (LB)	33.5	8.0	11.5	14.0	227	65	82	80
8. Aaron Schobel (DE)	32.5	12.0	14.0	6.5	252	61	95	96
9. Kyle Vanden Bosch (DE)	31.0	12.5	6.5	12.0	333	100	118	115
10. Robert Mathis (DE)	28.0	11.5	9.5	7.0	193	40	90	63

* Many teams, including the Titans, publish tackle statistics drawn from coaches' review. Some other teams use tackle statistics taken directly from press box scoring.



TACKLES BY FRANCHISE D-LINEMEN

Kyle Vanden Bosch recorded his third consecutive season with at least 100 tackles. Since 1980, he owns three of the team's top seven tackle totals by defensive linemen in a single season.

Most tackles by franchise defensive linemen since 1980 (28 seasons):

Player	Season	Total Tackles
1. Ray Childress	1986	172
2. Ray Childress	1985	135
3. Richard Byrd	1986	124
4. Kyle Vanden Bosch	2006	118
5. Kyle Vanden Bosch	2007	115
6. Jesse Baker	1984	102
7. Kyle Vanden Bosch	2005	100
8. Ken Kennard	1981	91
9. Ray Childress	1992	90
10. Ray Childress	1990	85
Jevon Kearse	1999	85

DE ANTWAN ODOM

Defensive end **Antwan Odom** finished the 2007 regular season second on the club with a career-high eight sacks. The former 2004 second-round pick led the team with a career-high 29 quarterback pressures to go along with career highs in tackles for loss (three) and passes defended (seven). Odom totaled 44 tackles, his second highest career total.



Odom's 2007 Season Highlights:

- **In a Wild Card Game at San Diego (1/6)**, he totaled three tackles and two quarterback pressures.
- **At Indianapolis (12/30)**, he posted a game-high two sacks on *Sunday Night Football*, tying his career high originally set Oct. 9, 2005 at Houston. He took down Jim Sorgi once in the third quarter and once in the fourth quarter to run his season total to eight sacks.
- **Against the N.Y. Jets (12/23)**, he recorded one sack (Chad Pennington), one forced fumble and three tackles.
- **Against Houston (12/2)**, he posted his fifth sack of the season, taking down Matt Schaub for a seven-yard loss. He totaled four tackles, one quarterback pressure and one pass defended.
- **Against Jacksonville (11/11)**, he recorded three tackles and a sack of Quinn Gray for a five-yard loss.
- **Against Atlanta (10/7)**, he notched six tackles, four quarterback pressures, an eight-yard sack of Joey Harrington and one pass defended.
- **At Jacksonville (9/9)**, he totaled three tackles, two quarterback pressures, a four-yard sack of David Garrard and a tackle for loss against Fred Taylor.

Odom's Career Regular Season Statistics:

	G/S	Tackles	TFL	Sack	QBP	Int	PD	FF	FR
2004	16/7	43	1	2.0	11	0	3	1	0
2005	16/9	50	2	2.0	13	0	0	1	2
2006	4/2	15	2	0.5	0	0	0	0	0
2007	16/16	44	3	8.0	29	0	7	1	0
Career	52/34	152	8	12.5	53	0	10	3	2

Odom's 2007/Career Playoff Statistics:

	G/S	Tackles	TFL	Sack	QBP	Int	PD	FF	FR
2007	1/1	3	0	0.0	2	0	0	0	0

DE TRAVIS LaBOY

Defensive end **Travis LaBoy** wrapped up his fourth NFL season tied for third on the team with six sacks, the second-highest total of his career. He also tied for the team lead with four forced fumbles. A key member of the team's rotation at defensive end along with Kyle Vanden Bosch and Antwan Odom, the former 2004 second-round pick additionally totaled 20 tackles, nine quarterback pressures, two tackles for loss, one interception and one fumble recovery.



LaBoy's 2007 Season Highlights:

- **In a Wild Card Game at San Diego (1/6)**, he recorded one quarterback pressure.
- **Against the N.Y. Jets (12/23)**, he sacked Chad Pennington and forced a fumble on the play. His game totals also included six tackles and one quarterback pressure.
- **Against Carolina (11/4)**, he recorded his first career interception in the second quarter, grabbing a David Carr pass that was deflected by Tony Brown. Later in the quarter he sacked Carr for a three-yard loss.
- **Against Oakland (10/28)**, he totaled four tackles, two sacks, one quarterback pressure, one forced fumble and one fumble recovery. In the fourth quarter, he sacked Daunte Culpepper, stripped the ball and recovered it at the Oakland nine-yard line.
- **At New Orleans (9/24)**, he provided a key forced fumble in the game, sacking Drew Brees and stripping the ball on the first play of the fourth quarter. The fumble was recovered by Randy Starks.

LaBoy's Career Regular Season Statistics:

	G/S	Tackles	TFL	Sack	QBP	Int	PD	FF	FR
2004	13/2	34	1	3.5	9	0	0	0	1
2005	15/7	64	3	6.5	14	0	1	0	1
2006	13/11	57	4	3.5	12	0	1	1	0
2007	13/0	20	2	6.0	9	1	2	4	1
Career	54/20	175	10	19.5	44	1	4	5	3

LaBoy's 2007/Career Playoff Statistics:

	G/S	Tackles	TFL	Sack	QBP	Int	PD	FF	FR
2007	1/0	0	0	0.0	1	0	0	0	0

LB KEITH BULLUCK

Linebacker **Keith Bulluck**, the franchise's third all-time leading tackler, has started every game for six consecutive seasons and has surpassed 100 tackles in each of those seasons, including 2007. He became the third player in team history to reach 1,000 career tackles. Bulluck's 2007 statistics included 109 tackles and a team-high five interceptions, which represented a new career high and set a record for franchise linebackers. His tackle numbers tied for third on the squad. He added four tackles for loss, seven passes defended, one forced fumble and one fumble recovery.



Bulluck's 2007 Season Highlights:

- **In a Wild Card Game at San Diego (1/6)**, he led the team with 10 tackles, including one tackle for loss.
- **At Indianapolis (12/30)**, he recorded the 100th start of his career. He totaled four tackles and helped limit the Colts to 46 rushing yards and 194 total yards on *Sunday Night Football*.
- **Against the N.Y. Jets (12/23)**, he recorded six tackles, one interception and one tackle for loss. He intercepted a Chad Pennington pass in the end zone in the second quarter.
- **At Kansas City (12/16)**, he tallied 10 tackles and one pass defended and helped limit TE Tony Gonzalez to three receptions for 17 yards.
- **Against San Diego (12/9)**, he registered three tackles and one pass defended.
- **Against Houston (12/2)**, he tallied eight tackles in a 28-20 victory. In the win, he became the third player in franchise history to reach 1,000 career tackles, joining Gregg Bingham and Robert Brazile.
- **At Cincinnati (11/25)**, he led the team with 14 tackles and added one quarterback pressure.
- **At Denver (11/19)**, he totaled five tackles on *Monday Night Football*.
- **Against Jacksonville (11/11)**, he tied for the team lead with 10 tackles, including one tackle for loss.



- **Against Carolina (11/4)**, he tallied five tackles and helped limit the Panthers to 191 total yards.
- **Against Oakland (10/28)**, he registered seven tackles and helped limit the NFL's fourth-ranked rushing attack to 92 yards in a 13-9 victory.
- **At Houston (10/21)**, he totaled seven tackles, one interception and one fumble recovery and helped limit the Texans to 39 rushing yards. He recovered a Sage Rosenfels fumble in the second quarter and returned an interception off Rosenfels 12 yards in the fourth quarter.
- **At Tampa Bay (10/14)**, he totaled six tackles and helped limit the Buccaneers to 30 rushing yards.
- **Against Atlanta (10/7)**, he totaled six tackles and helped limit the Falcons to 198 yards of offense.
- **At New Orleans (9/24)**, he totaled six tackles and a career-high three interceptions in a 31-14 victory on *Monday Night Football*. He intercepted Drew Brees three times to tie the franchise single-game record and the Monday Night Football record. It was the most by a Titans player since Samari Rolle's three interceptions in 1999 (12/26) and the most by a NFL linebacker since 1998 (Ronald McKinnon, 10/11/98). They were Bulluck's 12th, 13th and 14th career interceptions.
- **Against Indianapolis (9/16)**, he totaled eight tackles, one tackle for loss and one forced fumble.
- **At Jacksonville (9/9)**, Bulluck had four tackles, including one tackle for loss. He helped limit the Jaguars to 72 total rushing yards.

Bulluck's Career Statistics:

	G/S	Tackles	TFL	Sack	QBP	Int	PD	FF	FR
2000	16/1	21	0	0.0	1	1	1	0	0
2001	15/3	64	2	1.0	7	2	5	0	0
2002	16/16	180	10	1.0	15	1	3	3	2
2003	16/16	171	8	3.0	9	2	5	5	2
2004	16/16	171	8	5.0	2	2	12	1	1
2005	16/16	150	10	5.0	5	2	8	1	1
2006	16/16	161	3	2.5	4	1	9	2	1
2007	16/16	109	4	0.0	1	5	6	1	1
Career	127/100	1,027	45	17.5	44	16	49	13	8

Keith Bulluck's Career Playoff Statistics:

	G/S	Tackles	TFL	Sack	QBP	Int	PD	FF	FR
2000	1/0	2	0	0	1	0	0	0	0
2002	2/2	18	1	0	1	0	0	0	0
2003	2/2	18	0	0	0	0	0	0	0
2007	1/1	10	1	0	0	0	0	0	0
Totals	6/5	48	2	0	2	0	0	0	0

BULLUCK THIRD IN FRANCHISE TACKLES

Outside linebacker Keith Bulluck ranks third in team annals behind **Gregg Bingham** (1,970) and **Robert Brazile** (1,281) for most tackles in franchise history.

Most tackles by a member of the franchise (since 1974):

Player (Position)	Seasons	Tackles
1. Gregg Bingham (LB)	1973-84	1,970
2. Robert Brazile (LB)	1975-84	1,281
3. Keith Bulluck (LB)	2000-07	1,027
4. Ted Washington (LB)	1973-82	907
5. Al Smith (LB)	1987-96	877
6. John Grimsley (LB)	1984-90	836
7. Blaine Bishop (S)	1993-01	788
8. Ray Childress (DL)	1985-95	784
9. Steve Kiner (LB)	1974-78	738
10. Marcus Robertson (S)	1991-00	700

INTs BY FRANCHISE LINEBACKERS

Titans linebacker **Keith Bulluck** set a team record among linebackers with five interceptions in 2007.

Most interceptions by franchise linebackers:

Player	Year	Interceptions
1. Keith Bulluck	2007	5
2. Gregg Bingham	1974	4
Gregg Bingham	1975	4
Robert Lyles	1989	4
Dennit Morris	1960	4
Guy Roberts	1973	4

INTERCEPTIONS AMONG NFL LBs

Linebacker **Keith Bulluck** tallied a career-high five interceptions in 2007 to lead the club. His total tied for ninth in the NFL and tied for sixth in the AFC.

Bulluck tied a team record with three interceptions at New Orleans (9/24). He added interceptions at Houston (10/21) and against the New York Jets (12/23).

Among linebackers, he was tied with Chicago's **Brian Urlacher** for second in the NFL, following only Oakland's **Thomas Howard** (six) for the league lead.

NFL leaders in interceptions among linebackers, 2007:

Player	Team	Int	Yds	Avg	Lg	TD
1. Thomas Howard	Oak	6	172	28.7	66t	2
2. Keith Bulluck	Ten	5	63	12.6	35	0
Brian Urlacher	Chi	5	101	20.2	85t	1
4. Gary Brackett	Ind	4	128	32.0	49	0
Kirk Morrison	Oak	4	94	23.5	45	0
Lofa Tatupu	Sea	4	116	29.0	49	0
7. Karlos Dansby	Ari	3	55	18.3	28	0
London Fletcher	Was	3	36	12.0	27t	1
Junior Seau	NE	3	28	9.3	23	0
Matt Wilhelm	SD	3	11	3.7	7	0

SACKS BY FRANCHISE LBs SINCE '82

Keith Bulluck's consistency, longevity and athletic prowess have contributed to him being one of the best blitzing linebackers in team history. Bulluck ranks third on the team's all-time sack list for linebackers, behind only **Johnny Meads** (23.5) and **Eddie Robinson** (20.0).

Most career sacks by a Titans linebacker (since sacks became an official stat in 1982):

Linebacker	Years	Sacks
1. Johnny Meads	1984-92	23.5
2. Eddie Robinson	1992-95, 98-01	20.0
3. Keith Bulluck	2000-07	17.5
4. Lamar Lathon	1990-94	14.0
5. Mike Barrow	1993-96	12.5
Joe Bowden	1992-99	12.5

THREE INTs TIES TEAM RECORD

On Sept. 24, linebacker **Keith Bulluck** recorded a career-high three interceptions at New Orleans on *Monday Night Football*. They were the 12th, 13th and 14th interceptions of his career.

In the process, Bulluck tied the *Monday Night Football* record for interceptions in a game and also tied the franchise record for most interceptions in a game. Seven previous members of the franchise also intercepted three passes in a game. Bulluck was the first since cornerback Samari Rolle in 1999 and was the first linebacker in team history to accomplish the feat. He was the first NFL linebacker since 1998 (Ronald McKinnon, Arizona, 10/11/98) to record three interceptions in a game.

Most interceptions in a game, franchise history:

Player (Position)	Date/Opp	Interceptions
Keith Bulluck (LB)	9/24/07 at NO	3
Samari Rolle (CB)	12/26/99 vs. Jax	3
Marcus Robertson (S)	11/21/93 at Cle.	3
Willie Alexander (CB)	11/14/71 at Oak.	3
Ken Houston (S)	10/24/71 at Pit.	3
Miller Farr (CB)	10/15/67 at NYJ	3
W.K. Hicks (CB)	10/31/65 at Buf	3
Jim Norton (S)	12/2/62 vs. Den	3



LB DAVID THORNTON

Linebacker **David Thornton**, the team's starting left outside linebacker for 16 games in 2007, completed his second season with the Titans and led the club with 140 tackles. The tackle total was the second highest of his career. He added a team-high nine tackles for loss, one sack, one quarterback pressure, seven passes defensed, one forced fumble and one fumble recovery.



Thornton was signed in 2006 as an unrestricted free agent from the Indianapolis Colts. In his first season with the Titans, he placed third on the squad with 122 tackles, the second-highest total of his five-year career.

The former fourth-round draft choice out of North Carolina played four seasons in Indianapolis before joining the Titans as an unrestricted free agent in 2006. He reached a career high in 2003 with 158 tackles for the Colts.

David Thornton's 2007 Season Highlights:

- **In a Wild Card Game at San Diego (1/6)**, he recorded nine tackles and one pass defensed.

- **At Indianapolis (12/30)**, he led the team with nine tackles and recorded the first fumble recovery of his career. He helped hold the Colts to 46 rushing yards and 194 total yards. It was the seventh time in 2007 he led the team or tied for the team lead in tackles.

- **Against the N.Y. Jets (12/23)**, he tallied 11 tackles, including two tackles for loss in a 10-6 victory.

- **At Kansas City (12/16)**, he posted 10 tackles and recorded his second interception of the season and fifth interception of his career. He picked off a Brodie Croyle pass with four minutes remaining in the fourth quarter to help seal a 26-17 victory.

- **Against Houston (12/2)**, he led the squad with nine tackles. He reached 100 tackles for the season for the third time in his career and the second consecutive season.

- **Against Carolina (11/4)**, he recorded his first sack in a Titans uniform, taking down David Carr for a seven-yard loss in the first quarter. He totaled seven tackles in the game.

- **Against Oakland (10/28)**, he led the team and set a season high with 14 tackles, including one tackle for loss.

- **Against Atlanta (10/7)**, he recorded his first interception of the season and the fourth of his career when he picked off Byron Leftwich in the fourth quarter. It was his first interception in a Titans uniform. He additionally notched five tackles in the game.

- **At New Orleans (9/24)**, he led the squad with 13 tackles, including one tackle for loss.

Thornton's Career Statistics:

	G/S	Tackles	TFL	Sack	QBP	Int	PD	FF	FR
2002	15/0	42	-	0.0	1	0	0	0	0
2003	16/16	158	-	1.0	-	2	2	0	0
2004	16/15	98	-	0.0	4	1	0	2	0
2005	16/16	96	-	2.0	-	0	3	2	0
2006	16/13	122	0	0.0	1	0	6	2	0
2007	16/16	140	9	1.0	1	2	6	1	1
Career	95/76	656	-	4.0	-	5	17	7	1

David Thornton's Career Playoff Statistics:

Year	G/S	Tackles	TFL	Sack	QBP	Int	PD	FF	FR
2002	1/0	0	0	0	0	0	0	0	0
2003	3/3	26	-	0	-	0	2	0	0
2004	2/1	9	-	0	-	0	0	0	0
2005	1/0	9	-	0	-	0	0	0	0
2007	1/1	9	0	0	0	0	1	0	0
Totals	8/5	53	-	0	-	0	3	0	0

2007 Titans tackle leaders (regular season):

Tackles	Player
140	LB David Thornton
115	DE Kyle Vanden Bosch
109	LB Keith Bulluck
109	CB Cortland Finnegan
83	DT Tony Brown
80	CB Nick Harper

S CHRIS HOPE

Strong safety **Chris Hope** has completed his second season with the Titans after being placed on injured reserve on Dec. 7 with a neck injury. Prior to his placement on IR he ranked ninth on the team with 60 tackles and added two quarterback pressures, one tackle for loss, two interceptions, four passes defensed and one fumble recovery.



After signing as an unrestricted free agent from the Pittsburgh Steelers in 2006, he started all 16 games at strong safety and set career highs with 128 tackles and five interceptions. He arguably had one of the best seasons in franchise history by a strong safety and one of the best seasons among all NFL strong safeties in his first season in Tennessee. His 128 tackles ranked first among the league's starting strong safeties, and his five interceptions tied three other players for first place among strong safeties (Cleveland's **Sean Jones**, Baltimore's **Dawan Landry** and Dallas' **Roy Williams**). His tackle total was the most by a Titans safety since **Bo Eason** recorded 131 stops in 1985, and Hope's five interceptions were the most by a Titans safety since **Lance Schulters**' six in 2002.

Chris Hope's 2007 Season Highlights:

- He was placed on injured reserve with a neck injury on Dec. 7.

- **At Cincinnati (11/25)**, he recorded five tackles before leaving the game in the first quarter with a neck injury.

- **At Denver (11/19)**, he led the squad with eight tackles on *Monday Night Football*.

- **Against Carolina (11/4)**, he totaled six tackles, one tackle for loss, one quarterback pressure and one interception. For the second consecutive week, he intercepted a pass in the game's final three minutes, picking off a Matt Moore pass and racing 45 yards on the return.

- **Against Oakland (10/28)**, he registered eight tackles and added his 10th career interception. He picked off Daunte Culpepper on the Tennessee nine-yard line to end a Raiders drive with 2:33 to play in the game.

- **At Tampa Bay (10/14)**, he tallied two tackles and helped limit the Buccaneers to 30 rushing yards.

- **At Jacksonville (9/9)**, he tied for the team lead with six tackles and added one pass defensed and one fumble recovery. The fumble recovery was the fourth of his career. He helped limit the Jaguars to 72 total rushing yards.

Hope's Career Regular Season Statistics:

	G/S	Tackles	TFL	Sack	QBP	Int	PD	FF	FR
2002	14/0	11	-	0.0	-	0	0	1	0
2003	16/0	11	-	0.0	-	0	1	1	1
2004	16/16	97	-	0.0	-	1	9	1	0
2005	16/16	97	-	0.0	-	3	7	1	1
2006	16/16	128	0	0.0	0	5	15	0	1
2007	11/11	60	0	0.0	2	2	4	0	1
Career	89/59	404	-	0.0	-	11	36	4	4

Hope's Career Playoff Statistics:

	G/S	Tackles	TFL	Sack	QBP	Int	PD	FF	FR
2002	2/0	3	-	0.0	-	0	0	0	0
2004	2/2	15	-	0.0	-	0	1	0	0
2005	4/4	14	-	0.0	-	0	3	0	0
2007									
Career	8/6	32	-	0.0	-	0	4	0	0



S MICHAEL GRIFFIN

Rookie safety **Michael Griffin** was drafted by the Titans with the 19th overall selection in the 2007 NFL Draft. After playing during the preseason at cornerback, the University of Texas product moved into the starting lineup at free safety for the first time in Game 7.

Griffin's regular season totals included 49 tackles on defense, three interceptions (tied for second on team), eight passes defended, one forced fumble and a team-high 16 stops on special teams.

Griffin forced a turnover in four of the last five games of the regular season. He had an interception in three consecutive games against the Texans (12/2), Chargers (12/9) and Chiefs (12/16). Against the Colts (12/30), he forced a fumble that was recovered by the Titans.



Michael Griffin's season highlights:

- **In a Wild Card Game at San Diego (1/6)**, he registered seven tackles, one tackle for loss and one pass defended.
- **At Indianapolis (12/30)**, Griffin tallied five tackles, two passes defended and one forced fumble on *Sunday Night Football*. In the first quarter, he delivered a hit to Reggie Wayne that caused the ball to come loose deep in Titans territory, and it was recovered by David Thornton.
- **At Kansas City (12/16)**, he picked off Brodie Croyle in the third quarter, notching his third consecutive game with an interception. His game totals also included five tackles on defense and one special teams tackle.
- **Against San Diego (12/9)**, he picked off Philip Rivers in the first quarter, notching his second interception in two games. His game totals also included a career-high eight tackles on defense and one stop on special teams.
- **Against Houston (12/2)**, he recorded his first career interception at a critical juncture in the game. With the Titans protecting a 28-20 lead with less than three minutes to play in the game, defensive end Kyle Vanden Bosch applied pressure to Texans quarterback Sage Rosenfels, whose pass sailed to Griffin in the secondary. Griffin totaled four tackles on defense and one special teams stop in the game.
- **Against Oakland (10/28)**, he made his first career start at free safety and totaled five tackles.
- **At Houston (10/21)**, he posted six total tackles on special teams.

Griffin's 2007/Career Regular Season Statistics:

	G/S	Tackles	TFL	Sack	QBP	Int	PD	FF	FR
2007	16/10	49	1	0.0	0	3	8	1	0

Griffin's 2007/Career Playoff Statistics:

	G/S	Tackles	TFL	Sack	QBP	Int	PD	FF	FR
2007	1/1	7	1	0.0	0	0	1	0	0

NICKEL DB VINCENT FULLER

Against the Atlanta Falcons (10/7), nickel defensive back **Vincent Fuller** intercepted his second pass of the season and returned it 76 yards for a touchdown, giving the Titans a 20-13 lead in the third quarter. It was Fuller's second interception returned for a score in two games. He returned an interception 61 yards for a touchdown in the previous contest at New Orleans (9/24).

Prior to Fuller, the last NFL player to record two consecutive games with an interception return for a touchdown was **Darren Sharper**, who accomplished the feat in the final game of the 2004 season (1/2/05) and the first game of the 2005 season (9/11/05).

Fuller's 2007 totals also included 35 tackles, one sack, three quarterback pressures, two tackles for loss and four passes defended.



Fuller's Career Regular Season Statistics:

	G/S	Tackles	TFL	Sack	QBP	Int	PD	FF	FR
2005	2/0	0	0	0.0	0	0	0	0	0
2006	16/0	15	0	0.0	2	0	2	2	0
2007	16/0	35	2	1.0	3	2	4	0	0
Career	34/0	50	2	1.0	5	2	6	2	0


Fuller's 2007/Career Playoff Statistics:

	G/S	Tackles	TFL	Sack	QBP	Int	PD	FF	FR
2007	1/0	2	0	0.0	0	0	0	0	0

CB CORTLAND FINNEGAN

Second-year cornerback **Cortland Finnegan** started all 16 games in 2007 and led the team with 16 passes defended. He was tied for third on the team with 109 tackles and added one interception, one sack, one tackle for loss, one quarterback pressure, and one forced fumble.

As a rookie in 2006, the former seventh-round draft choice from Samford played primarily as the team's nickel defensive back.



Cortland Finnegan's 2007 Season Highlights:

- **In a Wild Card Game at San Diego (1/6)**, he recorded nine tackles, one interception, one sack and one forced fumble. In the first quarter, he sacked Philip Rivers and forced a fumble on the play. In the second quarter, he intercepted a Rivers pass in the end zone.
- **At Kansas City (12/16)**, he tied a career high with a team-high 11 tackles and added one pass defended.
- **At Houston (10/21)**, he posted five tackles, including a sack with a forced fumble against Matt Schaub. It was his third career sack and first of the season.
- **Against Indianapolis (9/16)**, he recorded his first career interception. In the third quarter, the Colts faced a third-and-eight from their own three-yard line. Finnegan chased down a Manning pass intended for Reggie Wayne and raced 14 yards on the return to help set up a Titans touchdown three plays later. Finnegan also was credited with seven tackles in the game.

Finnegan's Career Regular Season Statistics:

	G/S	Tackles	TFL	Sack	QBP	Int	PD	FF	FR
2006	16/2	57	1	2.0	3	0	7	1	1
2007	16/16	109	1	1.0	1	1	16	1	0
Career	32/18	166	2	3.0	4	1	23	2	1


Finnegan's 2007/Career Playoff Statistics:

	G/S	Tackles	TFL	Sack	QBP	Int	PD	FF	FR
2007	1/1	9	0	1.0	0	1	1	1	0

CB NICK HARPER

In his first season with the Titans, starting cornerback **Nick Harper** tied for second on the team with three interceptions. It was his fifth consecutive season with three or more interceptions. Harper also recorded 80 tackles, the second highest total of his career, and added 14 passes defended, three tackles for loss, one forced fumble and one fumble recovery. He started 14 games, missing one game (11/19 at Denver) with a concussion and another game (12/23 against N.Y. Jets) with a groin injury.

Harper, who joined the Titans after spending the first six years of his NFL career with the Indianapolis Colts, was signed as an unrestricted free agent during the 2007 offseason.



Nick Harper's 2007 Season Highlights:

- **Against San Diego (12/9)**, he registered his third interception of the season, snaring a Philip Rivers pass in the third quarter and racing 32 yards with the ball to help set up a Titans touchdown four plays later. His game totals also included five tackles and three passes defended.
- **At Houston (10/21)**, he posted three takeaways in the game. He recovered a Jacoby Jones fumble and intercepted Sage Rosenfels two times, his first two interceptions in a Titans uniform (17 career). It was his third career game with two interceptions.

Harper's 2007 & Career Regular Season Statistics:

	G/S	Tackles	TFL	Sack	QBP	Int	PD	FF	FR
2007	14/14	80	3	0.0	0	3	14	1	1
Career	103/74	463	-	0.0	-	18	71	1	4

Harper's 2007 & Career Playoff Statistics:

	G/S	Tackles	TFL	Sack	QBP	Int	PD	FF	FR
2007	1/1	3	0	0.0	0	0	1	0	0
Career	12/8	48	-	0.0	-	1	8	2	1



P CRAIG HENTRICH

Punter **Craig Hentrich** rounded out his 14th NFL season and his 10th with the Titans in 2007 averaging 42.0 yards (36.5 net) on 70 punts with 24 punts inside the 20.

In 2006, the team's all-time leading punter had the second-most attempts of his career, hitting 88 punts for a 42.7-yard average and a 37.3 net average. He placed 32 punts inside the 20, the third-highest total of his career, with only 10 touchbacks.

With 1,054 career punts, his total ranked second only to 20-year veteran Jeff Feagles (1,585 punts) among all active players at the conclusion of the 2007 regular season.



Craig Hentrich's 2007 Season Highlights:

- **At Kansas City (12/16)**, he surpassed Tom Tupa for 11th place in NFL history among punters by playing in his 221st career game.
- **Against Jacksonville (11/11)**, he moved into 13th place in NFL history among punters by playing in his 216th game, passing John Kidd.
- **At Houston (10/21)**, he became the 17th punter in NFL history to reach 1,000 career punts. He also moved into 14th place all-time in career games by a punter (broke tie with Brian Hansen and Jeff Gossett) by playing in his 213th game.
- **At New Orleans (9/24)**, he did not play for the first time in his career due to a back injury, ending a streak of 210 consecutive games. His streak with the Titans ended at 146 games, the third-longest in team history (Matthews and Brazile).

Craig Hentrich's 2007 and Career Stats:

	GP	No.	Yds.	Avg.	TB	In 20	Lg	Net
2007	15	70	2,939	42.0	6	24	66	36.5
Career	223	1,054	45,134	42.8	129	369	78	36.8

Craig Hentrich's 2007 and Career Postseason Stats:

	GP	No.	Yds.	Avg.	TB	In 20	Lg	Net
2007	1	5	198	39.6	0	0	43	37.2
Career	21	97	3,928	40.5	8	35	63	36.6

FRANCHISE PUNTING LEADERS

Highest career gross punting average, franchise history:

Avg.	Player	Seasons
43.6	Greg Montgomery	1988-93
42.8	Craig Hentrich	1998-07
42.3	Jim Norton	1960-68

Most career punts, franchise history:

Punts	Player	Seasons
765	Craig Hentrich	1998-07
519	Jim Norton	1960-68
429	Cliff Parsley	1977-82

NET PUNTING LEADERS

Leg strength, poise, hangtime, a unique knuckleball punt and solid coverage units are among the factors that have made Hentrich one of the league's best punters throughout his career. The two-time Pro Bowler is among the leaders in career net punting average (stat tracked since 1976).

Leaders in career net punting average (minimum 250 career punts since 1976):

Player	Games	No.	Yds.	Avg.	TB	In 20	Net
1. Mike Scifres	70	290	12,706	43.8	27	125	38.6
2. Donnie Jones	55	277	12,139	43.8	28	83	37.5
3. Andy Lee	64	389	17,030	43.8	33	104	37.4
4. Matt Turk	187	917	38,903	42.4	105	302	37.4
5. Mat McBriar	64	275	12,288	44.7	33	89	37.2
6. Shane Lechler	126	592	27,511	46.5	96	184	37.2
7. Brian Moorman	112	552	23,775	43.1	45	156	37.1
8. Craig Hentrich	223	1,054	45,134	42.8	129	369	36.8
9. Darren Bennett	160	836	36,316	43.4	62	262	36.6
10. Greg Montgomery	142	524	22,831	43.6	50	140	36.5

ALL-TIME PUNTING LEADERS

In addition to being the franchise's all-time punting leader, **Craig Hentrich** ranks 14th in NFL history in career punts. With 1,054 punts, he is just 30 punts shy of achieving a spot in the Top 10 (John James, 1,083 career punts).

Among active punters, Hentrich ranks second in career punts. Only **Jeff Feagles** of the New York Giants has more.

Players with 1,000 career punts, NFL history (active players in italics):

Player	Years	G	Punt	Yds	Avg	TB	In20	Net
1. <i>Jeff Feagles</i>	1988-07	320	1,585	65,793	41.5	120	508	35.7
2. Sean Landeta	1985-05	284	1,401	60,706	43.3	166	381	35.3
3. Lee Johnson	1985-02	259	1,226	51,979	42.4	142	318	35.2
4. Chris Gardocki	1991-06	244	1,177	50,336	42.8	103	322	35.7
5. Dave Jennings	1974-87	205	1,154	47,567	41.2	*97	*232	*34.4
6. Chris Mohr	1989-04	239	1,152	46,570	40.4	87	281	35.4
7. Rohn Stark	1982-97	233	1,141	49,471	43.4	133	272	35.2
8. Bryan Barker	1990-05	238	1,132	47,641	42.1	108	326	35.6
9. Mark Royals	1987-03	224	1,116	47,021	42.1	103	286	34.5
10. John James	1972-84	187	1,083	43,992	40.6	*67	*160	*33.9
11. Jerrel Wilson	1963-78	217	1,072	46,139	43.0	*17	*39	*31.1
12. Brian Hansen	1984-99	212	1,057	44,700	42.3	107	247	35.0
13. Dan Stryzinski	1990-03	224	1,055	42,072	39.9	77	293	35.5
14. Craig Hentrich	1994-07	223	1,054	45,134	42.8	129	369	36.8
15. Ray Guy	1973-86	207	1,049	44,493	42.4	*128	*210	*35.0

* Statistic not tracked for entire career (since 1976)

PCT. INSIDE THE 20

Throughout his career, Hentrich has consistently placed highly in the league in punts "Inside the 20." Since the statistic started to be tracked in 1976, Hentrich ranks second among all punters in percentage of total punts placed inside the opponent's 20-yard line.

Highest career percentage of punts placed inside the 20 (minimum 250 career punts, 1976-2007 seasons):

Player	Punts	Avg	Net	In20	Pct. In20
1. Mike Scifres	290	43.8	38.6	125	43.10
2. Craig Hentrich	1,054	42.8	36.8	369	35.01
3. Josh Miller	750	43.1	35.9	248	33.07
4. Matt Turk	917	42.4	37.4	302	32.93
5. Hunter Smith	524	43.3	34.8	170	32.44
6. Mat McBriar	275	44.7	37.2	89	32.36
7. Jeff Feagles	1585	41.5	35.7	508	32.05
8. Mitch Berger	730	43.1	35.7	233	31.92
9. John Jett	756	42.4	35.9	241	31.88
10. Kyle Richardson	572	41.1	34.8	182	31.82



Craig Hentrich is in 14th place on the NFL's career punt list and ranks first in franchise history.



K ROB BIRONAS

In 2007, kicker **Rob Bironas** was voted to represent the AFC in his first career Pro Bowl appearance. He was 35-of-39 on field goals and 28-of-28 on PATs. He led the NFL with 35 made field goals, a total that ranked second in team history. Bironas was third in the AFC and fourth in the NFL in scoring with 133 points. The point total was the second-highest in team history in a single season. He made 19 consecutive field goals from Oct. 14-Nov. 25.



Bironas was good in the clutch, connecting on a total of 10 field goals within the final two minutes of the half (nine first half, one second half).

On kickoffs, Bironas was second in the AFC and third in the NFL with 16 touchbacks.

The former Georgia Southern kicker spent time in camp with the Green Bay Packers and played in the Arena League before joining the Titans in 2005.

In 2006, Bironas was 32-of-32 on PATs and 22-of-28 on field goal attempts. He had four game winners, including a franchise-record 60-yard field goal. He led the team in scoring for the second consecutive season with 98 points.

2007 NFL Scoring Leaders:

Player	Team	TD	XP	FG	2pt	Safe	Pts
1. Mason Crosby	GB	0	48	31	0	0	141
2. Randy Moss	NE	23	0	0	0	0	138
3. Stephen Gostkowski	NE	0	74	21	0	0	137
4. Rob Bironas*	Ten	0	28	35	0	0	133
5. Nick Folk	Dal	0	53	26	0	0	131
6. Shayne Graham	Cin	0	37	31	0	0	130
7. Josh Brown	Sea	0	43	28	0	0	127
8. Robbie Gould	Chi	0	33	31	0	0	126
9. Jason Hanson	Det	0	35	29	0	0	122
10. Phil Dawson	Cle	0	42	26	0	0	120

Rob Bironas' 2007 Season Highlights:

- **In a Wild Card Game at San Diego (1/6)**, he made two of his three field goal attempts, connecting from 30 and 44 yards.
- **At Indianapolis (12/30)**, he was three-of-three on field goals and made his only extra point attempt. He connected on field goals of 40, 54 and 33 yards. His 54-yarder put the Titans ahead 13-10 in the fourth quarter.
- **Against the N.Y. Jets (12/23)**, he scored four points, including an extra point and a 46-yard field goal, to tie Gary Anderson's 2003 total (123 points) for the fourth most points in a season in team history.
- **At Kansas City (12/16)**, he made all four field goal attempts and both extra point attempts in a game with a kickoff temperature of 22 degrees. He made field goals of 37, 37, 40 and 25 yards, the second game of 2007 and the third game in his career in which he connected on four or more field goals. He passed Charlie Hennigan (306 points) for eighth place on the team's all-time scoring list.
- **Against Houston (12/2)**, he reached 100 points in the season for the first time in his career. His streaks of 19 consecutive made field goals (second in team history) and 19 games with at least one made field goal (team record) came to an end.
- **At Cincinnati (11/25)**, he made field goals from 28 and 23 yards, extending his streak of consecutive made field goals to 19, ranking second in team history. He also moved into ninth place on the team's all-time scoring list, surpassing Ken Burrough, Ernest Givins and Haywood Jeffires (288 points) with his first field goal in the game (28 yards). It was his 19th consecutive game with at least one field goal, extending his team record.
- **At Denver (11/19)**, he made field goals from 56 and 37 yards on *Monday Night Football*, extending his streak of consecutive made field goals to 17, ranking third in team history. At the end of the first half, he hit a 56-yarder, the second-longest field goal in his career.
- **Against Jacksonville (11/11)**, he made field goals from 36 and 49 yards, extending his streak of consecutive made field goals to 15, ranking third in team history.



- **Against Carolina (11/4)**, connected field goal attempts of 47 and 53 yards in the team's 20-7 win. He booted a 53-yarder as time expired in the first half to give the Titans a 13-0 lead.
- Named **AFC Special Teams Player of the Month** for October after making 13 of 14 field goals in four games during the month.
- **At Houston (10/21)**, Bironas set a new NFL record with eight field goals in a game, including the game-winner as time expired to give the Titans a 38-36 victory (see separate notes). He was named AFC Special Teams Player of the Week for his heroics.

Bironas' 2007 and Career Statistics:

	GP	FGM	FGA	Pct	XPM	XPA	Pts
2007	15	32	36	88.9	27	27	133
Career	47	77	93	82.8	89	91	320

Bironas' 2007/Career Postseason Statistics:

	GP	FGM	FGA	Pct	XPM	XPA	Pts
2007	1	2	3	66.7	0	0	6

FRANCHISE CAREER LEADING SCORERS

At Kansas City (12/16), **Rob Bironas** moved into eighth place on the team's all-time scoring list, surpassing Charlie Hennigan (306 points). In the regular season finale at Indianapolis (12/30), he scored 10 points to move into a tie with Skip Butler (330) for seventh all-time on the team's scoring list.

Franchise Career Scoring Leaders:

Player	Years	TD	Rush	Rec.	Ret.	FG	PAT	Points
1. Al Del Greco	1991-00	0	0	0	0	246	322	1,060
2. George Blanda	1960-66	4	4	0	0	91	301	598
3. Tony Zendejas	1985-90	0	0	0	0	117	197	548
5. Eddie George	1996-03	74	64	10	0	0	6	450
4. Earl Campbell	1978-84	73	73	0	0	0	0	438
6. Toni Fritsch	1977-81	0	0	0	0	81	149	392
7. Skip Butler	1972-77	0	0	0	0	70	120	330
Rob Bironas	2005-07	0	0	0	0	80	90	330
9. Charlie Hennigan	1960-66	51	0	51	0	0	0	306
10. Ken Burrough	1971-81	48	1	47	0	0	0	288
Ernest Givins	1986-94	48	1	46	1	0	0	288
Haywood Jeffires	1987-95	47	0	47	0	0	6	288

SEASON SCORING LEADERS

Titans kicker Rob Bironas scored 133 total points in 2007, which ranked third in the NFL among kickers. The point total also was the second-highest in team history, trailing only Al Del Greco's 1998 total of 136 points.

Most points in a single season, franchise history (top five all kickers):

Player	Season	Extra Points Made	Extra Points Att	Field Goals Made	Field Goals Att	Total Points
1. Al Del Greco	1998	28	28	36	39	136
2. Rob Bironas	2007	28	28	35	39	133
3. Al Del Greco	1996	35	35	32	38	131
4. Al Del Greco	1993	39	40	29	34	126
5. Gary Anderson	2003	42	42	27	31	123

CONSECUTIVE FIELD GOALS

Rob Bironas came within one field goal of tying **Al Del Greco's** club record of 20 consecutive field goals without a miss. Bironas made 19 consecutive field goals from Oct. 14 at Tampa Bay to Nov. 25 at Cincinnati before missing a 53-yard attempt against Houston on Dec. 2.

Most consecutive field goals without a miss, franchise history:

Player	Years	FGs
1. Al Del Greco	1998-99	20
2. Rob Bironas	2007	19
3. Al Del Greco	1995-96	18
4. Al Del Greco	1999-00	14
5. Al Del Greco	1994-95	13



BIRONAS SETS NFL RECORD

Kicker **Rob Bironas** set a new NFL record with eight field goals in a game at Houston on Oct. 21, 2007. He was successful on all eight of his field goal tries -- good from 52, 25, 21, 30, 28, 43, 29 and 29 yards. The final field goal occurred as time expired and gave the Titans a 38-36 victory. It was the sixth game-winning field goal of his three-year career.

The previous NFL record for a game was seven field goals, which had occurred four times before. Jim Bakken (9/24/67), Rich Karlis (11/5/89), Chris Boniol (11/18/96) and Billy Cundiff (9/15/03) were the only players in history to hit seven field goals in a game, and only Karlis and Boniol did so without a missed try. Bengals kicker Shayne Graham kicked seven field goals in a game later in 2007 (11/11).

Bironas kicked five field goals in the first half, marking the third time in NFL history that five field goals had been kicked in the first half. Morten Andersen (Atlanta) kicked five vs. San Francisco (9/3/00) and Chris Boniol (Dallas) kicked five vs. Green Bay (11/18/96).

Most field goals in a game, NFL history:

Player	Team	Date	Opp.	FG
1. Rob Bironas	Tennessee	Oct. 21, 2007	Houston	8
2. Jim Bakken	St. Louis	Sept. 24, 1967	Pittsburgh	7
Rich Karlis	Minnesota	Nov. 5, 1989	L.A. Rams (OT)	7
Chris Boniol	Dallas	Nov. 18, 1996	Green Bay	7
Billy Cundiff	Dallas	Sept. 15, 2003	N.Y. Giants (OT)	7
Shayne Graham	Cincinnati	Nov. 11, 2007	Baltimore	7

The previous franchise record was five field goals made by Roy Gerela against Miami in 1969 and Al Del Greco against Philadelphia in 2000.

Most field goals in a game, franchise history:

Player	Date	Opp.	FG
1. Rob Bironas	Oct. 21, 2007	Houston	8
2. Al Del Greco	Dec. 3, 2000	Philadelphia	5
Roy Gerela	Sept. 28, 1969	Miami	5

Bironas' 26 points (four FGs, two PATs) were the most in a game by a kicker since the NFL merger in 1970. The point total tied for the second-most in franchise history by any player.

Most points in a game, franchise history:

Player	Date	Opp.	Pts
1. Billy Cannon	Dec. 10, 1961	N.Y. Titans	30 (5 TDs)
2. Rob Bironas	Oct. 21, 2007	Hou. Texans	26 (4 FGs, 2 PATs)
George Blanda	Sept. 18, 1960	L.A. Chargers	26 (3 TDs, 1 FG, 5 PATs)

NFL TOUCHBACK LEADERS

In addition to his success kicking field goals, **Rob Bironas** also contributed to team with his ability to record touchbacks on kickoffs. Bironas registered a career-high total of 16 touchbacks on 75 kickoffs in 2007. He trailed only **Sebastian Janikowski** of the Oakland Raiders (22) and **Neil Rackers** of the Arizona Cardinals (17).

2007 NFL leaders in touchbacks on kickoffs:

Player	Team	Kickoffs	Touchbacks
1. Sebastian Janikowski	Oakland	65	22
2. Neil Rackers	Arizona	77	17
3. Rob Bironas	Tennessee	75	16
4. Stephen Gostkowski	New England	112	15
Olindo Mare	New Orleans	48	15
6. Mason Crosby	Green Bay	91	14
7. Josh Brown	Seattle	84	13
Jason Hanson	Detroit	80	13
9. Michael Coenen	Atlanta	62	12
Josh Scobee	Jacksonville	46	12

BY THE NUMBERS

14

Titans scheduled to become unrestricted free agents on Feb. 29

24

Spot the Titans will pick in the first round of the 2008 NFL Draft

5

Playoff berths by the Titans in the last nine seasons (1999-07)

3

Titans voted to the 2008 Pro Bowl: K Rob Bironas, DT Albert Haynesworth and DE Kyle Vanden Bosch

5

100-yard rushing games in 2007 by second-year running back LenDale White

4

Titans defensive linemen with six or more sacks in 2007 (Vanden Bosch, Odom, Haynesworth, LaBoy), the first time the team accomplished the feat since 1993

35

Field goals made by Titans kicker **Rob Bironas** in 2007, leading all NFL kickers and finishing second in team history

291.6

Average yards allowed per game by the Titans defense in 2007, ranking fifth in the NFL

4.34

Average yards by opposing offenses against the Titans in 2007 on first down, the lowest average in the NFL

1

Active offensive lineman in the NFL (Atlanta's Wayne Gandy, 212) with more regular season games played than center **Kevin Mawae** (210)

140

Total tackles by linebacker **David Thornton** in 2007, which led the team and amounted to Thornton's second-best career total

.607

Vince Young's winning percentage as a starting quarterback in his first two NFL regular seasons (17-11)

.600

Titans' winning percentage in December since 1995

120

Career wins by **Jeff Fisher** as head coach, three wins shy of Sid Gillman for 26th place in NFL history

13

Full seasons, including 2007, with **Jeff Fisher** as the head coach of the Tennessee Titans, making him the longest continually tenured head coach in the NFL

44

Draft picks by the Titans from 2004-07, the highest number in the league during that time



OFFENSIVE OVERVIEW

In 2007, the Titans offense was directed by offensive coordinator Norm Chow for the third consecutive season.

The Titans offense accumulated 4,987 yards, or 311.7 yards per game. The unit ranked 21st in the NFL and 10th in the AFC.

Tennessee relied heavily on the running game, and the group responded with the fifth-ranked total in the NFL at season's end. The Titans gained 2,109 rushing yards, an average of 131.8 per game. Second-year running back **LenDale White** led the squad with 1,110 yards, his first 1,000-yard campaign. White also led the team with seven rushing touchdowns. Veteran **Chris Brown** was second on the club with 462 rushing yards and scored five touchdowns. Third on the team was quarterback **Vince Young**, who rushed for 395 yards.

The passing offense produced 2,878 total yards in 2007, or 179.9 yards per game. The total ranked 14th in the AFC and 27th in the NFL, up from the unit's ranking of 30th in the NFL in 2006. Young led the squad with 2,546 yards. His leading receivers were **Justin Gage** and **Roydell Williams**, each of whom set career highs with 55 receptions.

Early in the 2008 offseason, **Mike Heimerdinger** was hired to be the team's new offensive coordinator. Heimerdinger previously served as the team's offensive coordinator from 2000-04.

QUARTERBACKS

Quarterbacks Coach: Craig Johnson -- 8th NFL Season, 8th with Titans (6th as quarterbacks coach)

Quarterback **Vince Young** started 15 games in 2007 and earned a 9-6 record. The 2006 Offensive Rookie of the Year was 238-of-382 (62.3 percent) for 2,546 yards and nine touchdowns in his second NFL season. He also rushed for 395 yards and three touchdowns on 93 carries. He missed one game (10/21 at Houston) with a quad injury.

Back-up quarterback **Kerry Collins** appeared in six games with one start in his second season with the Titans. He totaled 82 passing attempts, 50 completions for 531 yards and did not pass for a touchdown or an interception. Collins ranks in the NFL's all-time Top 20 in several major passing categories, including pass attempts (12th with 5,254), completions (13th with 2,918) and passing yards (16th with 34,717).

TITANS PASSING - 2007 & CAREER REGULAR SEASON STATISTICS

Player (NFL exp.)	2007 Statistics											Career Statistics										
	GP	GS	Att	Cmp	Pct	Yds	Yd/Att	TD	Int	Lg	Rat	GP	GS	Att	Cmp	Pct	Yds	Yd/Att	TD	Int	Lg	Rat
Kerry Collins (13)	6	1	82	50	61.0	531	6.5	0	0	46	79.9	162	149	5,254	2,918	55.5	34,717	6.6	174	172	89t	73.3
Vince Young (2)	15	15	382	238	62.3	2,546	6.7	9	17	73	71.1	30	28	739	422	57.1	4,745	6.4	21	30	73	69.0

RUNNING BACKS & FULLBACKS

Asst. Head Coach/Running Backs: Sherman Smith -- 13th NFL Season, 13th with Titans

Running Backs:

The leading rusher for the Titans in 2007 was second-year running back **LenDale White**, who the team selected out of USC in the second round of the 2006 NFL Draft. In his second year, White recorded his first 1,000-yard season, gaining 1,110 yards and seven touchdowns on 303 carries. He ranked eighth in the AFC and 12th in the NFL in rushing yards.

Fifth-year veteran **Chris Brown** was re-signed during the 2007 off-season. The team's rushing leader in 2004 and 2005 played 12 games in 2007 and was second on the squad with 462 yards and five touchdowns on 102 carries.

In the 2007 draft, the Titans selected Arizona's **Chris Henry** with a second-round choice. As a rookie, the former Arizona Wildcat was fourth on the team with 119 yards and two touchdowns on 31 rushing attempts.

Fullbacks:

Former rookie free agent **Ahmad Hall** returned for his second season in 2007 and played in 11 games (five starts). His statistics included one rushing attempt for eight yards and nine receptions for 60 yards. Used primarily as a blocking back, he helped the team finish the season with the NFL's fifth-ranked rushing offense.

Casey Cramer is a versatile fullback who also contributed on special teams. He totaled four special teams tackles in 2007. The third-year player spent two seasons with the Carolina Panthers before being claimed off waivers by the Titans in 2006.

Jeremy Cain was signed on Oct. 30 after one week on the practice squad. He had three tackles in 2007. The versatile fullback/linebacker/long-snapper also has experience with the Chicago Bears and Philadelphia Eagles.

TITANS RUSHING - 2007 & CAREER REGULAR SEASON STATISTICS

Player (NFL exp.)	2007 Statistics							Career Statistics						
	GP	GS	Att	Yds	Avg	Lg	TD	GP	GS	Att	Yds	Avg	Lg	TD
Running Backs														
Chris Brown (5)	12	1	102	462	4.5	42	5	54	29	643	2,757	4.3	52	16
Chris Henry (R)	7	0	31	119	3.8	24t	2	7	0	31	119	3.8	24t	2
LenDale White (2)	16	16	303	1,110	3.7	28	7	29	16	364	1,354	3.7	28	7
Fullbacks														
Jeremy Cain (3)	9	0	0	0	-	-	0	17	0	0	0	-	-	0
Casey Cramer (3)	6	1	0	0	-	-	0	28	2	0	0	-	-	0
Ahmad Hall (2)	11	4	1	8	8.0	8	0	25	11	8	29	3.6	11	0
Quarterbacks														
Kerry Collins (13)	6	1	3	-3	-1.0	-1	0	162	149	326	622	1.9	22	9
Vince Young (2)	15	15	93	395	4.2	21	3	30	28	176	947	5.4	39t	10



OFFENSIVE OVERVIEW

WIDE RECEIVERS

Wide Receivers Coach: Fred Graves -- 6th NFL Season, 1st with Titans

Justin Gage was signed as an unrestricted free agent during the 2007 offseason. In his first season with the Titans, he tied for the team lead with 55 receptions. He led the squad with a career-high 750 receiving yards and scored two touchdowns. Gage spent his first four NFL seasons with the Chicago Bears, where he totaled 64 receptions for 908 yards and four touchdowns.

Roydell Williams, a fourth-round pick in the 2005 NFL Draft, tied for the team lead in receiving in his third season. He totaled a career-high 55 receptions for 719 yards and a team-high four touchdown receptions. He was placed on injured reserve prior to the team's Wild Card Game with an ankle injury.

Another 2005 draft pick, **Brandon Jones**, was placed on injured reserve on Dec. 15 with a groin injury after tallying 21 receptions for 248 yards and two touchdowns.

In the week prior to training camp, the Titans signed 12-year veteran and three-time Pro Bowler **Eric Moulds**. Moulds played 10 seasons with the Buffalo Bills before spending 2006 with the Houston Texans. In his first season in Tennessee, he finished fourth on the team with 32 receptions for 342 yards.

The Titans had three rookie wide receivers on the roster by the conclusion of the 2007 season. They used a third-round pick on former Fresno State standout **Paul Williams** and a fourth-round pick on Florida State product **Chris Davis**. Williams was inactive for every game in 2007, while Davis contributed five receptions for 38 yards. Davis also led the team with 31 punt returns for 293 yards (9.5 avg.). **Biren Ealy** originally was signed

out of Houston as a rookie free agent and was promoted from the practice squad on Dec. 7. He recorded one reception for six yards as a rookie.

Mike Williams was signed as a free agent on Nov. 22. The former 2005 first-round pick had spent time with the Lions and Raiders before joining the Titans.

Sixth-year veteran **David Givens** spent the season on the Physically Unable to Perform List. He was signed as an unrestricted free agent in 2006 from the New England Patriots. He has career totals of 166 receptions for 2,318 yards and 12 touchdowns.

TIGHT ENDS

Tight Ends Coach: John Zernhelt -- 3rd NFL Season, 2nd with Titans

Tight end **Bo Scaife** finished his third NFL season as the team's leading receiver among tight ends. The former sixth-round draft choice was third overall on the team with 46 receptions for 421 yards and one touchdown. He spent the team's playoff game on injured reserve with a lacerated liver.

Tight end **Ben Hartsock**, claimed off waivers from the Indianapolis Colts in 2006, recorded career highs with 12 receptions and 138 receiving yards in his second season with the Titans. The fourth-year tight end was used primarily as a blocker and started a total of nine games.

Fourth-year veteran **Ben Troupe** played in all 16 games. The former second-round draft choice totaled five receptions for 47 yards and added six tackles on special teams.

First-year tight end **Jamie Petrowski** spent the entire 2007 season on the team's practice squad before being elevated to the 53-man roster for the Wild Card Playoff Game.

TITANS RECEIVING - 2007 & CAREER REGULAR SEASON STATISTICS

Player (NFL exp.)	2007 Statistics							Career Statistics						
	GP	GS	No	Yds	Avg	Lg	TD	GP	GS	No	Yds	Avg	Lg	TD
Wide Receivers														
Chris Davis (R)	12	0	5	38	7.6	13	0	12	0	5	38	7.6	13	0
Biren Ealy (R)	4	0	1	6	6.0	6	0	4	0	1	6	6.0	6	0
Justin Gage (5)	16	8	55	750	13.6	73	2	65	24	119	1,658	13.9	73	6
David Givens (6- PUP)	(Physically Unable to Perform)													
Brandon Jones (3-IR)	9	2	21	248	11.8	35t	2	35	20	71	931	13.1	53	8
Eric Moulds (12)	16	8	32	342	10.7	46	0	186	157	764	9,995	13.1	84t	49
Mike Williams (3)	8	0	7	90	12.9	24	0	30	6	44	539	12.3	49	2
Paul Williams (R)	0	0	0	0	-	-	0	0	0	0	0	-	-	0
Roydell Williams (3-IR)	16	14	55	719	13.1	48	4	40	16	84	1,139	13.6	50t	6
Tight Ends														
Ben Hartsock (4)	16	9	12	138	11.5	27	0	45	15	24	247	10.3	27	0
Jamie Petrowski (1)	0	0	0	0	-	-	0	0	0	0	0	-	-	0
Bo Scaife (3-IR)	16	15	46	421	9.2	26	1	46	32	112	1,064	9.5	34	5
Ben Troupe (4)	16	2	5	47	9.4	13	0	55	29	106	1,056	10.0	35	7
Running Backs and Fullbacks														
Chris Brown (5)	12	1	19	128	6.7	16	0	54	29	74	667	9.0	57	2
Jeremy Cain (3)	9	0	0	0	-	-	0	17	0	0	0	-	-	0
Casey Cramer (3)	6	1	0	0	-	-	0	28	2	2	8	4.0	6	0
Ahmard Hall (2)	11	4	9	60	6.7	11	0	25	11	24	198	8.3	28	0
Chris Henry (R)	7	0	6	53	8.8	18	0	7	0	6	53	8.8	18	0
LenDale White (2)	16	16	20	114	5.7	15	0	29	16	34	174	5.1	15	0



OFFENSIVE OVERVIEW

OFFENSIVE LINEMEN

Offensive Line Coach: Mike Munchak -- 14th NFL Season, 14th with Titans (11th as offensive line coach)

Centers:

Center Kevin Mawae is a 14-year veteran and six-time Pro Bowler. The former Seattle Seahawk and New York Jet was signed as an unrestricted free agent in 2006. After starting 16 games in 2006, he started the first 14 games of 2007 before a calf injury forced him to miss the final two regular season games and the team's Wild Card Playoff Game.

Mawae's primary back-up was fourth-year center/guard Eugene Amano, who played in every game in 2007. He totaled five starts in the regular season (three at right guard, two at center) and one start in the post-season (right guard).

Leroy Harris, a fourth-round draft choice from N.C. State, played in five games as a rookie, primarily on special teams.

Guards:

At right guard, Benji Olson completed his 10th NFL season and ninth as the team's fulltime starter at right guard. He started 13 games in 2007, missing three regular season contests and the team's Wild Card Game with a back injury. Olson missed just two starts in the eight seasons preceding 2007.

Jacob Bell, in his fourth season, started all 16 games at left guard in 2007. He emerged as the team's left guard in 2006, when he started a total of 15 games. He also started the majority of the team's games at left guard as a rookie in 2004.

The team's reserve guards were Leroy Harris, a fourth-round draft choice from N.C. State who also plays center, and Daniel Loper, a third-year tackle with the ability to move inside.

Tackles:

Michael Roos started every game for the third consecutive season. The former second-round pick has started every game the past two seasons

at left tackle after starting once at left tackle and 15 games at right tackle as a rookie in 2005.

On the right side, David Stewart completed his first full season as the team's starting right tackle and did not miss a game. The 2005 fourth-round pick started 14 times at right tackle in 2006.

Backing up Roos and Stewart was Daniel Loper, a former fifth-round draft choice in 2005. Loper played every game during the 2007 season on special teams and started the team's playoff game at right guard.

Mike Otto, a seventh-round draft choice from Purdue, spent most of his rookie season on the practice squad before being elevated to the 53-man roster for the Wild Card Game.

TITANS OFFENSIVE LINE - 2007 & CAREER REGULAR SEASON STATISTICS

Table with 5 columns: Player (NFL exp.), GP, GS, Career GP, Career GS. Rows include Centers (Eugene Amano, Kevin Mawae), Guards (Jacob Bell, Leroy Harris, Benji Olson), and Tackles (Daniel Loper, Mike Otto, Michael Roos, David Stewart).

DEFENSIVE OVERVIEW

DEFENSIVE COORDINATOR: Jim Schwartz -- 15th NFL Season, 9th with Titans (7th as coordinator)



The Titans defense experienced dramatic improvement in 2007. The unit ranked fifth in the NFL and fourth in the AFC in total defense, allowing an average of 291.6 yards per game. It was the best defensive ranking by the club under Jim Schwartz, who has served as defensive coordinator since 2001. The defense jumped 25 spots from its 32nd overall ranking in 2006.

The Titans had the fifth-ranked rushing defense (third in AFC), allowing 92.4 yards per game, and they had the 10th-ranked passing defense at 199.2 yards per game (ninth in AFC). They allowed 18.6 points per game, which ranked eighth in the league.

The Titans forced 34 turnovers, tied with Seattle for the sixth-highest total. That included 22 interceptions, which was tied with Indianapolis for the second-best total in the NFL and was the team's highest total since 1993 (26). Linebacker Keith Bulluck led the team with a career-high five interceptions.

There were several other key contributors that produced some of the best efforts of their careers. Four members of the defensive line recorded at least six sacks, including defensive ends Kyle Vanden Bosch (12), Antwan Odom (eight) and Travis LaBoy (six) and defensive tackle Albert Haynesworth (six). Linebacker David Thornton paced the defense with 140 tackles, the second-best mark of his career, while Bulluck reached 100 tackles for the sixth time in his career (109). Second-year cornerback Cortland Finnegan, in his first year as a full-time starter, posted 109 tackles and added a team-high 16 passes defensed. At free safety, first-round draft pick Michael Griffin started 10 games and registered 49 tackles and three interceptions.

LINEBACKERS

Asst. Head Coach/Linebackers: Dave McGinnis -- 22nd NFL Season, 4th with Titans

Starting right outside linebacker Keith Bulluck led the Titans with a career-high five interceptions in 2007, his eighth NFL season. The team's third all-time leading tackler (1,027 tackles) also posted 109 tackles, marking his fifth consecutive season with 100 or more stops, and added four tackles for loss, seven passes defensed, one forced fumble and one fumble recovery. Bulluck has not missed a start in the past six seasons.

At left outside linebacker, David Thornton registered one of the best seasons of his six-year career. The former unrestricted free agent from the Indianapolis Colts started every game in his second season in Tennessee and led the team with 140 tackles, the second-highest total of his career. He added one sack, nine tackles for loss, two interceptions, six passes defensed, one forced fumble and one fumble recovery.

Ryan Fowler was the team's starting middle linebacker for 14 games before being placed on injured reserve with a shoulder injury on Dec. 18. He was signed during the 2007 offseason as a restricted free agent from the Dallas Cowboys and in his first season with the Titans collected 73 tackles, three tackles for loss and two passes defensed.

Stephen Tulloch, a fourth-round draft choice in 2006, started at the end of the season for Fowler. His season totals included 36 tackles, one tackle for loss and 11 stops on special teams.

Other members of the Titans linebacking corps contributed primarily on special teams. Gilbert Gardner, a May 2007 waiver pick-up who spent his first three NFL seasons in Indianapolis, was second on the team with 15 special teams tackles. Rich Scanlon, a fourth-year player with three previous years of experience at Kansas City, was signed by the Titans on Oct. 31 and recorded seven special teams tackles and two fumble recoveries on special teams. Colin Allred, a first-year player who spent most of the season on the practice squad before being elevated to the active roster on Dec. 15, posted four special teams tackles. Jorge Cordova, a fourth-year veteran formerly of the Jacksonville Jaguars, signed Dec. 18 and registered one special teams tackle. Ken Amato, a fifth-year player who primarily served as the team's long snapper, was placed on injured reserve on Oct. 30.



DEFENSIVE OVERVIEW

TITANS LINEBACKERS - 2007 & CAREER REGULAR SEASON STATISTICS

Player (NFL exp.)	2007 Statistics											Career Statistics										
	GP	GS	Tot	Solo	Asst	Sk	INT	PD	FF	FR	SpT	GP	GS	Tot	Solo	Asst	Sk	INT	PD	FF	FR	SpT
Colin Allred (1)	3	0	0	0	0	0.0	0	0	0	0	4	3	0	0	0	0	0.0	0	0	0	0	4
Ken Amato (4-IR)	7	0	0	0	0	0.0	0	0	0	0	3	61	0	7	5	2	0.0	0	0	0	0	31
Keith Bulluck (8)	16	16	109	75	34	0.0	5	7	1	1	0	127	100	1,027	670	357	17.5	16	50	13	8	28
Jorge Cordova (4)	4	0	0	0	0	0.0	0	0	0	0	1	17	0	3	3	0	0.0	0	0	0	0	9
Ryan Fowler (4-IR)	14	14	73	42	31	0.0	0	1	0	0	2	46	17	92	55	37	0.0	0	1	2	1	40
Gilbert Gardner (4)	13	0	0	0	0	0.0	0	0	0	0	15	50	15	97	47	50	1.0	1	3	0	0	47
Rich Scanlon (4)	9	0	0	0	0	0.0	0	0	0	0	7	40	0	5	4	1	0.0	0	0	0	0	51
David Thornton (6)	16	16	140	98	42	1.0	2	5	1	1	0	95	76	656	430	226	4.0	5	16	7	1	42
Stephen Tulloch (2)	16	1	36	28	8	0.0	0	0	0	0	11	32	5	73	51	22	0.5	1	2	0	0	28

CORNERBACKS

Defensive Backs Coach: Chuck Cecil -- 7th NFL Season, 7th with Titans (1st as defensive backs coach)

The Titans emerged with two new starters at cornerback in 2007. Second-year cornerback **Cortland Finnegan**, the team's nickel defensive back in 2006 as a rookie, started all 16 regular season games at right cornerback in his second year. The former seventh-round draft choice led the squad with 16 passes defended, was tied for third on the team with 109 tackles and added one sack, one quarterback pressure and one tackle for loss.

At left cornerback, **Nick Harper** was the team's starter for 14 games. In his first season in Tennessee, the unrestricted free agent signee from the Indianapolis Colts registered 80 tackles, three interceptions, 14 passes defended, one forced fumble and one fumble recovery. Harper has recorded three or more interceptions in five consecutive seasons.

Reynaldo Hill, a third-year pro and former seventh-round draft choice, filled in for Harper for two starts in 2007. Hill's season totals included 14 tackles, one interception, two passes defended and nine special teams tackles.

Third-year veteran **Eric King** spent his first NFL season with the Buffalo Bills in 2005 and was claimed off waivers by the Titans just prior to the start of the 2006 season. He contributed 11 special teams tackles in 2007 prior to being placed on injured reserve on Dec. 26 with a forearm injury.

Prior to the 2007 season, the Titans signed veteran cornerback **Kelly Herndon**, who previously spent three seasons in Denver and two seasons in Seattle. In his first year in Tennessee, he played in three games and recorded three tackles.

Seven-year veteran **Chidi Iwuoma** was signed prior to Week 17 of the regular season. In six previous seasons with the Lions, Steelers and Patriots, he played 75 games and totaled 83 special teams tackles. He played on special teams in the regular season finale and in the Wild Card Game.

SAFETIES

Defensive Backs Coach: Chuck Cecil -- 7th NFL Season, 7th with Titans (1st as defensive backs coach);

Asst. Secondary Coach: Marcus Robertson -- 1st NFL Season, 1st with Titans

In his second season with the Titans and sixth NFL season, **Chris Hope** started the first 11 games of the season at strong safety before landing on injured reserve with a back injury on Dec. 7. His season statistics included 60 tackles and two interceptions.

With their first-round draft choice in 2007, the Titans selected Texas defensive back **Michael Griffin**, a starter at safety for the Longhorns who spent the preseason at cornerback before being moved to safety during his rookie campaign. Griffin recorded 49 tackles, three interceptions, eight passes defended, one forced fumble and a team-high 16 special teams tackles.

Safety **Calvin Lowry**, in his second season out of Penn State, was a starter at free safety in the beginning of the season and moved back into the starting lineup at strong safety when Hope was injured. He totaled 11 starts and recorded 61 tackles, two interceptions and 10 passes defended.

Third-year veteran **Vincent Fuller** played the entire 2007 campaign as the team's nickel defensive back. In 16 games, he recorded 35 tackles, one sack, three quarterback pressures, two tackles for loss, two interceptions and four passes defended. Both of his interceptions were returned for touchdowns.

Fifth-year safety **Donnie Nickey** has established himself as one of the team's top special teams performers and a dependable reserve in the defensive backfield during his career. He played every game in 2007 and posted eight tackles and one fumble recovery on special teams.

TITANS CORNERBACKS AND SAFETIES - 2007 & CAREER REGULAR SEASON STATISTICS

Player (NFL exp.)	2007 Statistics											Career Statistics										
	GP	GS	Tot	Solo	Asst	Sk	INT	PD	FF	FR	SpT	GP	GS	Tot	Solo	Asst	Sk	INT	PD	FF	FR	SpT
Cornerbacks																						
Cortland Finnegan (2)	16	16	109	84	25	1.0	1	16	1	0	4	32	18	166	131	35	3.0	1	23	2	1	19
Nick Harper (7)	14	14	80	75	5	0.0	3	14	1	1	0	103	74	463	365	98	0.0	18	71	1	4	21
Kelly Herndon (6)	3	0	3	3	0	0.0	0	0	0	0	0	76	49	281	233	48	1.0	9	60	7	2	14
Reynaldo Hill (3)	13	2	14	13	1	0.0	1	2	0	0	9	42	27	116	92	24	0.0	6	16	0	0	14
Chidi Iwuoma (7)	1	0	0	0	0	0.0	0	0	0	0	2	76	1	10	6	4	0.0	0	3	0	0	85
Eric King (3)	15	1	7	5	2	0.0	0	0	0	0	11	43	2	54	38	16	0.0	0	0	0	0	21
Safeties																						
Vincent Fuller (3)	16	0	35	27	8	1.0	2	4	0	0	5	34	0	50	38	12	1.0	2	6	2	0	15
Michael Griffin (R)	16	10	49	34	15	0.0	3	8	1	0	16	16	10	49	34	15	0.0	3	8	1	0	16
Chris Hope (6-IR)	11	11	60	39	21	0.0	2	4	0	1	0	89	59	404	301	103	0.0	11	36	4	4	0
Calvin Lowry (2)	16	11	61	41	20	0.0	2	10	0	0	4	32	11	62	42	20	0.0	2	12	0	0	19
Donnie Nickey (5)	16	0	1	1	0	1.0	0	0	0	0	8	76	6	36	30	6	1.0	0	1	0	0	51



DEFENSIVE OVERVIEW

DEFENSIVE LINEMEN

Defensive Line Coach: Jim Washburn -- 9th NFL Season, 9th with Titans

Defensive Ends:

Right defensive end **Kyle Vanden Bosch** was voted to his second Pro Bowl at the conclusion of his seventh NFL season and third season with the Titans. The team's ninth (tied) all-time leading sacker tied for sixth in the AFC and tied for 11th in the NFL with 12 sacks. He ranked second on the team with 115 tackles and added six tackles for loss, four forced fumbles and 24 quarterback pressures in 16 games. Vanden Bosch has led the team in sacks and recorded at least 100 tackles in each season since signing with the team as an unrestricted free agent from the Arizona Cardinals in 2005.

Left defensive end **Antwan Odom** started all 16 games for the first time in his four-year career in 2007. The former second-round draft choice set career highs with 16 starts and finished second on the team with a career-high eight sacks. He had 44 total tackles, a team-high 29 quarterback pressures and seven passes defended.

Travis LaBoy was the third member of the team's regular three-man rotation at defensive end. The former second-round draft choice played in 13 games in his fourth season and registered six sacks, 20 total tackles, nine quarterback pressures, one interception, four forced fumbles and one fumble recovery.

Bryce Fisher was acquired in a trade with the Seahawks on Sept. 11, 2007. After six years of prior experience in Buffalo, St. Louis and Seattle, he played in nine games for the Titans in 2007 and registered nine tackles and two quarterback pressures.

Defensive end **Sean Conover**, a rookie free agent in 2006, completed

his second season with the club and contributed four tackles in five games.

Jacob Ford, a sixth-round draft choice out of Central Arkansas, was placed on injured reserve during the preseason with an Achilles injury.

Defensive Tackles:

The 6-6, 320-pound **Albert Haynesworth** had arguably his best year in his sixth NFL season. A first-time Pro Bowler in 2007, the right defensive tackle registered a career-high six sacks, 69 tackles, 23 quarterback pressures, six tackles for loss and three passes defended. He started 13 games, missing three contests with a hamstring injury.

Left defensive tackle **Tony Brown** was signed as a free agent in October 2006 after previous stints in Carolina, Miami and San Francisco. In his third NFL season, the Chattanooga native started all 16 games and finished fifth on the team with a career-high 83 tackles. He also recorded four sacks, 22 quarterback pressures, four tackles for loss, five passes defended and one fumble recovery.

Randy Starks played in 14 games with four starts in his fourth NFL season. The former third-round draft choice tallied 39 tackles, five quarterback pressures, three tackles for loss and one fumble recovery.

Third-year defensive tackle **Kevin Vickerson** was promoted from the practice squad on Nov. 27. He gained previous experience with the Miami Dolphins and served a stint in NFL Europa in 2007. With the Titans he totaled three tackles and one quarterback pressure in four games.

Antonio Johnson, a fifth-round draft choice from Mississippi State, was placed on injured reserve after suffering an ACL injury during training camp.

TITANS DEFENSIVE LINEMEN - 2007 & CAREER REGULAR SEASON STATISTICS

Player (NFL exp.)	2007 Statistics											Career Statistics										
	GP	GS	Tot	Solo	Asst	Sk	INT	PD	FF	FR	SpT	GP	GS	Tot	Solo	Asst	Sk	INT	PD	FF	FR	SpT
Defensive Ends																						
Sean Conover (2)	5	0	4	2	2	0.0	0	0	0	0	0	11	2	25	14	11	0.0	0	0	0	0	0
Bryce Fisher (7)	10	0	9	5	4	0.0	0	0	0	0	91	49	270	164	106	26.5	0	13	5	1	32	
Jacob Ford (R-IR)	Injured Reserve											0	0	0	0	0	0.0	0	0	0	0	0
Travis LaBoy (4)	13	0	20	15	5	6.0	1	2	4	1	54	20	175	100	75	19.5	1	4	5	3	0	
Antwan Odom (4)	16	16	44	24	20	8.0	0	7	1	0	52	34	152	82	70	12.5	0	10	3	2	1	
Kyle Vanden Bosch (7)	16	16	115	65	50	12.0	0	2	4	0	83	68	426	236	190	36.0	0	3	9	3	0	
Defensive Tackles																						
Tony Brown (3)	16	16	83	46	37	3.0	0	5	1	0	45	22	161	95	66	5.5	0	8	1	2	0	
Albert Haynesworth (6)	13	12	69	41	28	6.0	0	3	0	0	76	60	379	222	157	15.5	0	11	3	2	0	
Antonio Johnson (R-IR)	Injured Reserve											0	0	0	0	0	0.0	0	0	0	0	0
Randy Starks (4)	14	4	39	21	18	0.0	0	0	0	1	60	37	223	123	100	10.5	0	1	1	5	0	
Kevin Vickerson (3)	4	0	3	2	1	0.0	0	0	0	0	4	0	3	2	1	0.0	0	0	0	0	0	

SPECIALISTS OVERVIEW

Special Teams Coach: Alan Lowry -- 27th NFL Season, 12th with Titans (9th as special teams coach)

Kickers:

In his third NFL season, Titans kicker **Rob Bironas** was voted to his first Pro Bowl. The former Arena League standout was 35-of-39 on field goals and 28-of-28 on PATs. He led the NFL in made field goals and was second in the AFC and third in the NFL in scoring among kickers with 133 points. He made 19 consecutive field goals from Oct. 14-Nov. 25, including an NFL-record eight field goals at Houston on Oct. 21. On kickoffs, he was third in the NFL with 16 touchbacks.

Punters:

Craig Hentrich completed his 14th NFL season and 10th campaign with the Titans in 2007. The franchise's all-time leader in career punts recorded a 42.0-yard average (36.5 net) on 70 punts. He became the 17th punter in NFL history to reach 1,000 punts. Of active punters, only the Giants' Jeff Feagles (1,585 punts) has more career punts than Hentrich, who is 14th on the NFL's all-time list with 1,054 career punts with the Packers and Titans.

Hentrich also serves as the team's primary holder on field goals and extra

point attempts.

Returns:

The Titans primarily looked to their rookies to handle most of their return duties in 2007. Fourth-round draft pick **Chris Davis** led the team with 31 punt returns for 293 yards (9.5 avg.).

On kickoff returns, three players accounted for the majority of the team's returns. First-round draft pick **Michael Griffin** led the team with 18 kickoff returns for 422 yards (23.4 avg.). He was followed by **Chris Barclay**, who returned 14 kickoffs for 304 yards before being released during the season. Second-round pick **Chris Henry** returned 13 kickoffs for 272 yards (20.9 avg.).

Long-Snappers:

Three different players handled long-snapping duties during the season. **Ken Amato**, the team's regular snapper on punts and kicks, was placed on injured reserve on Oct. 31 with a knee injury after seven games. After his injury, center **Kevin Mawae** performed some of the duties, and third-year linebacker/fullback **Jeremy Cain** was signed on Oct. 30. Cain played a total of nine games.



SPECIALISTS OVERVIEW

TITANS SPECIALISTS - 2007 & CAREER REGULAR SEASON STATISTICS

Kickers:										2007 Statistics								Career Statistics								
Player (NFL exp.)	GP	XP	XPA	FG	FGA	Pct	Lg	Pts		GP	XP	XPA	FG	FGA	Pct	Lg	Pts		GP	XP	XPA	FG	FGA	Pct	Lg	Pts
Rob Bironas (3)	15	28	28	35	39	89.7	56	133		48	90	92	80	96	83.3	60	330		223	7	7	8	15	53.3	50	31
Craig Hentrich (14)	15	0	0	0	0	-	-	0																		

Punters:										2007 Statistics								Career Statistics									
Player (NFL exp.)	GP	No	Yds	Avg	TB	In	Lg	Blk	Net	GP	No	Yds	Avg	TB	In	Lg	Blk	Net	GP	No	Yds	Avg	TB	In	Lg	Blk	Net
Craig Hentrich (14)	15	70	2,939	42.0	6	24	66	0	36.5	223	1,054	45,134	42.8	129	369	78	3	36.8									

Returners:												2007 Statistics												Career Statistics											
												Punt Returns						Kickoff Returns						Punt Returns						Kickoff Returns					
Player (NFL exp.)	No	FC	Yds	Avg	Lg	TD	No	Yds	Avg	Lg	TD	No	FC	Yds	Avg	Lg	TD	No	FC	Yds	Avg	Lg	TD	No	FC	Yds	Avg	Lg	TD						
Chris Davis (R)	31	12	293	9.5	39	0	2	37	18.5	19	0	31	12	293	9.5	39	0	2	37	18.5	19	0	31	12	293	9.5	39	0	2	37	18.5	19	0		
Cortland Finnegan (2)	2	3	11	5.5	9	0	0	0	-	-	0	2	3	11	5.5	9	0	0	0	-	-	0	2	3	11	5.5	9	0	0	0	-	-	0		
Michael Griffin (R)	0	0	0	-	-	0	18	422	23.4	48	0	0	0	0	-	-	0	18	422	23.4	48	0	0	0	0	0	-	-	0	18	422	23.4	48	0	
Chris Henry (R)	0	0	0	-	-	0	13	272	20.9	46	0	0	0	0	-	-	0	13	272	20.9	46	0	0	0	0	0	-	-	0	13	272	20.9	46	0	
Brandon Jones (3-IR)	6	0	31	5.2	13	0	0	0	-	-	0	11	0	106	9.6	32	0	0	0	-	-	0	11	0	106	9.6	32	0	0	0	-	-	0		

OFFENSIVE & DEFENSIVE RANKINGS BY THE WEEK

Offensive rankings in 2007 by the week based on yardage, followed by yearly rankings since 1999:

After Week	Opp.	NFL Offense			AFC Offense		
		Tot	Rush	Pass	Tot	Rush	Pass
1	at Jax	11	1	28	6	1	14
2	Ind	14	1	30	7	1	15
3	at NO	21	2	29	11	2	15
4	Bye	22	2	30	12	2	15
5	Atl	24	4	30	13	4	15
6	at TB	24	6	30	13	5	15
7	at Hou	19	5	28	12	4	14
8	Oak	22	3	29	12	2	15
9	Car	24	3	31	13	2	16
10	Jax	22	4	29	10	3	15
11	at Den	20	4	29	9	3	15
12	at Cin	20	4	27	9	3	14
13	Hou	20	5	26	9	4	13
14	SD	21	4	27	10	3	14
15	at KC	21	4	27	10	3	14
16	NYJ	21	5	27	10	3	14
17	at Ind	21	5	27	10	3	14

Final yearly team rankings:

Titans in 2007	21	5	27	10	3	14
Titans in 2006	27	5	30	12	3	15
Titans in 2005	17	23	9	10	12	5
Titans in 2004	11	14	10	6	10	5
Titans in 2003	8	26	5	4	14	3
Titans in 2002	17	11	20	9	7	11
Titans in 2001	8	12	8T	5	8	4
Titans in 2000	14	7	16	8	6	8
Titans in 1999	13	13	13T	6	9	5T

Defensive rankings in 2007 by the week based on yardage, followed by yearly rankings since 1999:

After Week	Opp.	NFL Defense			AFC Defense		
		Tot	Rush	Pass	Tot	Rush	Pass
1	at Jax	10	5t	16	6	3t	9
2	Ind	17T	9	24	10	5	12
3	at NO	9	2	17	8	2	9
4	Bye	9	2	24	6	1	11
5	Atl	5	3	10	4	2	8
6	at TB	6	1	18	5	1	11
7	at Hou	6	1	24	5	1	11
8	Oak	5	1	18	5	1	10
9	Car	3	1	12	3	1	9
10	Jax	2	4	7	2	3	6
11	at Den	4	5	7	4	3	6
12	at Cin	5	6	7	5	4	6
13	Hou	6	7	8	5	4	7
14	SD	6	9	8	5	4	7
15	at KC	5	7	9	4	4	8
16	NYJ	5	6	11	4	3	9
17	at Ind	5	5	10	4	3	9

Final yearly team rankings:

Titans in 2007	5	5	10	4	3	9
Titans in 2006	32	30	27	16	15	15
Titans in 2005	19	22	17	10	11	7
Titans in 2004	27	18	26	13	11	12
Titans in 2003	12	1	30	9	1	15
Titans in 2002	10	2	25	5	2	13
Titans in 2001	25	5	31	15	3	16
Titans in 2000	1	3	1	1	2	1
Titans in 1999	17	10	25	12	6	15



TITANS ROSTER BY EXPERIENCE

Underline - Started six or more games for Titans in 2006.

* Started six or more games for another NFL team in 2006

Table with columns for 7TH YEAR, 6TH YEAR, 5TH YEAR, 4TH YEAR, 3RD YEAR, 2ND YEAR, 1ST YEAR, ROOKIE DRAFT PICKS, and ROOKIE FREE AGENTS. Lists player names and positions.

TITANS TELEVISION RATINGS IN 2007

2007 regular season TV ratings in the Nashville market (all games Sunday noon unless otherwise noted):

Table with columns: Date/Opponent, Network, Local Rating/Share, Weekly Rank. Lists game dates, opponents, networks, and ratings.

* Monday Night Football games air on ESPN and additionally in Nashville on WKRN. The local ratings combine the numbers generated from both outlets.

WC - Wild Card Playoff Game

MEDIA CONTACT INFO

Site Address:

460 Great Circle Road
Nashville, TN 37228

Media-Only Website:

media.titansonline.com (username and password available through Titans media relations)

Phone:

(615) 565-4000 (main)
(615) 565-4100 (media relations)
(615) 565-4105 (media relations fax)
(615) 565-4300 (LP Field)
(615) 565-4200 (Titans Ticket Office)
(615) 565-4221 (Titans Pro Shop)
(615) 565-4140 (Titans Community Relations)

Media Relations Staff:

Director of Media Relations - Robbie Bohren (615) 565-4101
Assistant Director of Media Relations - Dwight Spradlin (615) 565-4102
Media Relations Assistant - Jared Puffer (615) 565-4107
Director of Internet and Publications - Gary Glenn (615) 565-4058



2007 TITANS TRANSACTIONS

January 5	Titans accept resignation of GM FLOYD REESE	August 9	Waived G CODY DOUGLAS ; placed DT ANTONIO JOHNSON on reserve/injured list
January 12	Signed free agent RB QUINTON GANTHER	August 13	Waived DE NATHANIEL ADIBI
January 16	Signed free agents LB SPENCER TOONE and OG ISAAC SNELL	August 14	Placed CB ANDRE WOOLFOLK on injured reserve list; claimed DE JASON HALL off waivers from Carolina
January 18	Signed free agent QB KENT SMITH	August 20	Waived FB JONATHAN EVANS ; placed DE JACOB FORD on reserve/injured list
January 25	Signed free agents P GLENN PAKULAK , TE JAMIE PETROWSKI and WR RICHIE ROSS and allocated them to NFL Europa	August 21	Signed free agent TE ANDY THORN
January 26	Signed free agent LB COLIN ALLRED	August 23	Terminated the contract of CB ANDRE WOOLFOLK following an injury settlement
January 29	Signed free agent OG CODY DOUGLAS and allocated him to NFL Europa	August 26	Waived DE JERMAINE McELVEEN , T MARQUES OGDEN , WR JONATHAN ORR , P GLENN PAKULAK , S BRANDON SHARP , TE ANDY THORN and DL QUARTEZ VICKERSON ; waived injured CB MICHAEL WADDELL
February 1	Signed free agents RB DONTRELL MOORE and WR CLINTON SOLOMON	August 28	Signed free agent DT COREY SIMON ; waived K JOHN VAUGHN
February 12	Hired MIKE REINFELDT as general manager; signed free agent DE NATHANIEL ADIBI and allocated him to NFL Europa	September 1	Waived LB COLIN ALLRED , WR JOEL FILANI , RB QUINTON GANTHER , C/G JUSTIN GEISINGER , DE JASON HALL , RB DONTRELL MOORE , LB TERNA NANDE , T MIKE OTTO , TE JAMIE PETROWSKI , WR COURTNEY ROBY , DE JOSH SAVAGE , CB RYAN SMITH , G ISAAC SNELL , LB SPENCER TOONE and TE COOPER WALLACE ; waived injured DT LAUVALE SAPE ; terminated vested veterans QB TIM RATTAY , S BRYAN SCOTT , S LAMONT THOMPSON and T SETH WAND ; placed WR DAVID GIVENS on reserve/ physically unable to perform list; placed DT RIEN LONG on injured reserve list
February 19	Waived OG ZACH PILLER	September 2	Signed LB COLIN ALLRED , RB QUINTON GANTHER , QB INGLE MARTIN , T MIKE OTTO , TE JAMIE PETROWSKI , G ISAAC SNELL and TE COOPER WALLACE to the practice squad
February 28	Hired VINCENT MARINO as senior director of football administration	September 4	Signed DE LARRY BIRDINE to the practice squad
March 1	Waived TE ERRON KINNEY	September 6	Terminated the contract of DT RIEN LONG following an injury settlement
March 2	Re-signed unrestricted free agent DE RIEN LONG	September 11	Acquired DE BRYCE FISHER from the Seattle Seahawks for an undisclosed draft choice; waived DT JESSE MAHELONA
March 3	Waived RB TRAVIS HENRY	September 21	Signed P GLENN PAKULAK to the practice squad; terminated the practice squad contract of TE JAMIE PETROWSKI
March 8	Re-signed free agent OT SETH WAND	September 22	Signed free agent P JOSH MILLER ; Waived WR BIREN EALY
March 9	CHUCK CECIL promoted to secondary coach; hired MARCUS ROBERTSON as assistant secondary coach	September 26	Signed WR BIREN EALY and TE JAMIE PETROWSKI to the practice squad; terminated the practice squad contracts of P GLENN PAKULAK and RB QUINTON GANTHER
March 12	Re-signed free agents QB KERRY COLLINS and LB LEVAR WOODS	October 2	Signed RB QUINTON GANTHER to the practice squad; terminated the practice squad contract of TE COOPER WALLACE
March 16	Signed unrestricted free agent CB NICK HARPER	October 10	Practice squad G ISAAC SNELL signed to the Denver Broncos active roster
March 19	Hired FRED GRAVES as wide receivers coach; signed free agent QB DAVID KORAL ; re-signed exclusive rights free agent DT TONY BROWN	October 11	Signed G FRED MATUA to the practice squad
March 20	Signed restricted free agent LB RYAN FOWLER ; re-signed exclusive rights free agent FB CASEY CRAMER	October 16	Terminated vested veteran P JOSH MILLER
March 23	Signed unrestricted free agent WR JUSTIN GAGE ; re-signed exclusive rights free agent DT MARCUS WHITE	October 20	Signed RB QUINTON GANTHER from practice squad
March 26	Signed unrestricted free agent S BRYAN SCOTT	October 23	Signed LB/FB JEREMY CAIN to the practice squad
March 27	Re-signed unrestricted free agent S DONNIE NICKY	October 27	Placed DT COREY SIMON on Reserve/Retired list; terminated the practice squad contract of LB/FB JEREMY CAIN
March 28	Re-signed restricted free agent LB ROBERT REYNOLDS	October 30	Signed free agent FB/LS JEREMY CAIN
March 29	Re-signed restricted free agent C EUGENE AMANO and restricted free agent DT RANDY STARKS	October 31	Signed free agent LB RICH SCANLON ; placed LB/LS KEN AMATO on injured reserve; signed DT KEVIN VICKERSON to the practice squad
March 30	Hired LAKE DAWSON as director of pro personnel	November 5	Waived RB QUINTON GANTHER
March 31	Re-signed restricted free agent TE BEN HARTSOCK	November 6	Signed free agent DT DEMETRIN VEAL
April 1	Drafted DB MICHAEL GRIFFIN (first round, 19th overall), RB CHRIS HENRY (second round, 50th) and WR PAUL WILLIAMS (third round, 80th)	November 7	Signed RB QUINTON GANTHER to the practice squad
April 2	Drafted G/C LEROY HARRIS (fourth round, 115th overall), WR CHRIS DAVIS (fourth round, 128th), DT ANTONIO JOHNSON (fifth round, 152nd), WR JOEL FILANI (sixth round, 188th), DE JACOB FORD (sixth round, 204th), CB RYAN SMITH (sixth round, 206th) and T MIKE OTTO (seventh round, 223rd)	November 13	Waived LB LEVAR WOODS
April 3	Agreed to terms with the following undrafted free agents: WR BIREN EALY , OT CHARLES HARRIS , DT ADRIAN HAYWOOD , DB ERIK KEYS , FB NICHOLAS LUKE , DE JERMAINE McELVEEN , LB BARRON PULLUM , LB BROCK STRATTON , K JOHN VAUGHN and RB DANNY WARE	November 22	Signed free agent WR MIKE WILLIAMS ; signed RB CHRIS BARCLAY from the Cleveland Browns practice squad; placed RB CHRIS HENRY on the Reserve/Suspended list
April 4	Agreed to terms with undrafted free agents LB JARVIS JACKSON and DB BRANDON SHARP	November 27	Waived DT DEMETRIN VEAL ; Signed DT KEVIN VICKERSON to the active roster from the practice squad
April 5	Waived DT ADRIAN HAYWOOD and FB NICHOLAS LUKE	November 28	Signed C JASON MURPHY to the practice squad
April 6	Claimed LB GILBERT GARDNER off waivers from Indianapolis	December 7	Placed S CHRIS HOPE on injured reserve; signed WR BIREN EALY to the active roster from the practice squad
April 7	Signed free agents FB JONATHAN EVANS and T MARQUES OGDEN and waived DT MARCUS WHITE	December 11	Signed CB MARQUIE COLE to the practice squad
April 8	Signed unrestricted free agent QB TIM RATTAY and waived LB BARRON PULLUM	December 15	Placed WR BRANDON JONES on injured reserve; signed LB COLIN ALLRED to the active roster from the practice squad
April 9	Signed free agent CB KELLY HERNDON	December 17	Placed RB CHRIS HENRY rejoined team after four-game suspension
April 10	Re-signed restricted free agent G/T JACOB BELL	December 18	Placed LB RYAN FOWLER on injured reserve; signed LB JORGE CORDOVA ; signed LB KURT CAMPBELL to the practice squad
April 11	Signed free agent RB CHRIS BROWN and waived T CHARLES HARRIS , LB JARVIS JACKSON and RB DANNY WARE	December 22	Waived RB CHRIS BARCLAY
April 12	Signed fourth-round draft choice G/C LEROY HARRIS and sixth-round draft choice CB RYAN SMITH	December 26	Placed CB ERIC KING on injured reserve; signed CB CHIDI IWUOMA
April 13	Signed fifth-round draft choice DT ANTONIO JOHNSON	January 2	Placed TE BO SCAIFE on injured reserve; signed TE JAMIE PETROWSKI to the active roster from the practice squad; signed TE LEONARD STEPHENS to the practice squad
April 14	Waived S ERIK KEYS , QB DAVID KORAL , LB ROBERT REYNOLDS , QB KENT SMITH and LB BROCK STRATTON	January 4	Placed WR ROYDELL WILLIAMS on injured reserve; signed T MIKE OTTO to the active roster from the practice squad
April 15	Signed fourth-round draft choice WR CHRIS DAVIS and sixth-round draft choice DE JACOB FORD		
April 16	Signed sixth-round draft choice WR JOEL FILANI and seventh-round draft choice T MIKE OTTO		
April 17	Signed free agent WR ERIC MOULDS and waived WR CLINTON SOLOMON		
April 18	Signed free agent DT ULRICH WINKLER		
April 19	Signed second-round draft choice RB CHRIS HENRY and third-round draft choice WR PAUL WILLIAMS ; placed WR DAVID GIVENS on active/physically unable to perform list		
April 20	Signed first-round draft choice WR MICHAEL GRIFFIN		
April 21	Signed free agent DT LAUVALE SAPE and free agent DT/DE		



2007 INDIVIDUAL RECORDS UPDATES

ALL-TIME FRANCHISE LEADERS UPDATE

Career Rushing List

(From 10th to Ninth place) Chris Brown – 2,757 yards (643 att., 4.3 avg., 52 LG, 16 TDs)

Career Passing List

(Seventh Place) Vince Young – 4,745 passing yards (422 comp., 739 att., 21 TDs, 30 INTs)

Career Scoring List

(Tied for Seventh Place) Rob Bironas – 330 points (80 FGs, 90 PATs)

Season Scoring List

(Second Place) Rob Bironas – 133 points (35 FGs, 28 PATs)

Season Punt Return Avg. List

(Ninth Place) Chris Davis – 9.5 avg. (31 ret., 293 yards, 39 LG, 0 TDs)

Career Sacks List

(Tied for Ninth Place) Kyle Vanden Bosch – 31.0 sacks

Career Tackles List (Since 1974)

(Third Place) Keith Bulluck – 1,027 tackles

INDIVIDUAL RECORDS SET IN 2007

SERVICE

Most Seasons, Active

New Record	10	Craig Hentrich, 1998-2007
	10	Benji Olson, 1998-2007
Third Place	8	Keith Bulluck, 2000-2007

Most Games Played, Active

New Record (extended)	159	Craig Hentrich, 1998-2007
Second Place	151	Benji Olson, 1998-2007

Most Consecutive Games Played, Active

New Record	105	Keith Bulluck, 2001-2007
------------	-----	--------------------------

Most Consecutive Games Started, Active

New Record (extended)	97	Keith Bulluck, 2001-2007
Second Place	48	Michael Roos, 2005-2007
	48	Kyle Vanden Bosch, 2005-2007

SCORING

Most Points, Season

Second Place	133	Rob Bironas, 2007 (35 FGs, 28 PATs)
--------------	-----	-------------------------------------

Most Points, Game

Second Place (tied)	26	Rob Bironas, (8 FGs, 2 PATs), @ Houston, 10/21/07
---------------------	----	---

Field Goals, Most Attempted, Season

Second Place (tied)	39	Rob Bironas, 2007
---------------------	----	-------------------

Field Goals, Most Attempted, Game

New Record	8	Rob Bironas, @ Houston, 10/21/07
Old Record	5	Four times, last by Al Del Greco, vs. Atlanta, 12/5/93

Field Goals Made, Career

Fifth Place	80	Rob Bironas, 2005-2007
-------------	----	------------------------

Field Goals Made, Season

Second Place	35	Rob Bironas, 2007
--------------	----	-------------------



2007 INDIVIDUAL RECORDS UPDATES

Field Goals Made, Game

New Record	8	Rob Bironas, @ Houston, 10/21/07
Old Record	5	Twice, last by Al Del Greco, @ Philadelphia, 12/3/00

Most Consecutive Field Goals Made

Second Place	19	Rob Bironas, 2007
--------------	----	-------------------

Most Consecutive Games With Field Goals Made

New Record	19	Rob Bironas, 2006-2007
Old Record	12	Gary Anderson, 2003

Most Consecutive Field Goals Made

Second Place	19	Rob Bironas, 2007
--------------	----	-------------------

Longest Field Goal

Second Place (tied)	56	Rob Bironas, @ Denver, 11/19/07
---------------------	----	---------------------------------

Field Goal Percentage, Season

Second Place	89.7	Rob Bironas, 2007
--------------	------	-------------------

RUSHING

Most Seasons 1,000 or More Yards

Third Place (tied)	1	Eight players, last by LenDale White in 2007
--------------------	---	--

PASSING

Pass Attempts, Career

Sixth Place (tied)	739	Vince Young, 2006-2007
--------------------	-----	------------------------

Completions, Game, Opponent

Fourth Place	32	Carson Palmer, @ Cincinnati, 11/25/07
--------------	----	---------------------------------------

Interceptions, Game, Opponent

Third Place (tied)	4	Seven times, last by Drew Brees, @ New Orleans, 9/24/07
--------------------	---	---

PASS RECEIVING

Receptions, Game, Opponent

New Record (tied)	12	Reggie Wayne, @ Indianapolis, 12/30/07 Chad Johnson, @ Cincinnati, 11/25/07
Old Record (tied)	12	Brian Westbrook, @ Philadelphia, 11/19/06 Cris Carter, @ Minnesota, 10/8/95

Touchdown Receptions, Game, Opponent

Third Place (tied)	3	Seven times, last by Chad Johnson, @ Cincinnati, 11/25/07
--------------------	---	---

SPECIAL TEAMS

Most Punts, Career

New Record	765	Craig Hentrich, 1998-2007
Old Record	695	Craig Hentrich, 1998-2006

Punting, Average Gross Yards, Career

Second Place (extended)	42.8	Craig Hentrich, 1998-2007
Record Holder	43.6	Greg Montgomery, 1988-1993

INTERCEPTIONS

Interceptions, Game

New Record (tied)	3	Eight players, last by Keith Bulluck, @ New Orleans, 9/24/07
-------------------	---	--

SACKS

Sacks, Game

Second Place (tied)	3	34 times, last by Kyle Vanden Bosch, vs. N.Y. Jets, 12/23/07
---------------------	---	--



2007 TEAM RECORDS UPDATES

TEAM RECORDS SET IN 2007

GAMES WON

Most Consecutive Road Games Won
 Current Record (tied) 5 three times, last (Nov. 19, 2006 – Sept. 24, 2007)

SCORING

Most Consecutive Games Scoring
 Second Place 145 Nov. 14, 1999-Dec. 30, 2007 (current)
 First Place 155 Dec. 3, 1989-Nov. 7, 1999

FIELD GOALS

Most Field Goals Attempted, Season
 Second Place 39 2007
 First Place 40 1969

Most Field Goals Attempted, Game
 New Record 8 @ Houston, 10/21/07
 Old Record 6 four times, last vs. Atlanta, 12/5/93

Most Field Goals Attempted, Both Teams, Game
 Third Place (tied) 8 Tennessee 8, Houston 0, @ Houston, 10/21/07
 First Place 10 Buffalo 7, Oilers 3, @ Houston, 12/5/65

Most Field Goals Made, Season
 Second Place 35 2007
 First Place 36 1998

Most Field Goals Made, Game
 New Record 8 @ Houston, 10/21/07
 Old Record 5 vs. Miami, 9/28/69; @ Philadelphia, 12/3/00

Most Field Goals Made, Both Teams, Game
 New Record (tied) 8 Tennessee 8, Houston 0, @ Houston, 10/21/07
 Old Record 8 Tennessee 3, Buffalo 5, @ Buffalo, 12/24/06

TEAM RUSHING

Most Yards Gained Rushing, Game
 Second Place 282 @ Jacksonville, 9/9/07
 First Place 296 vs. Kansas City, 11/27/77

Fewest Touchdowns Rushing, Game
 Current Record (tied) 0 many times, last @ Kansas City, 12/16/07

TEAM PASSING

Fewest Touchdowns Passing, Season
 New Record 9 2007
 Old Record 10 1972

Fewest Touchdowns Passing, Game
 Current Record (tied) 0 many times, last @ Indianapolis, 12/30/07

DEFENSE

Most Total Plays Allowed, Game
 First Place 91 @ Philadelphia, 11/19/06 (corrected)

Fewest Attempts Allowed, Rushing, Game
 New Record 10 @ Indianapolis, 12/30/07
 Old Record 11 vs. Miami, 10/1/89

Most Completions Allowed, Season
 New Record 349 2007
 Old Record 339 2002



HOW THE 2007 TITANS WERE BUILT

YEAR	DRAFTEES (33)	FREE AGENTS (26)	TRADES/WAIVERS (5)
2007	DB Michael Griffin (1) RB Chris Henry (2) WR Paul Williams (3) G/C Leroy Harris (4a) WR Chris Davis (4b) ** DT Antonio Johnson (5) ** DE Jacob Ford (6b) T Mike Otto (7)	CB Nick Harper (UFA-IND) ** LB Ryan Fowler (RFA-DAL) WR Justin Gage (UFA-CHI) CB Kelly Herndon (FA) WR Eric Moulds (FA) FB/LS Jeremy Cain (FA) LB Rich Scanlon (FA) WR Mike Williams (FA) DT Kevin Vickerson (FA) WR Biren Ealy (FA) LB Colin Allred (FA) LB Jorge Cordova (FA) CB Chidi Iwuoma (FA) TE Jamie Petrowski (FA)	LB Gilbert Gardner (W-IND) DE Bryce Fisher (T-SEA)
2006	QB Vince Young (1) RB LenDale White (2) S Calvin Lowry (4a) LB Stephen Tulloch (4b) CB Cortland Finnegan (7a)	FB Ahmard Hall (FA) QB Kerry Collins (UFA-OAK) LB David Thornton (UFA-IND) *** WR David Givens (UFA-NE) C Kevin Mawae (UFA-NYJ) ** S Chris Hope (UFA-PIT) DT Tony Brown (FA) DE Sean Conover (FA)	TE Casey Cramer (W-CAR) ** DB Eric King (W-BUF) TE Ben Hartsock (W-IND)
2005	* CB Pacman Jones (1) T Michael Roos (2) ** WR Brandon Jones (3b) S Vincent Fuller (4a) T David Stewart (4b) ** WR Roydell Williams (4c) T Daniel Loper (5b) ** TE Bo Scaife (6) CB Reynaldo Hill (7)	DE Kyle Vanden Bosch (UFA-AZ) K Rob Bironas (FA)	
2004	TE Ben Troupe (2a) DE Travis LaBoy (2b) DE Antwan Odom (2c) DT Randy Starks (3a) G/T Jacob Bell (5a) C/G Eugene Amano (7b)		
2003	RB Chris Brown (3) S Donnie Nickey (5)	** LS/LB Ken Amato (FA)	
2002	DT Albert Haynesworth (1)		
2000	LB Keith Bulluck (1)		
1998	G Benji Olson (5)	P Craig Hentrich (UFA-GB)	

* Reserve/Suspended

** Reserve/Injured

*** Reserve/PUP

As of January 7, 2008

2007 TENNESSEE TITANS REGULAR SEASON STATISTICS

Won 10, Lost 6

09/09/2007	W	13-10	at Jacksonville	65,437*
09/16/2007	L	20-22	Indianapolis	69,143*
09/24/2007	W	31-14	at New Orleans	70,002*
10/07/2007	W	20-13	Atlanta	69,143*
10/14/2007	L	10-13	at Tampa Bay	65,347*
10/21/2007	W	38-36	at Houston	70,734*
10/28/2007	W	13-9	Oakland	69,143*
11/04/2007	W	20-7	Carolina	69,143*
11/11/2007	L	13-28	Jacksonville	69,143*
11/19/2007	L	20-34	at Denver	76,590*
11/25/2007	L	6-35	at Cincinnati	65,489*
12/02/2007	W	28-20	Houston	69,143*
12/09/2007	L	17-23 OT	San Diego	69,143*
12/16/2007	W	26-17	at Kansas City	74,976*
12/23/2007	W	10-6	New York Jets	69,143*
12/30/2007	W	16-10	at Indianapolis	57,202*

* Sellout

	Tennessee	Opponent
TOTAL FIRST DOWNS	306	268
Rushing	118	80
Passing	171	165
Penalty	17	23
3rd Down: Made/Att	89/217	97/230
3rd Down Pct.	41.0%	42.2%
4th Down: Made/Att	2/11	8/16
4th Down Pct.	18.2%	50.0%
POSSESSION AVG.	31:38	28:22
TOTAL NET YARDS	4987	4665
Avg. Per Game	311.7	291.6
Total Plays	1037	978
Avg. Per Play	4.8	4.8
NET YARDS RUSHING	2109	1478
Avg. Per Game	131.8	92.4
Total Rushes	543	369
NET YARDS PASSING	2878	3187
Avg. Per Game	179.9	199.2
Sacked/Yards Lost	30/199	40/241
Gross Yards	3077	3428
Attempts/Completions	464/288	569/349
Completion Pct.	62.1%	61.3%
Had Intercepted	17	22
PUNTS/AVERAGE	73/41.9	81/44.6
NET PUNTING AVG.	36.5	37.6
PENALTIES/YARDS	101/773	90/745
FUMBLES/BALL LOST	32/17	26/12
TOUCHDOWNS	28	35
Rushing	17	11
Passing	9	21
Returns	2	3

SCORE BY PERIODS	Q1	Q2	Q3	Q4	OT	Pts
Team	59	64	98	80	0	301
Opponents	65	78	64	84	6	297

SCORING	TD	Ru	Pa	Rt	PAT	FG	2Pt	Pts
R.Bironas	0	0	0	0	28/28	35/39	0	133
L.White	7	7	0	0	0/0	0/0	0	42
C.Brown	5	5	0	0	0/0	0/0	0	30
R.Williams	4	0	4	0	0/0	0/0	0	24
V.Young	3	3	0	0	0/0	0/0	0	18
C.Henry	2	2	0	0	0/0	0/0	0	12
B.Jones	2	0	2	0	0/0	0/0	0	12
V.Fuller	2	0	0	2a	0/0	0/0	0	12
J.Gage	2	0	2	0	0/0	0/0	0	12
B.Scaife	1	0	1	0	0/0	0/0	0	6
Team	28	17	9	2	28/28	35/39	0	301
Opponents	35	11	21	3	31/33	18/25	1	297

2-Pt. Conversions: Team 0/ 0, Opponents: 1/ 1

a - 61 yd. interception return for touchdown at N0 9/24/07; 76 yd. interception return for touchdown vs. ATL 10/7/07

Sacks: K.Vanden Bosch 12.0, A.Odom 8.0, A.Haynesworth 6.0, T.LaBoy 6.0, T.Brown 4.0, D.Thornton 1.0, V.Fuller 1.0, C.Finnegan 1.0, D.Nickey 1.0 **Team: 40.0**, **Opponents: 30.0**

RUSHING	No.	Yds	Avg	Long	TD
L.White	303	1110	3.7	28	7
C.Brown	102	462	4.5	42	5
V.Young	93	395	4.2	21	3
C.Henry	31	119	3.8	24t	2
B.Jones	2	37	18.5	19	0
C.Davis	2	19	9.5	14	0
A.Hall	1	8	8.0	8	0
C.Barclay	1	3	3.0	3	0
B.Troupe	1	-1	-1.0	-1	0
K.Collins	3	-3	-1.0	-1	0
C.Henrich	1	-8	-8.0	-8	0
J.Bell	1	-15	-15.0	-15	0
R.Williams	2	-17	-8.5	-6	0
Team	543	2109	3.9	42	17
Opponents	369	1478	4.0	62t	11

RECEIVING	No.	Yds	Avg	Long	TD
J.Gage	55	750	13.6	73	2
R.Williams	55	719	13.1	48	4
B.Scaife	46	421	9.2	26	1
E.Moulds	32	342	10.7	46	0
B.Jones	21	248	11.8	35t	2
L.White	20	114	5.7	15	0
C.Brown	19	128	6.7	16	0
B.Hartsock	12	138	11.5	27	0
A.Hall	9	60	6.7	11	0
C.Henry	6	53	8.8	18	0
B.Troupe	5	47	9.4	13	0
C.Davis	5	38	7.6	13	0
C.Barclay	2	13	6.5	7	0
B.Ealy	1	6	6.0	6	0
Team	288	3077	10.7	73	9
Opponents	349	3428	9.8	69t	21

INTERCEPTIONS	No.	Yds	Avg	Long	TD
K.Bulluck	5	63	12.6	35	0
N.Harper	3	62	20.7	32	0
M.Griffin	3	3	1.0	3	0
V.Fuller	2	137	68.5	76t	2
C.Hope	2	45	22.5	45	0
C.Lowry	2	18	9.0	17	0
D.Thornton	2	16	8.0	11	0
C.Finnegan	1	14	14.0	14	0
R.Hill	1	0	0.0	0	0
T.LaBoy	1	0	0.0	0	0
Team	22	358	16.3	76t	2
Opponents	17	116	6.8	23	0

PUNTING	No	Yds	Avg	Net	TB	In	Lg	B
C.Henrich	70	2939	42.0	36.5	6	24	66	0
J.Miller	3	121	40.3	37.0	0	1	52	0
Team	73	3060	41.9	36.5	6	25	66	0
Opponents	81	3615	44.6	37.6	10	23	70	0

PUNT RETURNS	Ret	FC	Yds	Avg	Long	TD
C.Davis	31	12	293	9.5	39	0
B.Jones	6	0	29	4.8	13	0
C.Barclay	3	1	34	11.3	19	0
C.Finnegan	2	3	11	5.5	9	0
Team	42	16	367	8.7	39	0
Opponents	31	16	274	8.8	80t	1

KICKOFF RETURNS	No.	Yds	Avg	Long	TD
M.Griffin	18	422	23.4	48	0
C.Barclay	14	304	21.7	37	0
C.Henry	13	272	20.9	46	0
C.Davis	2	37	18.5	19	0
B.Troupe	2	21	10.5	12	0
C.Lowry	1	15	15.0	15	0
B.Hartsock	1	14	14.0	14	0
C.Cramer	1	13	13.0	13	0
Team	52	1098	21.1	48	0
Opponents	58	1404	24.2	76	0

FIELD GOALS	1-19	20-29	30-39	40-49	50+
R.Bironas	0/0	10/12	12/12	9/10	4/5
Team	0/0	10/12	12/12	9/10	4/5
Opponents	0/0	7/8	5/6	3/5	3/6

Bironas/Titans: (20G, 31G)(30G, 36G)(33G, 27N)(30G, 40G, 47N)(48G) (52G, 25G, 21G, 30G, 28G, 43G, 29G, 29G)(35G, 23G)(47G, 53G)(36G, 49G)(56G, 37G)(28G, 23G)(53N)(44G, 29N)(37G, 37G, 40G, 25G)(46G)(40G, 54G, 33G)

Opponents: (22G)(22G, 39G, 20G, 36N)(32G, 53N, 28G, 48N, 50N) (23G, 43G)(50G, 43G, 54G)(40N)(21G, 39G)(26N)(45G, 50G)(20G)(36G)(51N)(37G)

Fumbles Lost: L.White 5, Ch.Davis 3, V.Young 3, B.Scaife 2, K.Collins 1, K.Mawae 1, C.Brown 1, J.Bell 1 **Total: 17**

Opponent Fumble Recoveries: R.Scanlon 2, R.Starks 1, T.LaBoy 1, V.Fuller 1, R.Hill 1, K.Bulluck 1, N.Harper 1, C.Hope 1, D.Thornton 1, J.Gage 1, D.Nickey 1 **Total: 12**

PASSING	Att	Cmp	Yds	Cmp%	Yds/Att	TD	TD%	Int	Int%	Long	Sack	Lost	Rating
V.Young	382	238	2546	62.3%	6.7	9	2.4%	17	4.5%	73	25/	157	71.1
K.Collins	82	50	531	61.0%	6.5	0	0.0%	0	0.0%	46	5/	42	79.9
Team	464	288	3077	62.1%	6.6	9	1.9%	17	3.7%	73	30/	199	72.6
Opponents	569	349	3428	61.3%	6.0	21	3.7%	22	3.9%	69t	40/	241	74.5

2007 TENNESSEE TITANS DEFENSIVE STATISTICS

PLAYER	Tackles			Sk	Yds	QBP	TkL	Int	Yds	TD	PD	FF	FR	Yds
	Tot	Solo	Asst											
Thornton, David	140	97	43	1.0	7	1	9	2	16	0	6	1	1	0
Vanden Bosch, Kyle	115	65	50	12.0	71	24	6	0	0	0	2	4	0	0
Bulluck, Keith	109	75	34	0.0	0	1	4	5	63	0	7	1	1	0
Finnegan, Cortland	109	84	25	1.0	7	1	1	1	14	0	16	0	0	0
Brown, Tony	83	46	37	4.0	30	22	4	0	0	0	5	1	0	0
Harper, Nick	80	75	5	0.0	0	0	3	3	62	0	14	1	1	0
Fowler, Ryan	73	42	31	0.0	0	0	3	0	0	0	2	0	0	0
Haynesworth, Albert	69	41	28	6.0	34	23	6	0	0	0	3	0	0	0
Hope, Chris	60	39	21	0.0	0	2	1	2	45	0	4	0	1	0
Lowry, Calvin	61	41	20	0.0	0	0	0	2	18	0	10	0	0	0
Griffin, Michael	49	34	15	0.0	0	0	1	3	3	0	8	1	0	0
Odom, Antwan	44	24	20	8.0	52	29	3	0	0	0	7	1	0	0
Starks, Randy	39	21	18	0.0	0	5	3	0	0	0	0	0	1	0
Tulloch, Stephen	36	28	8	0.0	0	0	1	0	0	0	0	0	0	0
Fuller, Vincent	35	27	8	1.0	7	3	2	2	137	2	4	0	0	0
LaBoy, Travis	20	15	5	6.0	32	9	2	1	0	0	2	4	1	0
Hill, Reynaldo	14	13	1	0.0	0	0	0	1	0	0	2	0	0	0
Fisher, Bryce	9	5	4	0.0	0	2	1	0	0	0	0	0	0	0
Veal, Demetris	8	4	4	0.0	0	0	0	0	0	0	0	0	0	0
King, Eric	7	5	2	0.0	0	0	1	0	0	0	0	0	0	0
Conover, Sean	4	2	2	0.0	0	0	0	0	0	0	0	0	0	0
Herndon, Kelly	3	3	0	0.0	0	0	0	0	0	0	0	0	0	0
Vickerson, Kevin	3	2	1	0.0	0	1	0	0	0	0	0	0	0	0
Gardner, Gilbert	1	1	0	0.0	0	0	0	0	0	0	0	0	0	0
Nickey, Donnie	1	1	0	1.0	1	0	0	0	0	0	0	0	0	0
Simon, Corey	1	0	1	0.0	0	1	0	0	0	0	0	0	0	0
Amato, Ken	0	0	0	0.0	0	0	0	0	0	0	0	0	0	0
Mahelona, Jesse	0	0	0	0.0	0	0	0	0	0	0	0	0	0	0
Woods, LeVar	0	0	0	0.0	0	0	0	0	0	0	0	0	0	0
TEAM TOTALS:	1,173	790	383	40.0	241	124	51	22	358	2	92	14	6	0

SPECIAL TEAMS STATISTICS

PLAYER	Tackles			FF	FR	Blocks		
	Tot	Solo	Asst			PAT	FG	PUNT
Griffin, Michael	16	11	5	0	0	0	0	0
Gardner, Gilbert	15	11	4	0	0	0	0	0
King, Eric	11	9	2	0	0	0	0	0
Tulloch, Stephen	11	6	5	0	0	0	0	0
Hill, Reynaldo	9	6	3	0	1	0	0	0
Nickey, Donnie	8	6	2	0	1	0	0	0
Scanlon, Rich	7	6	1	0	2	0	0	0
Troupe, Ben	6	2	4	0	0	0	0	0
Hall, Ahmard	5	5	0	0	0	0	0	0
Woods, LeVar	5	4	1	0	0	0	0	0
Fuller, Vincent	5	3	2	0	1	0	0	0
Cramer, Casey	4	3	1	0	0	0	0	0
Ealy, Biren	4	3	1	0	0	0	0	0
Finnegan, Cortland	4	3	1	0	0	0	0	0
Allred, Colin	4	2	2	0	0	0	0	0
Lowry, Calvin	4	2	2	0	0	0	0	0
Bironas, Rob	3	3	0	0	0	0	0	0
Amato, Ken	3	2	1	0	0	0	0	0
Cain, Jeremy	3	1	2	0	0	0	0	0
Davis, Chris	2	2	0	0	2	0	0	0
Iwuoma, Chidi	2	2	0	0	0	0	0	0
Fowler, Ryan	2	1	1	0	0	0	0	0
Gage, Justin	1	1	0	0	0	0	0	0
Hartsock, Ben	1	1	0	0	0	0	0	0
Hentrich, Craig	1	1	0	0	0	0	0	0
Barclay, Chris	1	0	1	0	0	0	0	0
Cordova, Jorge	1	0	1	0	0	0	0	0
Odom, Antwan	0	0	0	0	0	1	0	0
Vanden Bosch, Kyle	0	0	0	0	0	1	0	0
TEAM TOTALS:	138	96	42	0	7	2	0	0

MISCELLANEOUS STATISTICS

PLAYER	Tackles			FF	FR
	Tot	Solo	Asst		
Brown, Chris	3	3	0	0	0
Gage, Justin	3	3	0	0	2
White, LenDale	3	3	0	1	0
Williams, Roydell	3	3	0	0	2
Mawae, Kevin	2	2	0	0	0
Roos, Michael	2	2	0	0	0
Ealy, Biren	1	1	0	0	0
Henry, Chris	1	1	0	0	0
Moulds, Eric	1	1	0	0	0
Olson, Benji	1	1	0	0	0
Scaife, Bo	1	1	0	0	0
Stewart, David	1	1	0	0	0
Young, Vince	1	1	0	0	7
Amano, Eugene	0	0	0	0	1
TEAM TOTALS:	20	20	0	1	12

Legend:

Sk	Sacks	PD	Passes Defensed
Tot	Total Tackles	TD	Interception Returns for Touchdown
Solo	Unassisted Tackles	Int	Interceptions
QBP	Quarterback Pressure	FR	Fumble Recovery
Yds	Yards Lost on Sack	FF	Forced Fumble
Asst	Assisted Tackles	Yds	Interception Return Yards
TkL	Tackles for Loss	SpT	Special Teams Tackles

2007 TENNESSEE TITANS POSTSEASON STATISTICS

Won 0, Lost 1

01/06/2008 L 6-17 at San Diego 65,640*
 * Sellout

	<u>Tennessee</u>	<u>Opponent</u>
TOTAL FIRST DOWNS	15	17
Rushing	6	5
Passing	9	11
Penalty	0	1
3rd Down: Made/Att	9/16	8/15
3rd Down Pct.	56.3%	53.3%
4th Down: Made/Att	0/0	1/1
4th Down Pct.	0.0	100.0%
POSSESSION AVG.	27:41	32:19
TOTAL NET YARDS	248	350
Avg. Per Game	248.0	350.0
Total Plays	62	63
Avg. Per Play	4.0	5.6
NET YARDS RUSHING	119	68
Avg. Per Game	119.0	68.0
Total Rushes	30	32
NET YARDS PASSING	129	282
Avg. Per Game	129.0	282.0
Sacked/Yards Lost	3/9	1/10
Gross Yards	138	292
Attempts/Completions	29/16	30/19
Completion Pct.	55.2%	63.3%
Had Intercepted	1	1
PUNTS/AVERAGE	5/39.6	4/40.8
NET PUNTING AVG.	37.2	37.0
PENALTIES/YARDS	6/38	5/53
FUMBLES/BALL LOST	1/1	1/0
TOUCHDOWNS	0	2
Rushing	0	1
Passing	0	1
Returns	0	0

<u>SCORE BY PERIODS</u>	<u>Q1</u>	<u>Q2</u>	<u>Q3</u>	<u>Q4</u>	<u>OT</u>	<u>Pts</u>
Team	3	3	0	0	0	6
Opponents	0	0	10	7	0	17

<u>SCORING</u>	<u>TD</u>	<u>Ru</u>	<u>Pa</u>	<u>Rt</u>	<u>PAT</u>	<u>FG</u>	<u>2Pt</u>	<u>Pts</u>
R.Bironas	0	0	0	0	0/0	2/3	0	6
Team	0	0	0	0	0/0	2/3	0	6
Opponents	2	1	1	0	2/2	1/2	0	17

2-Pt. Conversions: Team 0/0, Opponents: 0/0
 Sacks: C.Finnegan 1.0 **Team: 1.0, Opponents: 3.0**

<u>RUSHING</u>	<u>No.</u>	<u>Yds</u>	<u>Avg</u>	<u>Long</u>	<u>TD</u>
L.White	19	69	3.6	13	0
A.Hall	3	14	4.7	11	0
C.Brown	4	13	3.3	5	0
V.Young	2	12	6.0	9	0
C.Davis	1	11	11.0	11	0
C.Henry	1	0	0.0	0	0
Team	30	119	4.0	13	0
Opponents	32	68	2.1	12	1

<u>RECEIVING</u>	<u>No.</u>	<u>Yds</u>	<u>Avg</u>	<u>Long</u>	<u>TD</u>
B.Troupe	3	44	14.7	26	0
E.Moulds	3	18	6.0	10	0
B.Hartssock	3	16	5.3	6	0
B.Ealy	2	17	8.5	9	0
C.Davis	2	11	5.5	7	0
J.Gage	1	19	19.0	19	0
A.Hall	1	16	16.0	16	0
L.White	1	-3	-3.0	-3	0
Team	16	138	8.6	26	0
Opponents	19	292	15.4	39	1

<u>INTERCEPTIONS</u>	<u>No.</u>	<u>Yds</u>	<u>Avg</u>	<u>Long</u>	<u>TD</u>
C.Finnegan	1	0	0.0	0	0
Team	1	0	0.0	0	0
Opponents	1	10	10.0	10	0

<u>PUNTING</u>	<u>No</u>	<u>Yds</u>	<u>Avg</u>	<u>Net</u>	<u>TB</u>	<u>In</u>	<u>Lg</u>	<u>B</u>
C.Hentrich	5	198	39.6	37.2	0	0	43	0
Team	5	198	39.6	37.2	0	0	43	0
Opponents	4	163	40.8	37.0	0	2	54	0

<u>PUNT RETURNS</u>	<u>Ret</u>	<u>FC</u>	<u>Yds</u>	<u>Avg</u>	<u>Long</u>	<u>TD</u>
C.Davis	2	1	15	7.5	8	0
Team	2	1	15	7.5	8	0
Opponents	2	2	12	6.0	10	0

<u>KICKOFF RETURNS</u>	<u>No.</u>	<u>Yds</u>	<u>Avg</u>	<u>Long</u>	<u>TD</u>
C.Henry	4	71	17.8	21	0
Team	4	71	17.8	21	0
Opponents	2	40	20.0	22	0

<u>FIELD GOALS</u>	<u>1-19</u>	<u>20-29</u>	<u>30-39</u>	<u>40-49</u>	<u>50+</u>
R.Bironas	0/0	0/0	1/2	1/1	0/0
Team	0/0	0/0	1/2	1/1	0/0
Opponents	0/0	1/1	0/0	0/1	0/0

Bironas/Titans: (30G, 44G, 38N)
 Opponents: (45N, 20G)
 Fumbles Lost: C.Brown 1 **Total: 1**
 Opponent Fumble Recoveries: None **Total: 0**

<u>PASSING</u>	<u>Att</u>	<u>Cmp</u>	<u>Yds</u>	<u>Cmp%</u>	<u>Yds/Att</u>	<u>TD</u>	<u>TD%</u>	<u>Int</u>	<u>Int%</u>	<u>Long</u>	<u>Sack</u>	<u>Lost</u>	<u>Rating</u>
V.Young	29	16	138	55.2%	4.8	0	0.0%	1	3.4%	26	3/	9	53.5
Team	29	16	138	55.2%	4.8	0	0.0%	1	3.4%	26	3/	9	53.5
Opponents	30	19	292	63.3%	9.7	1	3.3%	1	3.3%	39	1/	10	92.7

2007 TENNESSEE TITANS POSTSEASON DEFENSIVE STATISTICS

PLAYER	Tackles			Sk	Yds	QBP	TkL	Int	Yds	TD	PD	FF	FR	Yds
	Tot	Solo	Asst											
Bulluck, Keith	10	8	2	0.0	0	0	1	0	0	0	0	0	0	0
Finnegan, Cortland	9	7	2	1.0	10	0	0	1	0	0	1	1	0	0
Thornton, David	9	7	2	0.0	0	0	0	0	0	0	1	0	0	0
Tulloch, Stephen	9	7	2	0.0	0	1	2	0	0	0	0	0	0	0
Griffin, Michael	7	6	1	0.0	0	0	1	0	0	0	1	0	0	0
Haynesworth, Albert	6	5	1	0.0	0	0	0	0	0	0	0	0	0	0
Vanden Bosch, Kyle	6	2	4	0.0	0	2	0	0	0	0	0	0	0	0
Brown, Tony	5	4	1	0.0	0	1	1	0	0	0	0	0	0	0
Lowry, Calvin	4	3	1	0.0	0	0	0	0	0	0	0	0	0	0
Odom, Antwan	3	3	0	0.0	0	2	0	0	0	0	0	0	0	0
Harper, Nick	3	0	3	0.0	0	0	0	0	0	0	1	0	0	0
Fuller, Vincent	2	2	0	0.0	0	0	0	0	0	0	0	0	0	0
Starks, Randy	2	1	1	0.0	0	2	0	0	0	0	0	0	0	0
Allred, Colin	1	0	1	0.0	0	0	0	0	0	0	0	0	0	0
LaBoy, Travis	0	0	0	0.0	0	1	0	0	0	0	0	0	0	0
TEAM TOTALS:	76	55	21	1.0	10	9	5	1	0	0	4	1	0	0

SPECIAL TEAMS STATISTICS

PLAYER	Tackles			FF	FR	Blocks		
	Tot	Solo	Asst			PAT	FG	PUNT
Nickey, Donnie	2	1	1	0	0	0	0	0
Scanlon, Rich	2	1	1	0	0	0	0	0
Ealy, Biren	1	1	0	0	0	0	0	0
Gardner, Gilbert	1	1	0	0	0	0	0	0
TEAM TOTALS:	6	4	2	0	0	0	0	0

MISCELLANEOUS STATISTICS

PLAYER	Tackles			FF	FR
	Tot	Solo	Asst		
Loper, Daniel	1	1	0	0	0
Stewart, David	1	1	0	0	0
TEAM TOTALS:	2	2	0	0	0

Legend:

Sk	Sacks	PD	Passes Defensed
Tot	Total Tackles	TD	Interception Returns for Touchdown
Solo	Unassisted Tackles	Int	Interceptions
QBP	Quarterback Pressure	FR	Fumble Recovery
Yds	Yards Lost on Sack	FF	Forced Fumble
Asst	Assisted Tackles	Yds	Interception Return Yards
TkL	Tackles for Loss	SpT	Special Teams Tackles

2007 TENNESSEE TITANS PRESEASON STATISTICS

Won 3, Lost 1

8/11/2007	L	6-14	Washington Redskins	69,143*
8/17/2007	W	27-24	at New England Patriots	68,756*
8/24/2007	W	28-17	at Buffalo Bills	70,049*
8/30/2007	W	30-14	Green Bay	69,143*

* Sellout

	<u>Tennessee</u>	<u>Opponent</u>
TOTAL FIRST DOWNS	73	65
Rushing	27	18
Passing	44	38
Penalty	2	9
3rd Down: Made/Att	23/61	28/62
3rd Down Pct.	37.7%	45.2%
4th Down: Made/Att	3/6	1/4
4th Down Pct.	50.0%	25.0%
POSSESSION AVG.	30:41	29:20
TOTAL NET YARDS	1346	1137
Avg. Per Game	336.5	284.3
Total Plays	265	251
Avg. Per Play	5.1	4.5
NET YARDS RUSHING	499	303
Avg. Per Game	124.8	75.8
Total Rushes	127	108
NET YARDS PASSING	847	834
Avg. Per Game	211.8	208.5
Sacked/Yards Lost	6/43	12/89
Gross Yards	890	923
Attempts/Completions	132/79	131/72
Completion Pct.	59.8%	55.0%
Had Intercepted	0	5
PUNTS/AVERAGE	21/44.7	20/48.8
NET PUNTING AVG.	38.0	38.1
PENALTIES/YARDS	32/253	23/184
FUMBLES/BALL LOST	6/3	7/2
TOUCHDOWNS	10	9
Rushing	3	4
Passing	5	3
Returns	2	2

<u>SCORE BY PERIODS</u>	<u>Q1</u>	<u>Q2</u>	<u>Q3</u>	<u>Q4</u>	<u>OT</u>	<u>Pts</u>
Team	10	28	37	16	0	91
Opponents	21	13	7	28	0	69

<u>SCORING</u>	<u>TD</u>	<u>Ru</u>	<u>Pa</u>	<u>Rt</u>	<u>PAT</u>	<u>FG</u>	<u>2Pt</u>	<u>Pts</u>
R.Bironas	0	0	0	0	7/7	4/5	0	19
V.Young	2	2	0	0	0/0	0/0	0	12
J.Vaughn	0	0	0	0	3/3	3/5	0	12
C.Davis	1	0	0	1b	0/0	0/0	0	6
C.Finnegan	1	0	0	1a	0/0	0/0	0	6
B.Ealy	1	0	1	0	0/0	0/0	0	6
J.Gage	1	0	1	0	0/0	0/0	0	6
B.Jones	1	0	1	0	0/0	0/0	0	6
R.Williams	1	0	1	0	0/0	0/0	0	6
B.Scaife	1	0	1	0	0/0	0/0	0	6
D.Moore	1	1	0	0	0/0	0/0	0	6
Team	10	3	5	2	10/10	7/10	0	91
Opponents	9	4	3	2	9/9	2/6	0	69

2-Pt. Conversions: Team 0/ 0, Opponents: 0/ 0

Sacks: A.Odom 2.0, K.Vanden Bosch 2.0, U.Winkler 1.0, B.Scott 1.0, T.Brown 1.0, V.Fuller 1.0, S.Conover 1.0, C.Lowry 1.0, J.Mahelona 1.0, S.Toone 0.5, J.McElveen 0.5 **Team: 12.0, Opponents: 6.0**

a - 51 yd. interception return for touchdown at NE 8/17/07
 b - 70 yd. punt return for touchdown vs. GB 8/30/07

<u>RUSHING</u>	<u>No.</u>	<u>Yds</u>	<u>Avg</u>	<u>Long</u>	<u>TD</u>
C.Brown	32	170	5.3	19	0
L.White	32	121	3.8	21	0
C.Henry	27	79	2.9	10	0
D.Moore	9	40	4.4	18	1
Q.Ganter	9	25	2.8	7	0
V.Young	8	25	3.1	9	2
C.Davis	1	18	18.0	18	0
K.Collins	2	11	5.5	11	0
B.Scaife	1	7	7.0	7	0
T.Rattay	6	3	0.5	6	0
Team	127	499	3.9	21	3
Opponents	108	303	2.8	18	4

<u>RECEIVING</u>	<u>No.</u>	<u>Yds</u>	<u>Avg</u>	<u>Long</u>	<u>TD</u>
B.Scaife	10	123	12.3	44	1
J.Gage	8	94	11.8	25	1
B.Jones	8	86	10.8	20	1
C.Roby	6	65	10.8	22	0
R.Williams	5	83	16.6	30	1
L.White	5	52	10.4	19	0
C.Brown	5	37	7.4	18	0
E.Moulds	5	32	6.4	17	0
C.Henry	4	31	7.8	18	0
C.Cramer	3	71	23.7	28	0
C.Davis	3	40	13.3	21	0
B.Ealy	2	67	33.5	40t	1
Q.Ganter	2	18	9.0	10	0
P.Williams	2	18	9.0	14	0
C.Wallace	2	16	8.0	9	0
J.Evans	2	8	4.0	5	0
A.Hall	2	3	1.5	5	0
J.Petrowski	1	11	11.0	11	0
B.Troupe	1	11	11.0	11	0
B.Hartssock	1	11	11.0	11	0
D.Moore	1	8	8.0	8	0
J.Filani	1	5	5.0	5	0
Team	79	890	11.3	44	5
Opponents	72	923	12.8	64t	3

<u>INTERCEPTIONS</u>	<u>No.</u>	<u>Yds</u>	<u>Avg</u>	<u>Long</u>	<u>TD</u>
L.Thompson	2	7	3.5	7	0
M.Griffin	2	0	0.0	0	0
C.Finnegan	1	51	51.0	51t	1
Team	5	58	11.6	51t	1

<u>PUNTING</u>	<u>No</u>	<u>Yds</u>	<u>Avg</u>	<u>Net</u>	<u>TB</u>	<u>In</u>	<u>Lg</u>	<u>B</u>
C.Hentrich	14	623	44.5	39.6	2	4	56	0
G.Pakulak	7	316	45.1	35.0	3	2	57	0
Team	21	939	44.7	38.0	5	6	57	0
Opponents	20	975	48.8	38.1	3	7	70	0

<u>PUNT RETURNS</u>	<u>Ret</u>	<u>FC</u>	<u>Yds</u>	<u>Avg</u>	<u>Long</u>	<u>TD</u>
C.Finnegan	7	0	53	7.6	37	0
C.Davis	5	1	100	20.0	70t	1
Team	12	1	153	12.8	70t	1
Opponents	12	2	40	3.3	9	0

<u>KICKOFF RETURNS</u>	<u>No.</u>	<u>Yds</u>	<u>Avg</u>	<u>Long</u>	<u>TD</u>
D.Moore	4	90	22.5	29	0
C.Roby	3	66	22.0	24	0
M.Griffin	2	58	29.0	40	0
C.Henry	2	48	24.0	26	0
Team	11	262	23.8	40	0
Opponents	16	387	24.2	44	0

<u>FIELD GOALS</u>	<u>1-19</u>	<u>20-29</u>	<u>30-39</u>	<u>40-49</u>	<u>50+</u>
R.Bironas	0/0	0/0	1/2	2/2	1/1
J.Vaughn	0/0	1/2	2/3	0/0	0/0
Team	0/0	1/2	3/5	2/2	1/1
Opponents	0/0	1/1	1/2	0/2	0/1

Vaughn: (27N, 39G) (31G, 22G) (35N) ()
 Bironas: (41G) () (35N) (51G, 33G, 46G)
 Team: (41G, 27N, 29G) (31G, 22G) (35N, 35N) (51G, 33G, 46G)
 Opponents: (47N) (33N, 32G) (20G, 48N) (52N)
 Fumbles Lost: V.Young 2, L.Harris 1 **Total: 3**
 Opponent Fumble Recoveries: S.Conover 2 **Total: 2**

<u>PASSING</u>	<u>Att</u>	<u>Cmp</u>	<u>Yds</u>	<u>Cmp%</u>	<u>Yds/Att</u>	<u>TD</u>	<u>TD%</u>	<u>Int</u>	<u>Int%</u>	<u>Long</u>	<u>Sack</u>	<u>Lost</u>	<u>Rating</u>
V.Young	52	29	360	55.8%	6.9	2	3.8%	0	0.0%	44	5/	36	90.2
K.Collins	40	26	268	65.0%	6.7	3	7.5%	0	0.0%	40t	0/	0	109.2
T.Rattay	40	24	262	60.0%	6.6	0	0.0%	0	0.0%	27	1/	7	79.4
Team	132	79	890	59.8%	6.7	5	3.8%	0	0.0%	44	6/		

2007 TENNESSEE TITANS PRESEASON DEFENSIVE STATISTICS

PLAYER	Tackles			Sk	Yds	Int	Yds	TD	PD	FF	FR	Yds
	Tot	Solo	Asst									
Tulloch, Stephen	16	13	3	0.0	0	0	0	0	0	0	0	0
Griffin, Michael	14	14	0	0.0	0	2	0	0	3	1	0	0
Bulluck, Keith	13	9	4	0.0	0	0	0	0	0	0	0	0
Vanden Bosch, Kyle	13	9	4	2.0	13	0	0	0	0	1	0	0
Gardner, Gilbert	11	9	2	0.0	0	0	0	0	0	0	0	0
Thornton, David	11	8	3	0.0	0	0	0	0	1	0	0	0
Fowler, Ryan	11	7	4	0.0	0	0	0	0	1	0	0	0
Mahelona, Jesse	9	7	2	1.0	5	0	0	0	0	0	0	0
Lowry, Calvin	9	6	3	1.0	5	0	0	0	0	1	0	0
Finnegan, Cortland	9	5	4	0.0	0	1	51	1	4	0	0	0
Odom, Antwan	8	8	0	2.0	14	0	0	0	1	0	0	0
Scott, Bryan	8	7	1	1.0	10	0	0	0	0	0	0	0
Haynesworth, Albert	8	6	2	0.0	0	0	0	0	0	0	0	0
Brown, Tony	7	5	2	1.0	8	0	0	0	0	1	0	0
Hope, Chris	7	5	2	0.0	0	0	0	0	0	0	0	0
Savage, Josh	7	5	2	0.0	0	0	0	0	0	0	0	0
Toone, Spencer	7	5	2	0.5	4	0	0	0	0	0	0	0
Thompson, Lamont	6	4	2	0.0	0	2	7	0	2	0	0	0
Fuller, Vincent	5	5	0	1.0	8	0	0	0	0	1	0	0
Allred, Colin	5	4	1	0.0	0	0	0	0	0	0	0	0
Sharp, Brandon	5	4	1	0.0	0	0	0	0	0	0	0	0
Conover, Sean	5	3	2	1.0	6	0	0	0	1	0	2	0
King, Eric	4	3	1	0.0	0	0	0	0	2	0	0	0
Starks, Randy	4	2	2	0.0	0	0	0	0	0	0	0	0
Woods, LeVar	4	2	2	0.0	0	0	0	0	0	0	0	0
Nickey, Donnie	3	3	0	0.0	0	0	0	0	1	0	0	0
Smith, Ryan	3	3	0	0.0	0	0	0	0	0	0	0	0
Harper, Nick	3	2	1	0.0	0	0	0	0	2	0	0	0
LaBoy, Travis	3	1	2	0.0	0	0	0	0	0	0	0	0
Hall, Jason	2	2	0	0.0	0	0	0	0	0	0	0	0
Herndon, Kelly	2	2	0	0.0	0	0	0	0	3	0	0	0
Long, Rien	2	2	0	0.0	0	0	0	0	0	0	0	0
Nande, Terna	2	2	0	0.0	0	0	0	0	0	0	0	0
Winkler, Ulrich	2	2	0	1.0	12	0	0	0	0	0	0	0
Ford, Jacob	2	1	1	0.0	0	0	0	0	0	0	0	0
Sape, Lauvale	2	1	1	0.0	0	0	0	0	0	0	0	0
McElveen, Jermaine	2	0	2	0.5	4	0	0	0	0	0	0	0
Hill, Reynaldo	1	1	0	0.0	0	0	0	0	0	0	0	0
Waddell, Michael	1	1	0	0.0	0	0	0	0	0	0	0	0
TEAM TOTALS:	236	178	58	12.0	89	5	58	1	21	5	2	0

SPECIAL TEAMS STATISTICS

PLAYER	Tackles			FF	FR	Blocks		
	Tot	Solo	Asst			PAT	FG	PUNT
Cramer, Casey	5	2	3	0	0	0	0	0
King, Eric	3	3	0	0	0	0	0	0
Conover, Sean	2	2	0	0	0	0	0	0
Griffin, Michael	2	2	0	0	0	0	0	0
Tulloch, Stephen	2	2	0	0	0	0	0	0
Fuller, Vincent	2	1	1	0	0	0	0	0
Allred, Colin	1	1	0	0	0	0	0	0
Filani, Joel	1	1	0	0	0	0	0	0
Gardner, Gilbert	1	1	0	0	0	0	0	0
Hall, Ahmard	1	1	0	0	0	0	0	0
Herndon, Kelly	1	1	0	0	0	0	0	0
Sharp, Brandon	1	1	0	0	0	0	0	0
Vaughn, John	1	1	0	0	0	0	0	0
Waddell, Michael	1	1	0	0	0	0	0	0
Wallace, Cooper	1	1	0	0	0	0	0	0
Woods, LeVar	1	1	0	0	0	0	0	0
Amato, Ken	1	0	1	0	0	0	0	0
Ganther, Quinton	1	0	1	0	0	0	0	0
Nande, Terna	1	0	1	0	0	0	0	0
Nickey, Donnie	1	0	1	0	0	0	0	0
Scott, Bryan	1	0	1	0	0	0	0	0
Toone, Spencer	1	0	1	0	0	0	0	0
Williams, Paul	1	0	1	0	0	0	0	0
TEAM TOTALS:	33	22	11	0	0	0	0	0

MISCELLANEOUS STATISTICS

PLAYER	Tackles			FF	FR
	Tot	Solo	Asst		
Stewart, David	1	0	0	0	0
Collins, Kerry	0	0	0	0	1
Rattay, Tim	0	0	0	0	1
TEAM TOTALS:	1	0	0	0	2

Legend:			
Sk	Sacks	PD	Passes Defensed
Tot	Total Tackles	TD	Interception Returns for Touchdown
Solo	Unassisted Tackles	Int	Interceptions
QB	Quarterback Pressure	FR	Fumble Recovery
Yds	Yards Lost on Sack	FF	Forced Fumble
Asst	Assisted Tackles	Yds	Interception Return Yards
TkL	Tackles for Loss	SpT	Special Teams Tackles



THE LAST TIME, REGULAR SEASON . . .

KICKOFF RETURNED FOR TOUCHDOWN

By Titans—Derrick Mason at Cincinnati (101 yards), 11/18/01
By Opponents—Alvis Whitted, Jacksonville (98 yards), 12/26/99

PUNT RETURNED FOR TOUCHDOWN

By Titans—Pacman Jones vs. New England (81 yards), 12/31/06
By Opponents—Glenn Martinez at Denver (80 yards), 11/19/07

INTERCEPTION RETURNED FOR TOUCHDOWN

By Titans—Vincent Fuller (76 yards) vs. Atlanta, 10/7/07
By Opponents—Scott Starks (55 yards), at Jacksonville, 11/5/06

FUMBLE RETURNED FOR TOUCHDOWN

By Titans—Cortland Finnegan (92 yards) vs. Jacksonville, 12/17/06
By Opponents—DeAngelo Hall (56 yards), vs. Atlanta, 10/7/07

FIELD GOAL BLOCKED

By Titans—Antwan Odom vs. Seattle (Josh Brown), 12/18/05
By Opponents—Trevor Pryce, vs. Baltimore (Rob Bironas), 11/12/06

FIELD GOAL BLOCKED AND RETURNED FOR TD

By Titans—Donald Mitchell (69 yards) at Detroit (Jason Hanson's FG blocked by Henry Ford), 10/21/01
By Opponents—Rob Morris (68 yards), at Indianapolis (Gary Anderson's FG blocked by Montae Reagor), 12/5/04

PUNT BLOCKED

By Titans—Casey Cramer at Washington (Derrick Frost), 10/15/06
By Opponents—Ed Reed, at Baltimore (Craig Hentrich), 11/24/02

PUNT BLOCKED AND RETURN FOR TD

By Titans—Donald Mitchell (26 yards) at Baltimore (Kyle Richardson's punt blocked by Donald Mitchell), 10/7/01
By Opponents—Ed Reed (11 yards), at Baltimore (Craig Hentrich's punt blocked by Ed Reed), 11/24/02

MISSED PAT

By Titans—Rob Bironas (wide right) at Jacksonville, 1/1/06
By Opponents—Mike Nugent (blocked by Antwan Odom), vs. N.Y. Jets, 12/23/07

TWO POINT CONVERSION MADE

By Titans—Vince Young run vs. Dallas, 10/1/06
By Opponents—Andre' Davis pass from Sage Rosenfels at Houston, 10/21/07

TWO POINT CONVERSION FAILED

By Titans—vs. Oakland, 10/30/05
By Opponents—vs. Houston, 10/29/06

SAFETY SCORED

By Titans—Tony Brown and Keith Bulluck sacked Steve McNair out of bounds in end zone vs. Baltimore, 11/12/06
By Opponents—Billy Volek penalty (intentional grounding) in end zone at Oakland, 12/19/04

200 YARDS RUSHING

By Titans—Eddie George vs. Oakland (216 yards), 8/31/97
By Opponents—Corey Dillon, vs. Cincinnati (246 yards), 12/4/97

150 YARDS RUSHING

By Titans—Chris Brown (175 yards) at Jacksonville, 9/9/07
By Opponents—Ricky Williams, at Miami (172 yards), 12/24/05

100 YARDS RUSHING

By Titans—LenDale White (103 yards) vs. N.Y. Jets, 12/23/07
By Opponents—LaDainian Tomlinson (146 yards), vs. San Diego, 12/9/07

400 YARDS PASSING

By Titans—Billy Volek at Oakland (492 yards), 12/19/04
By Opponents—Peyton Manning, at Indianapolis (425 yards), 12/5/04

300 YARDS PASSING

By Titans—Vince Young at Denver (305 yards), 11/19/07
By Opponents—Peyton Manning, vs. Indianapolis (312 yards), 9/16/07

200 YARDS RECEIVING

By Titans—Drew Bennett vs. Kansas City (233 yards), 12/13/04
By Opponents—Don Maynard, N.Y. Jets (212 yards), 10/20/69

150 YARDS RECEIVING

By Titans—Drew Bennett at Oakland (160 yards), 12/19/04
By Opponents—Jerricho Cotchery (152 yards), 12/23/07

100 YARDS RECEIVING

By Titans—Justin Gage at Indianapolis (104 yards), 12/30/07
By Opponents—Jerricho Cotchery (152 yards), 12/23/07

FIVE TOUCHDOWN PASSES

By Titans—Steve McNair vs. Jacksonville, 12/26/99
By Opponents—Kerry Collins, at Oakland, 12/19/04

FOUR TOUCHDOWN PASSES

By Titans—Billy Volek at Oakland, 12/19/04
By Opponents—Sage Rosenfels at Houston, 10/21/07

THREE TOUCHDOWN RECEPTIONS

By Titans—Drew Bennett vs. Kansas City, 12/13/04
By Opponents—Chad Johnson at Cincinnati, 11/25/07

TWO TOUCHDOWN RECEPTIONS

By Titans—Roydell Williams at Kansas City, 12/16/07
By Opponents—Chad Johnson at Cincinnati, 11/25/07

THREE TOUCHDOWNS RUSHING

By Titans—Eddie George at Cleveland, 12/17/00
By Opponents—Corey Dillon (4), Cincinnati, 12/4/97

TWO TOUCHDOWNS RUSHING

By Titans—Travis Henry at Houston, 12/10/06
By Opponents—Reggie Bush, vs. New Orleans, 9/24/07

FOUR FIELD GOALS

By Titans—Rob Bironas (4) at Kansas City, 12/16/07
By Opponents—Rian Lindell (5), at Buffalo, 12/24/06

THREE FIELD GOALS

By Titans—Rob Bironas (3) at Indianapolis (12/30/07)
By Opponents—Sebastian Janikowski, vs. Oakland, 10/28/07

THREE INTERCEPTIONS

By Titans—Keith Bulluck (3) at New Orleans, 9/24/07
By Opponents—Rod Woodson (3), at Oakland, 9/29/02

TWO INTERCEPTIONS

By Titans—Nick Harper at Houston, 10/21/07
By Opponents—Asante Samuel, vs. New England, 12/31/06

THREE SACKS

By Titans—Kyle Vanden Bosch vs. N.Y. Jets, 12/23/07
By Opponents—Warren Sapp, vs. Oakland, 10/30/05

SCORED 50 POINTS

By Titans—Oilers 58, Cleveland 14, 12/9/90
By Opponents—Titans 24, at Indianapolis 51, 12/5/04

SCORED 40 POINTS

By Titans—Titans 48, at Green Bay 27, 10/11/04
By Opponents—New England 40, Titans 23, 12/31/06

WON OVERTIME GAME

By Titans—Titans 26, Houston 20, 12/10/06
By Opponents—San Diego 23, Titans 17, 12/9/07

SHUTOUT

By Titans—Titans 31, Dallas 0, 12/25/00
By Opponents—at Miami 17, Titans 0, 11/7/99

500 TOTAL NET YARDS

By Titans—at Oakland (527 yards), 12/19/04
By Opponents—at Indianapolis (567 yards), 12/5/04

400 TOTAL NET YARDS

By Titans—at Denver (423 yards), 11/19/07
By Opponents—at Cincinnati (426 yards), 11/25/07



THE LAST TIME, PLAYOFFS . . .

KICKOFF RETURNED FOR TOUCHDOWN

By Titans—Derrick Mason, at Jacksonville (80 yards), 1/23/00
By Opponents—Never Happened

PUNT RETURNED FOR TOUCHDOWN

By Titans—Never Happened
By Opponents—Never Happened

INTERCEPTION RETURNED FOR TOUCHDOWN

By Titans—Bubba McDowell, at Buffalo (58 yards), 1/3/93
By Opponents—Will Demps at Baltimore (56 yards), 1/3/04

FUMBLE RETURNED FOR TOUCHDOWN

By Titans—Never Happened
By Opponents—Never Happened

FIELD GOAL BLOCKED

By Titans—Never Happened
By Opponents—Richard Seymour, at New England, 1/10/04

FIELD GOAL BLOCKED AND RETURNED FOR TD

By Titans—Never Happened
By Opponents—Anthony Mitchell, vs. Baltimore (90 yards), 1/7/01

PUNT BLOCKED

By Titans—Chris Coleman, vs. Baltimore (Kyle Richardson, twice), 1/7/01
By Opponents—Jerry Olsavsky, vs. Pittsburgh (Greg Montgomery), 12/31/89

PUNT BLOCKED AND RETURN FOR TD

By Titans—Never Happened
By Opponents—Never Happened

MISSED PAT

By Titans—Never Happened
By Opponents—David Treadwell (Wide Left), at Denver, 1/4/92

TWO POINT CONVERSION MADE

By Titans—Never Happened
By Opponents—Plaxico Burress (pass from Hines Ward) vs. Pittsburgh, 1/11/03

TWO POINT CONVERSION FAILED

By Titans—vs. St. Louis (pass incomplete), 1/30/00
By Opponents—Buffalo (pass incomplete), 1/8/00

SAFETY SCORED

By Titans—Josh Evans and Jason Fisk at Jacksonville (sacked Mark Brunell), 1/23/00
By Opponents—Dan Pastorini ran out of the End Zone at Miami, 12/24/78

200 YARDS RUSHING

By Titans—Never Happened
By Opponents—Never Happened

150 YARDS RUSHING

By Titans—Eddie George, at Indianapolis (162), 1/16/00
By Opponents—Paul Lowe, vs. Los Angeles Chargers (165 yards), 1/1/61

100 YARDS RUSHING

By Titans—Eddie George, at Indianapolis (162 yards), 1/16/00
By Opponents—Fred Taylor, at Jacksonville (110 yards), 1/23/00

400 YARDS PASSING

By Titans—Never Happened
By Opponents—Kurt Warner, vs. St. Louis (414), 1/30/00

300 YARDS PASSING

By Titans—Steve McNair vs. Pittsburgh (338 yards), 1/11/03
By Opponents—Kurt Warner, St. Louis (414 yards), 1/30/00

200 YARDS RECEIVING

By Titans—Never Happened
By Opponents—Never Happened

150 YARDS RECEIVING

By Titans—Never Happened
By Opponents—Isaac Bruce, St. Louis (162 yards), 1/30/00

100 YARDS RECEIVING

By Titans—Frank Wycheck (123 yards) vs. Pittsburgh, 1/11/03
By Opponents—Chris Chambers (121 yards) and Vincent Jackson (114), at San Diego, 1/6/08

FIVE TOUCHDOWN PASSES

By Titans—Never Happened
By Opponents—Daryle Lamonica, at Oakland (6), 12/21/69

FOUR TOUCHDOWN PASSES

By Titans—Warren Moon at Buffalo, 1/3/93
By Opponents—Frank Reich, at Buffalo, 1/3/93

THREE TOUCHDOWN RECEPTIONS

By Titans—Never Happened
By Opponents—Andre Reed, Buffalo, 1/3/93

TWO TOUCHDOWN RECEPTIONS

By Titans—Haywood Jeffires at Buffalo, 1/3/93
By Opponents—Hines Ward, Pittsburgh, 1/11/03

THREE TOUCHDOWNS RUSHING

By Titans—Never Happened
By Opponents—Never Happened

TWO TOUCHDOWNS RUSHING

By Titans—Steve McNair at Oakland, 1/19/03
By Opponents—Antwain Smith, vs. Buffalo, 1/8/00

FOUR FIELD GOALS

By Titans—Al Del Greco, at Indianapolis, 1/16/00
By Opponents—Gary Anderson (OT) vs. Pittsburgh, 12/31/89

THREE FIELD GOALS

By Titans—Al Del Greco (4), at Indianapolis, 1/16/00
By Opponents—Jeff Reed, Pittsburgh, 1/11/03

THREE INTERCEPTIONS

By Titans—Vernon Perry (4*) at San Diego, 12/29/79
By Opponents—Never Happened

TWO INTERCEPTIONS

By Titans—Bubba McDowell vs. N.Y. Jets, 12/29/91
By Opponents—Johnny Robinson, vs. Dallas Texans, 12/23/62

THREE SACKS

By Titans—Andy Dorris vs. Denver, 12/23/79
By Opponents—Willie McGinest, at New England, 1/10/04

SCORED 50 POINTS

By Titans—Never Happened
By Opponents—at Oakland 56, Oilers 7, 12/21/69

SCORED 40 POINTS

By Titans—Never Happened
By Opponents—at Oakland 41, Titans 24, 1/19/03

WON OVERTIME GAME

By Titans—Titans 34, Pittsburgh 31, 1/11/03
By Opponents—at Buffalo 41, Oilers 38, 1/3/93

SHUTOUT

By Titans—Never Happened
By Opponents—Never Happened

500 TOTAL NET YARDS

By Titans—Never Happened
By Opponents—Never Happened

400 TOTAL NET YARDS

By Titans—vs. Pittsburgh (430 yards), 1/11/03
By Opponents—St. Louis (436 yards), 1/30/00



2007 TENNESSEE TITANS UNOFFICIAL DEPTH CHART

OFFENSE

WR	86	Roydell Williams*	81	Brandon Jones*	<u>82</u>	<u>Biren Ealy</u>
					<u>17</u>	<u>Chris Davis</u>
LT	71	Michael Roos	70	Daniel Loper		
LG	60	Jacob Bell	<u>64</u>	<u>Leroy Harris</u>		
C	68	Kevin Mawae	54	Eugene Amano	<u>64</u>	<u>Leroy Harris</u>
RG	75	Benji Olson	54	Eugene Amano	70	Daniel Loper
RT	76	David Stewart	70	Daniel Loper	<u>66</u>	<u>Mike Otto</u>
TE	80	Bo Scaife*	88	Ben Hartsock	84	Ben Troupe
					<u>85</u>	<u>Jamie Petrowski</u>
WR	12	Justin Gage	83	Eric Moulds	18	Mike Williams
					<u>11</u>	<u>Paul Williams</u>
QB	10	Vince Young	5	Kerry Collins		
FB	45	Ahmad Hall	48	Casey Cramer	40	Jeremy Cain
RB	25	LenDale White	29	Chris Brown	<u>42</u>	<u>Chris Henry</u>

DEFENSE

LE	98	Antwan Odom	91	Travis LaBoy		
LT	97	Tony Brown	96	Kevin Vickerson		
RT	92	Albert Haynesworth	90	Randy Starks		
RE	93	Kyle Vanden Bosch	94	Bryce Fisher	77	Sean Conover
LLB	50	David Thornton	57	Rich Scanlon	51	Jorge Cordova
MLB	52	Ryan Fowler*	55	Stephen Tulloch	<u>56</u>	<u>Colin Allred</u>
RLB	53	Keith Bulluck	59	Gilbert Gardner		
LCB	20	Nick Harper	21	Reynaldo Hill	28	Chidi Iwuoma
RCB	31	Cortland Finnegan	30	Eric King*	41	Kelly Herndon
SS	24	Chris Hope*	37	Calvin Lowry	23	Donnie Nickey
FS	<u>33</u>	<u>Michael Griffin</u>	22	Vincent Fuller		

SPECIALISTS

K	2	Rob Bironas	15	Craig Hentrich		
KO	2	Rob Bironas	15	Craig Hentrich		
P	15	Craig Hentrich				
H	15	Craig Hentrich				
PR	<u>17</u>	<u>Chris Davis</u>	31	Cortland Finnegan		
KOR	<u>42</u>	<u>Chris Henry</u>	<u>17</u>	<u>Chris Davis</u>	<u>33</u>	<u>Michael Griffin</u>
PC	58	Ken Amato*	40	Jeremy Cain	68	Kevin Mawae
KC	58	Ken Amato*	68	Kevin Mawae	40	Jeremy Cain

* Concluded season on injured reserve
Rookies and first-year players are underlined

Players on Reserve/Injured List for the Entire 2007 Season: DE Jacob Ford, DT Antonio Johnson
Players on Reserve/PUP List for the Entire 2007 Season: WR David Givens

As of Jan. 7, 2008



2007 TENNESSEE TITANS POSITIONAL ROSTER

QUARTERBACKS (2)

5	Collins, Kerry	QB	6-5	245	12/30/72	13	Penn. State	Lebanon, PA	UFA (OAK)
10	Young, Vince	QB	6-5	233	5/18/83	2	Texas	Houston, TX	D1-'06

RUNNING BACKS/FULLBACKS (6)

29	Brown, Chris	RB	6-3	220	4/17/81	5	Colorado	Naperville, IL	D3-'03
40	Cain, Jeremy	FB/LS	6-1	240	3/24/80	3	Massachusetts	Fort Lauderdale, FL	FA-'07
48	Cramer, Casey	FB	6-2	250	1/5/82	3	Dartmouth	Middleton, WI	W(CAR)-'06
45	Hall, Ahmad	FB	5-10	242	11/13/79	2	Texas	Angleton, TX	FA-'06
42	Henry, Chris	RB	5-11	230	6/6/85	R	Arizona	Oakland, CA	D2-'07
25	White, LenDale	RB	6-1	235	12/20/84	2	Southern California	Denver, CO	D2-'06

WIDE RECEIVERS (6)

17	Davis, Chris	WR	5-10	181	1/23/84	R	Florida State	St. Petersburg, FL	D4b-'07
82	Ealy, Biren	WR	6-3	207	7/7/84	R	Houston	Houston, TX	FA-'07
12	Gage, Justin	WR	6-4	212	1/24/81	5	Missouri	Jefferson City, MO	UFA (CHI)'07
83	Moulds, Eric	WR	6-2	225	7/17/73	12	Mississippi State	Lucedale, MS	FA-'07
18	Williams, Mike	WR	6-5	242	1/4/84	3	Southern California	Tampa, FL	FA-'07
11	Williams, Paul	WR	6-1	205	12/2/83	R	Fresno State	Avenal, CA	D3-'07

TIGHT ENDS (3)

88	Hartsock, Ben	TE	6-4	265	7/5/80	4	Ohio State	Chillicothe, OH	W (IND)'06
85	Petrowski, Jamie	TE	6-4	250	7/12/82	1	Indiana State	Terre Haute, IN	FA-'07
84	Troupe, Ben	TE	6-4	270	9/1/82	4	Florida	Augusta, GA	D2-'04

CENTERS (2)

54	Amano, Eugene	C/G	6-3	310	3/1/82	4	SE Missouri St.	San Diego, CA	D7-'04
68	Mawae, Kevin	C	6-4	289	1/23/71	14	Louisiana State	Leesville, LA	UFA (NYJ)'06

GUARDS (3)

60	Bell, Jacob	G/T	6-4	295	3/2/81	4	Miami (OH)	Cleveland, OH	D5-'04
64	Harris, Leroy	G/C	6-3	302	6/6/84	R	N.C. State	Raleigh, NC	D4a-'07
75	Olson, Benji	G	6-4	320	6/5/75	10	Washington	Port Orchard, WA	D5-'98

TACKLES (4)

70	Loper, Daniel	T	6-6	320	1/15/82	3	Texas Tech	Houston, TX	D5b-'05
66	Otto, Mike	T	6-5	308	7/24/83	R	Purdue	Kokomo, IN	D7-'07
71	Roos, Michael	T	6-7	315	10/5/82	3	Eastern Washington	Vancouver, WA	D2-'05
76	Stewart, David	T	6-7	318	8/28/82	3	Mississippi State	Moulton, AL	D4b-'05

PLACEKICKERS (1)

2	Bironas, Rob	K	6-0	205	1/29/78	3	Georgia Southern	Louisville, KY	FA-'05
---	--------------	---	-----	-----	---------	---	------------------	----------------	--------

DEFENSIVE ENDS (5)

77	Conover, Sean	DE	6-5	262	7/31/84	2	Bucknell	Whitman, MA	FA-'06
94	Fisher, Bryce	DE	6-3	265	5/12/77	7	Air Force	Renton, WA	T (SEA)-'07
91	LaBoy, Travis	DE	6-3	260	8/20/81	4	Hawaii	San Rafael, CA	D2-'04
98	Odom, Antwan	DE	6-5	274	9/24/81	4	Alabama	Bayou La Batre, AL	D2-'04
93	Vanden Bosch, Kyle	DE	6-4	278	11/17/78	7	Nebraska	Larchwood, IA	UFA (AZ)-'05

DEFENSIVE TACKLES (4)

97	Brown, Tony	DT	6-3	285	9/29/80	3	Memphis	Chattanooga, TN	FA-'06
92	Haynesworth, Albert	DT	6-6	320	6/17/81	6	Tennessee	Hartsville, SC	D1-'02
90	Starks, Randy	DT	6-3	312	12/14/83	4	Maryland	Waldorf, MD	D3-'04
96	Vickerson, Kevin	DT	6-5	305	1/8/83	3	Michigan State	Detroit, MI	FA-'07

LINEBACKERS (7)

56	Allred, Colin	LB	6-1	238	4/15/83	1	Baylor	Dallas, TX	FA-'07
53	Bulluck, Keith	LB	6-3	235	4/4/77	8	Syracuse	New City, NY	D1-'00
51	Cordova, Jorge	LB	6-1	244	9/25/81	4	Nevada	San Diego, CA	FA-'07
59	Gardner, Gilbert	LB	6-1	228	5/9/82	4	Purdue	Angleton, TX	W (IND)'07
57	Scanlon, Rich	LB	6-2	249	12/23/80	4	Syracuse	Oradell, NJ	FA-'07
50	Thornton, David	LB	6-2	225	11/1/78	6	North Carolina	Goldsboro, NC	UFA (IND)'06
55	Tulloch, Stephen	LB	5-11	235	1/1/85	2	N.C. State	Miami, FL	D4b-'06

CORNERBACKS (5)

31	Finnegan, Cortland	CB	5-10	188	2/2/84	2	Samford	Milton, FL	D7a-'06
20	Harper, Nick	CB	5-10	182	9/10/74	7	Fort Valley St.	Baldwin, GA	UFA (IND)'07
41	Herdon, Kelly	CB	5-10	180	11/3/76	6	Toledo	Twinsburg, OH	FA-'07
21	Hill, Reynaldo	CB	5-11	185	8/28/82	3	Florida	Ft. Lauderdale, FL	D7-'05
28	Iwuoma, Chidi	CB	5-9	184	2/29/78	7	California	Los Angeles, CA	FA-'07

SAFETIES (4)

22	Fuller, Vincent	S	6-1	190	8/3/82	3	Virginia Tech	Baltimore, MD	D4a-'05
33	Griffin, Michael	DB	6-0	202	1/4/85	R	Texas	Austin, TX	D1-'07
37	Lowry, Calvin	S	5-11	200	2/13/83	2	Penn. State	Fayetteville, NC	D4a-'06
23	Nickey, Donnie	S	6-3	210	4/25/80	5	Ohio State	Plain City, OH	D5-'03

PUNTERS (1)

15	Hentrich, Craig	P/K	6-3	213	5/18/71	14	Notre Dame	Alton, IL	UFA (GB)-'98
----	-----------------	-----	-----	-----	---------	----	------------	-----------	--------------

As of January 7, 2008



2007 TENNESSEE TITANS ALPHABETICAL ROSTER

NO.	NAME	POS.	HT.	WT.	BIRTH-DATE	NFL EXP.	COLLEGE	HOMETOWN	HOW ACQUIRED
56	Allred, Colin	LB	6-1	238	4/15/83	1	Baylor	Dallas, TX	FA-'07
54	Amano, Eugene	C/G	6-3	310	3/1/82	4	SE Missouri St.	San Diego, CA	D7-'04
60	Bell, Jacob	G/T	6-4	295	3/2/81	4	Miami (Oh)	Cleveland, OH	D5-'04
2	Bironas, Rob	K	6-0	205	1/29/78	3	Georgia Southern	Louisville, KY	FA-'05
29	Brown, Chris	RB	6-3	220	4/17/81	5	Colorado	Naperville, IL	D3-'03
97	Brown, Tony	DT	6-3	285	9/29/80	3	Memphis	Chattanooga, TN	FA-'06
53	Bulluck, Keith	LB	6-3	235	4/4/77	8	Syracuse	New City, NY	D1-'00
40	Cain, Jeremy	FB/LS	6-1	240	3/24/80	3	Massachusetts	Fort Lauderdale, FL	FA-'07
5	Collins, Kerry	QB	6-5	245	12/30/72	13	Penn. State	Lebanon, PA	UFA (OAK)-'06
77	Conover, Sean	DE	6-5	262	7/31/84	2	Bucknell	Whitman, MA	FA-'06
51	Cordova, Jorge	LB	6-1	244	9/25/81	4	Nevada	San Diego, CA	FA-'07
48	Cramer, Casey	FB	6-2	250	1/5/82	3	Dartmouth	Middleton, WI	W(CAR)-'06
17	Davis, Chris	WR	5-10	181	1/23/84	R	Florida State	St. Petersburg, FL	D4b-'07
82	Ealy, Biren	WR	6-3	207	7/7/84	R	Houston	Houston, TX	FA-'07
31	Finnegan, Cortland	CB	5-10	188	2/2/84	2	Samford	Milton, FL	D7a-'06
94	Fisher, Bryce	DE	6-3	265	5/12/77	7	Air Force	Renton, WA	T (SEA)-'07
22	Fuller, Vincent	S	6-1	190	8/3/82	3	Virginia Tech	Baltimore, MD	D4a-'05
12	Gage, Justin	WR	6-4	212	1/24/81	5	Missouri	Jefferson City, MO	UFA (CHI)-'07
59	Gardner, Gilbert	LB	6-1	228	5/9/82	4	Purdue	Angleton, TX	W (IND)-'07
33	Griffin, Michael	DB	6-0	202	1/4/85	R	Texas	Austin, TX	D1-'07
45	Hall, Ahmard	FB	5-11	242	11/13/79	2	Texas	Angleton, TX	FA-'06
20	Harper, Nick	CB	5-10	182	9/10/74	7	Fort Valley St.	Baldwin, GA	UFA (IND)-'07
64	Harris, Leroy	G/C	6-3	302	6/6/84	R	N.C. State	Raleigh, NC	D4b-'07
88	Hartsock, Ben	TE	6-4	265	7/5/80	4	Ohio State	Chillicothe, OH	W (IND)-'06
92	Haynesworth, Albert	DT	6-6	320	6/17/81	6	Tennessee	Hartsville, SC	D1-'02
42	Henry, Chris	RB	5-11	230	6/6/85	R	Arizona	Oakland, CA	D2-'07
15	Henrich, Craig	P/K	6-3	213	5/18/71	14	Notre Dame	Alton, IL	UFA (GB)-'98
41	Herdson, Kelly	CB	5-10	180	11/3/76	6	Toledo	Twinsburg, OH	FA-'07
21	Hill, Reynaldo	CB	5-11	185	8/28/82	3	Florida	Ft. Lauderdale, FL	D7-'05
28	Iwuoma, Chidi	CB	5-9	184	2/19/78	7	California	Los Angeles, CA	FA-'07
91	LaBoy, Travis	DE	6-3	260	8/20/81	4	Hawaii	San Rafael, CA	D2-'04
70	Loper, Daniel	T	6-6	320	1/15/82	3	Texas Tech	Houston, TX	D5b-'05
37	Lowry, Calvin	S	5-11	200	2/13/83	2	Penn. State	Fayetteville, NC	D4a-'06
68	Mawae, Kevin	C	6-4	289	1/23/71	14	Louisiana State	Leesville, LA	UFA (NYJ)-'06
83	Moulds, Eric	WR	6-2	225	7/17/73	12	Mississippi State	Lucedale, MS	FA-'07
23	Nickey, Donnie	S	6-3	210	4/25/80	5	Ohio State	Plain City, OH	D5-'03
98	Odom, Antwan	DE	6-5	274	9/24/81	4	Alabama	Bayou La Batre, AL	D2-'04
75	Olson, Benji	G	6-4	320	6/5/75	10	Washington	Port Orchard, WA	D5-'98
66	Otto, Mike	T	6-5	308	7/24/83	R	Purdue	Kokomo, IN	D7-'07
85	Petrowski, Jamie	TE	6-4	250	7/12/82	1	Indiana State	Terre Haute, IN	FA-'07
71	Roos, Michael	T	6-7	315	10/5/82	3	Eastern Washington	Vancouver, WA	D2-'05
57	Scanlon, Rich	LB	6-2	249	12/23/80	4	Syracuse	Oradell, NJ	FA-'07
90	Starks, Randy	DT	6-3	312	12/14/83	4	Maryland	Waldorf, MD	D3-'04
76	Stewart, David	T	6-7	318	8/28/82	3	Mississippi State	Moulton, AL	D4b-'05
50	Thomnton, David	LB	6-2	225	11/1/78	6	North Carolina	Goldboro, NC	UFA (IND)-'06
84	Troupe, Ben	TE	6-4	270	9/1/82	4	Florida	Augusta, GA	D2-'04
55	Tulloch, Stephen	LB	5-11	235	1/1/85	2	N.C. State	Miami, FL	D4b-'06
93	Vanden Bosch, Kyle	DE	6-4	278	11/17/78	7	Nebraska	Larchwood, IA	UFA (AZ)-'05
96	Vickerson, Kevin	DT	6-5	305	1/8/83	3	Michigan State	Detroit, MI	FA-'07
25	White, LenDale	RB	6-1	235	12/20/84	2	Southern California	Denver, CO	D2-'06
18	Williams, Mike	WR	6-5	242	1/4/84	3	Southern California	Tampa, FL	FA-'07
11	Williams, Paul	WR	6-1	205	12/2/83	R	Fresno State	Avenal, CA	D3-'07
10	Young, Vince	QB	6-5	233	5/18/83	2	Texas	Houston, TX	D1-'06
PRACTICE SQUAD:									
49	Campbell, Kurt	LB	6-1	227	8/30/82	3	Albany	Kingston, Jamaica	FA-'07
26	Cole, Marquice	CB	5-10	190	11/13/83	R	Northwestern	Hazel Crest, IL	FA-'07
35	Ganther, Quinton	RB	5-9	214	7/15/84	1	Utah	Richmond, CA	D7c-'06
3	Martin, Ingle	QB	6-2	220	8/15/82	2	Furman	Nashville, TN	FA-'07
67	Matua, Fred	G	6-2	315	1/14/84	2	Southern California	Lakewood, CA	FA-'07
69	Murphy, Jason	C	6-2	304	8/7/82	1	Virginia Tech	Baltimore, MD	FA-'07
44	Stephens, Leonard	TE	6-3	252	7/9/78	3	Howard	Brooklyn, NY	FA-'07
79	Winkler, Ulrich	DE	6-5	265	1/4/84	1	None	Munich, Germany	FA-'07
RESERVE/INJURED:									
58	Amato, Ken	LB/LS	6-2	245	5/18/77	5	Montana State	Miami, FL	FA-'03
78	Ford, Jacob	DE	6-4	251	7/20/83	R	Central Arkansas	Memphis, TN	D6b-'07
52	Fowler, Ryan	LB	6-3	250	5/20/82	4	Duke	Redington Shores, FL	RFA (DAL)-'07
24	Hope, Chris	S	6-0	208	9/29/80	6	Florida State	Rock Hill, SC	UFA (PIT)-'06
96	Johnson, Antonio	DT	6-3	310	12/8/84	R	Mississippi State	Leland, MS	D5-'07
81	Jones, Brandon	WR	6-1	212	10/6/82	3	Oklahoma	Texarkana, TX	D3b-'05
30	King, Eric	CB	5-10	185	5/10/82	3	Wake Forest	Woodstock, MD	W(BUF)-'06
80	Scaife, Bo	TE	6-3	249	1/6/81	3	Texas	Denver, CO	D6-'05
86	Williams, Roydell	WR	6-0	187	3/14/81	3	Tulane	LaPlace, LA	D4c-'05
RESERVE/PUP:									
87	Givens, David	WR	6-0	215	8/16/80	6	Notre Dame	Humble, TX	UFA (NE) '06
RESERVE/SUSPENDED:									
32	Jones, Pacman	CB	5-10	185	9/30/83	3	West Virginia	Atlanta, GA	D1-'05

Roster Count: 53
As of January 7, 2008

HEAD COACH: JEFF FISHER

ASSISTANT COACHES: NORM CHOW (off.coordinator), JIM SCHWARTZ (def. coordinator), DAVE McGINNIS (asst. head coach/linebackers), SHERMAN SMITH (asst. head coach/running backs), MATT BURKE (defensive assistant), CHUCK CECIL (secondary), MARTY GALBRAITH (special teams asst.), FRED GRAVES (wide receivers), CRAIG JOHNSON (quarterbacks), ALAN LOWRY (special teams), MIKE MUNCHAK (offensive line), MARCUS ROBERTSON (asst. secondary), JIM WASHBURN (defensive line), STEVE WATTERSON (strength and rehabilitation), JOHN ZERNHELT (tight ends)

PRONUNCIATION GUIDE:

AMANO, Eugene	uh-MAHN-oh	IWUOMA, CHIDI	CHIT-ee ee-WO-ma
AMATO, Ken	uh-MAHT-oh	LaBOY, Travis	luh-BOY
BIRONAS, Rob	bur-OWN-us	MAWAE, Kevin	muh-WHY
Hall, AHMARD	ah-MOD	SCAIFE, Bo	SKAYF
HENTRICH, Craig	HEN-trick	TULLOCH, Stephen	TULL-ock



2007 TENNESSEE TITANS NUMERICAL ROSTER

Table with columns: NO., NAME, POS., HT., WT., AGE, NFL EXP., COLLEGE, HOMETOWN, HOW ACQUIRED. Lists 98 players including Rob Bironas, Kerry Collins, Vince Young, Paul Williams, Justin Gage, Craig Hentrich, Chris Davis, Mike Williams, Nick Harper, Reynaldo Hill, Vincent Fuller, Donnie Nickey, LenDale White, Chidi Iwuoma, Chris Brown, Cortland Finnegan, Michael Griffin, Calvin Lowry, Jeremy Cain, Kelly Herndon, Chris Henry, Ahmad Hall, Casey Cramer, David Thornton, Jorge Cordova, Keith Bulluck, Eugene Amano, Stephen Tulloch, Colin Allred, Rich Scanlon, Gilbert Gardner, Jacob Bell, Leroy Harris, Mike Otto, Kevin Mawae, Daniel Loper, Michael Roos, Benji Olson, David Stewart, Sean Conover, Biren Ealy, Eric Moulds, Ben Troupe, Jamie Petrowski, Ben Hartsock, Randy Starks, Travis LaBoy, Albert Haynesworth, Kyle Vanden Bosch, Bryce Fisher, Kevin Vickerson, Tony Brown, Antwan Odom.

PRACTICE SQUAD:

Table with columns: NO., NAME, POS., HT., WT., AGE, NFL EXP., COLLEGE, HOMETOWN, HOW ACQUIRED. Lists 12 practice squad players including Ingle Martin, Marquice Cole, Quinton Ganther, Leonard Stephens, Kurt Campbell, Fred Matua, Jason Murphy, Ulrich Winkler.

RESERVE/INJURED:

Table with columns: NO., NAME, POS., HT., WT., AGE, NFL EXP., COLLEGE, HOMETOWN, HOW ACQUIRED, INJURY (DATE). Lists 10 injured reserve players including Chris Hope, Eric King, Ryan Fowler, Ken Amato, Jacob Ford, Bo Scaife, Brandon Jones, Roydell Williams, Antonio Johnson.

RESERVE/PUP:

Table with columns: NO., NAME, POS., HT., WT., AGE, NFL EXP., COLLEGE, HOMETOWN, HOW ACQUIRED. Lists 1 player: David Givens.

RESERVE/SUSPENDED:

Table with columns: NO., NAME, POS., HT., WT., AGE, NFL EXP., COLLEGE, HOMETOWN, HOW ACQUIRED. Lists 1 player: Pacman Jones.

Roster Count: 53
As of January 7, 2008

HEAD COACH: JEFF FISHER

ASSISTANT COACHES: NORM CHOW (off.coordinator), JIM SCHWARTZ (def. coordinator), DAVE MCGINNIS (asst. head coach/linebackers), SHERMAN SMITH (asst. head coach/running backs), MATT BURKE (defensive assistant), CHUCK CECIL (secondary), MARTY GALBRAITH (special teams asst.), FRED GRAVES (wide receivers), CRAIG JOHNSON (quarterbacks), ALAN LOWRY (special teams), MIKE MUNCHAK (offensive line), MARCUS ROBERTSON (asst. secondary), JIM WASHBURN (defensive line), STEVE WATTERSON (strength and rehabilitation), JOHN ZERNHELT (tight ends)