



TENNESSEE TITANS



Baptist Sports Park • 460 Great Circle Rd • Nashville, TN 37228 • 615-565-4100 • 615-565-4105 Fax • www.titansonline.com

Robbie Bohren • Director of Media Relations

Dwight Spradlin • Assistant Director of Media Relations

Jared Puffer • Media Relations Assistant

Gary Glenn • Director of Internet Operations/Publications

Jeff Harding • Internet Coordinator

Press Release

FOR IMMEDIATE RELEASE

SEPTEMBER 14, 2009



TITANS PLAY DIVISION RIVAL TEXANS IN HOME OPENER



Tennessee Titans (0-1) vs. Houston Texans (0-1)

Sunday, Sept. 20, 2009 • Noon CDT • LP Field • Nashville, Tenn. • TV: CBS

2009 TITANS SCHEDULE

PRESEASON					
DAY	DATE	OPPONENT	RESULT	SCORE	
Sun.	Aug. 9	Buffalo +	W	21-18	
<i>Hall of Fame Game, Canton, Ohio</i>					
Sat.	Aug. 15	TAMPA BAY	W	27-20	
Fri.	Aug. 21	at Dallas	L	10-30	
Sat.	Aug. 29	at Cleveland	L	17-23	
Thu.	Sept. 3	GREEN BAY	W	27-13	
REGULAR SEASON					
DAY	DATE	OPPONENT	TIME/ RESULT	TV/ SCORE	
Thu.	Sept. 10	at Pittsburgh	L (OT)	10-13	
Sun.	Sept. 20	HOUSTON	Noon	CBS	
Sun.	Sept. 27	at N.Y. Jets +	Noon	CBS	
Sun.	Oct. 4	at Jacksonville	Noon	CBS	
Sun.	Oct. 11	INDIANAPOLIS	7:20 PM	NBC	
Sun.	Oct. 18	at New England +	3:15 PM	CBS	
Sun.	Oct. 25	BYE			
Sun.	Nov. 1	JACKSONVILLE	3:05 PM	CBS	
Sun.	Nov. 8	at San Francisco	3:15 PM	CBS	
Sun.	Nov. 15	BUFFALO +	Noon	CBS	
Mon.	Nov. 23	at Houston	7:30 PM	ESPN	
Sun.	Nov. 29	ARIZONA	Noon*	FOX	
Sun.	Dec. 6	at Indianapolis	Noon*	CBS	
Sun.	Dec. 13	ST. LOUIS	Noon*	FOX	
Sun.	Dec. 20	MIAMI	Noon*	CBS	
Fri.	Dec. 25	SAN DIEGO	6:30 PM	NFLN	
Sun.	Jan. 3	at Seattle	3:15 PM*	CBS	

All Times Central * Time Subject to Change
+ AFL Legacy Game

AFC SOUTH STANDINGS

Team	W	L	T	Pct
Indianapolis	1	0	0	1.000
Houston	0	1	0	0.000
Jacksonville	0	1	0	0.000
Tennessee	0	1	0	0.000

LAST WEEK'S GAMES: Ten 10 at Pit 13 (OT), NYJ 24 at Hou 7, Jax 12 at Ind 14

THIS WEEK'S GAMES (CT): Hou at Ten (Sun 12 pm), Ari at Jax (Sun 12 pm), Ind at Mia (Mon 7:30 pm)

THIS WEEK'S GAME

NASHVILLE — The Tennessee Titans (0-1) play their regular season home opener this week, welcoming the division rival Houston Texans (0-1) to LP Field (capacity 69,143). Kickoff is scheduled for noon CDT on Sunday, Sept. 20.

The 2009 season, the 50th in the history of the Titans organization, marks the 11th year the club has called LP Field its home. The Titans own an all-time record of 54-30 in the regular season and playoffs at the stadium, and every game at the venue has been sold out.

Fans attending this week's game are encouraged to participate in the **LP PENCIL Box School Supply Drive**. LP PENCIL Box is a collaborative venture between PENCIL Foundation and LP Building Products. The non-profit organization, which offers Nashville Metro teachers the opportunity to shop free for classroom school supplies, is in need of erasers, pencil boxes, pencils, hand soap, hand sanitizers, facial tissue, paper towels, colored pencils, pens and rulers. Seven collection locations will be positioned outside of LP Field.

THE BROADCAST

The game will be televised regionally on CBS, including Nashville affiliate WTVF NewsChannel 5. **Gus Johnson** will handle play-by-play duties, while **Steve Tasker** will provide color commentary.

The Titans Radio Network, including Nashville flagship 103.3-WKDF, will broadcast the game across the Mid-South with the "Voice of the Titans" **Mike Keith**, color commentator **Frank Wycheck**, sideline reporter **Cody Allison** and gameday host **Larry Stone**.

Westwood One Radio Sports will carry the national radio broadcast. **Howard David** (play-by-play) and **Dan Reeves** (color commentary) will provide the call.

LAST WEEK

The Titans opened in front of a national television audience last Thursday in Pittsburgh, where they pushed the Steelers to overtime before eventually falling by a final score of 13-10. They limited the defending Super Bowl Champions to 36 rushing yards, recorded four sacks and totaled three takeaways. However, two missed field goals and a pair of turnovers proved fatal in the defeat.

Tennessee's lone touchdown of the game came on a 14-yard pass from **Kerry Collins** to **Justin Gage**. **Rob Bironas** added a 45-yard field goal, which gave the Titans a 10-7 lead in the fourth quarter, but the Steelers tied the game late in regulation and scored on the opening possession of overtime.

DIVISION QUEST

This is the first of six games the Titans will play this season against AFC South opponents. They won the division last year with a 13-3 overall record, including a 4-2 combined mark against the Texans, Indianapolis Colts and Jacksonville Jaguars. It was the third consecutive season they went 4-2 in the division.

The Texans, who lost 24-7 at home last week to the New York Jets, were 2-4 against the AFC South in 2008. They won five of their last six games of the year to finish 8-8 for the second consecutive season under head coach **Gary Kubiak**.

The only AFC South team to win last week was the Indianapolis Colts, who were 14-12 winners against the Jacksonville Jaguars.

FINGERTIP INFORMATION

Date	Sunday, Sept. 20, 2009
Kickoff	Noon CDT
Venue	LP Field
Location	Nashville, Tenn.
Opened in	1999
Capacity	69,143
Surface	Natural Grass
Tickets	(615) 565-4200
Home Team	Tennessee Titans (0-1)
Division	AFC South
Website	TitansOnline.com
Franchise since	1960 (1960-96 Houston Oilers; 1997-98 Tennessee Oilers)
Owner	K.S. "Bud" Adams, Jr.
Sr. Exec. VP	Steve Underwood
General Manager	Mike Reinfeldt
Head Coach	Jeff Fisher
Offensive Coordinator	Mike Heimerdinger
Defensive Coordinator	Chuck Cecil
Visiting Team	Houston Texans (0-1)
Division	AFC South
Website	www.houstontexans.com
Franchise since	2002
Chairman/CEO	Robert McNair
General Manager	Rick Smith
Head Coach	Gary Kubiak
Offensive Coordinator	Kyle Shanahan
Defensive Coordinator	Frank Bush
Television	CBS HD
Nashville Affiliate	WTVF Channel 5 HD
 DirecTV Sunday Ticket	Ch. 707
Play-by-Play	Gus Johnson
Color Commentary	Steve Tasker
Radio	Titans Radio Network
Flagship	103.3 FM-WKDF
Play-by-Play	Mike Keith
Color Commentary	Frank Wycheck
Sideline Reporter	Cody Allison
Producer/Gameday Host	Larry Stone
National Radio	Westwood One Radio Sports
Play-by-Play	Howard David
Color Commentary	Dan Reeves
Referee	Walt Coleman
Umpire	Jeff Rice
Head Linesman	Julian Mapp
Line Judge	Jeff Bergman
Field Judge	Scott Steenson
Side Judge	Rick Patterson
Back Judge	Steve Freeman
Scheduled Gameday Promotions (subject to change)	
Charitable Drive	LP PENCIL Box Drive: School supplies needed for distribution to children through LP-sponsored charity
National Anthem	Ronnie Milsap
Halftime	Junior Titans Cheerleaders
Flyover	A-10 Warthogs from 188th Fighter Wing
Giveaway	No. 9 Steve McNair Tribute Decals
Gameday Program Cover	Kerry Collins



TITANS-TEXANS SERIES AT A GLANCE

- **Overall series (regular & postseason):** Titans lead 11-3
- **Regular Season Series:** Titans lead series 11-3
- **Postseason Series:** (none)
- **Current streak:** One win by Texans
- **Titans at home vs. Texans:** 6-1
- **Titans on the road vs. Texans:** 5-2
- **Last Time at LP Field:** Texans 12 at Titans 31 (9/21/08)
- **Last Time at Reliant Stadium:** Titans 12 at Texans 13 (12/14/08)
- **First Time:** Texans 10 at Titans 17 (11/10/02)
- **Jeff Fisher's Record vs. Texans:** 11-3
- **Gary Kubiak's Record vs. Titans:** 1-5
- **Jeff Fisher's Record vs. Gary Kubiak:** 5-1

A TITANS VICTORY WOULD ...

- Give the Titans a 7-4 record in home openers at LP Field (opened 1999).
- Improve **Jeff Fisher's** career record as head coach (1995-09) to 134-109.
- Improve **Jeff Fisher's** career divisional record as head coach to 63-43.
- Tie **Jeff Fisher** with **Weeb Ewbank** (134 wins) for 21st place on the NFL's all-time head coaching wins list.
- Improve **Kerry Collins'** regular season record as a starting quarterback to 80-86.
- Give the Titans an all-time record of 12-3 against the Texans.

WHAT TO LOOK FOR THIS WEEK

- The 107th consecutive sellout at LP Field, including every preseason, regular season and postseason game since the stadium opened in 1999.
- QB **Kerry Collins** (37,637 career passing yards) needs 284 passing yards to move into 13th place on the NFL's all-time passing yards list, eclipsing **Boomer Esiason's** (37,920) career total.
- RB **Chris Johnson** will attempt to record his fifth career 100-yard rushing game, while **LenDale White** looks for his eighth career 100-yard performance.
- WR **Justin Gage** needs 113 receiving yards to give him 2,500 career receiving yards.
- LB **Keith Bulluck** can start his 115th consecutive game, the longest active streak of any Titans player.
- DE **Jevon Kearse** needs five tackles to reach 500 career tackles.
- P **Craig Hentrich** (1,146 career punts in 240 games) needs six punts to tie **Chris Mohr** (1,152) for sixth place on the league's all-time career punts list.

TITANS-TEXANS SERIES HISTORY

The Titans-Texans rivalry heads into its eighth year since the expansion Texans began play and the AFC South was formed in 2002. In 14 games, the Titans are 11-3 against the Texans, including a 6-1 mark at LP Field.

This is the first of two games this season with the Texans. The second will occur on Monday night, Nov. 23, in Houston.

The Titans have separate winning streaks of four games and seven games in the series, the latter of which was ended in the most recent meeting, a 13-12 Texans win at Reliant Stadium on Dec. 14, 2008.

The December defeat was the Titans' second loss of the season. Four field goals by **Rob Bironas** were all the Titans could muster against the Texans defense. It was the first time in 2008 the Titans were kept out of the end zone in a game. The loss ended Tennessee's franchise-record string of eight consecutive regular season road wins.

The last Titans-Texans meeting at LP Field occurred in Week 3 of the 2008 season. The Titans pulled out a 31-12 victory, as cornerback **Cortland Finnegan** sealed the outcome with a 99-yard interception return for a touchdown. The interception return was part of a larger defensive effort that created three turnovers and three sacks and limited the Texans to a combined 23.8 percent (five of 21) on third and fourth down.

The Titans franchise has a rich and storied history with the city of Houston. Under owner K.S. "Bud" Adams Jr., the Titans existed as the Houston Oilers from 1960-96. In Houston, the Oilers won the first two American Football League Championships and made a total of 15 playoff appearances. Eight players that wore a Houston Oilers uniform are enshrined in the Pro Football Hall of Fame, including most recently former quarterback **Warren Moon** and former offensive lineman **Bruce Matthews**.

The team moved to Tennessee in 1997 and in 1999 adopted the "Titans" moniker. Adams still makes his home in Houston.

ALL-TIME SERIES RESULTS

TITANS vs. TEXANS

Date	Site	Result	Score	
			Titans	Texans
11/10/02	Ten	W	17	10
12/29/02	Hou	W	13	3
10/12/03	Ten	W	38	17
12/21/03	Hou	W	27	24
10/17/04	Ten	L	10	20
11/28/04	Hou	L	21	31
10/09/05	Hou	W	34	20
12/11/05	Ten	W	13	10
10/29/06	Ten	W	28	22
12/10/06	Hou	W (OT)	26	20
10/21/07	Hou	W	38	36
12/02/07	Ten	W	28	20
09/21/08	Ten	W	31	12
12/14/08	Hou	L	12	13

Regular Season Series: Titans lead 11-3

Postseason Series: (none)

Total Points: Titans 336, Texans 258

Longest Winning Streak by Titans: 7 (2005-08)

Longest Losing Streak by Titans: 2 (2004)

Titans vs. Texans at LP Field: 6-1

Titans vs. Texans at Reliant Stadium: 5-2

TITANS-TEXANS: THE LAST MEETING

Tennessee Titans 12 at Houston Texans 13

Sunday, Dec. 14, 2008

Reliant Stadium, Houston, Texas

	1	2	3	4	Final
Tennessee Titans	3	3	3	3	12
Houston Texans	0	10	0	3	13

An eight-game road winning streak in the regular season came to an end at Reliant Stadium, as the Houston Texans defeated the Titans 13-12 in Week 15 of the 2008 season.

The Titans were unable to capitalize on an opportunity to take the lead late in the fourth quarter. Trailing by one point with 3:55 on the clock in the fourth quarter, they took possession at their own 17-yard line. Quarterback **Kerry Collins** connected with **Justin Gage** for a 34-yard reception to push the ball past midfield. After another first down, **Brandon Jones'** eight-yard reception left the Titans with a fourth-and-three at the Houston 32. The Titans elected not to attempt a field goal into the wind. Instead, Collins tried to connect on a pass with **Justin McCareins** as the receiver streaked down the left sideline. The pass was long, however, and fell incomplete on the first play after the two-minute warning.

Although they were armed with three timeouts, the Titans failed to get the ball back for their offense, as rookie running back **Steve Slaton** tacked on 48 yards and two first downs to his totals. He ended the day with 100 yards on 24 attempts.

It was the passing combination of Texans quarterback **Matt Schaub** and receiver **Andre Johnson** that produced the game's most impressive statistics. Johnson caught 11 passes for 207 yards, becoming the first opponent to record 200 receiving yards against the Titans since 1969 (**Don Maynard**, N.Y. Jets, 10/20/69). Schaub completed 23 of 39 passes for 284 yards and one touchdown in the game. Johnson's 13-yard score in the second quarter was the game's only touchdown.

The Titans took a 3-0 lead after an early exchange of turnovers in the first quarter. After driving to the Houston 37-yard line, cornerback **Fred Bennett** intercepted a **Kerry Collins** pass in the end zone. The Titans got the ball back quickly, though, when **Jevon Kearse** sacked **Matt Schaub** and forced a fumble. **Albert Haynesworth's** recovery led to a 26-yard field goal by **Rob Bironas**, his first of four field goals in the game.

After tying the score on a 32-yard field goal by **Kris Brown**, Schaub

found Johnson for a 65-yard gain, leading to a touchdown and a 10-3 Houston advantage.

It appeared the score would remain the same heading into halftime, but the Titans took advantage of a late opportunity to add a score. After receiving the ball on a punt at the two-yard line with 39 seconds on the clock in the second quarter, a pair of **Chris Johnson** runs, a 40-yard reception by **Brandon Jones** and a 36-yard pass interference penalty gave the Titans a first down at the Houston five-yard line with five seconds remaining. **Rob Bironas** booted a 23-yard field goal to make the score 10-6 in favor of the Texans.

Bironas added a 51-yard field goal early in the third quarter, and the Titans defense subsequently survived a drive by the Texans that lasted nearly nine minutes when Brown missed a 26-yard field goal attempt.

Brown's 24-yarder in the fourth quarter put the Texans up 13-9, but the Titans narrowed the deficit with Bironas' fourth and final field goal from 34 yards.

The Texans punted one more time, leading to the final series in which the Titans came up empty.



Jevon Kearse recorded a sack and forced fumble last year at Houston.

TEAM STATISTICS

2009 REGULAR SEASON STATISTICS

OFFENSE	Hou.	Tenn.	NFL/Avg
GAMES (Won-Lost)	0-1	0-1	---
FIRST DOWNS	11	18	15.3
Rushing	3	2	4.4
Passing	7	14	9.7
Penalty	1	2	1.3
YDS GAINED (tot)	183	320	275.7
Avg per Game	183.0	320.0	315.0
RUSHING (net)	38	86	87.8
Avg per Game	38.0	86.0	100.3
Rushes	13	25	23.2
Yards per Rush	2.9	3.4	3.8
PASSING (net)	145	234	187.9
Avg per Game	145.0	234.0	214.7
Passes Att.	33	35	29.0
Completed	18	22	17.6
Pct Completed	54.5	62.9	60.8
Yards Gained	166	244	202.8
Sacked	2	1	2.0
Yards Lost	21	10	14.9
Had intercepted	1	1	1.0
Yards Opp Ret	0	16	17.8
Opp TDs on Int	0	0	0.0
PUNTS	6	5	4.3
Avg Yards	44.0	44.6	44.8
PUNT RETURNS	0	4	2.1
Avg Return	0.0	3.5	10.8
Returned for TD	0	0	0.1
KICKOFF RETURNS	5	3	3.1
Avg Return	23.6	19.7	22.9
Returned for TD	0	0	0.0
PENALTIES	6	5	4.9
Yards Penalized	37	28	37.2
FUMBLES BY	2	2	1.3
Fumbles Lost	1	1	0.6
Opp Fumbles	2	1	1.3
Opp Fum Lost	0	1	0.6
POSS. TIME (avg)	21:14	26:22	30:00
TOUCHDOWNS	1	1	2.0
Rushing	0	0	0.7
Passing	0	1	1.1
Returns	1	0	0.2
EXTRA-PT KICKS	1/1	1/1	98%
2-PT CONVERSIONS	0/0	0/0	33%
FIELD GOALS/FGA	0/0	1/3	1/2
POINTS SCORED	7	10	17.4
DEFENSE	Hou.	Tenn.	NFL/Avg
POINTS ALLOWED	24	13	17.4
OPP FIRST DOWNS	22	19	15.3
Rushing	7	1	4.4
Passing	13	18	9.7
Penalty	2	0	1.3
OPP YARDS GAINED	462	357	275.7
Avg per Game	462.0	357.0	315.0
OPP RUSHING(net)	190	36	87.8
Avg per Game	190.0	36.0	100.3
Rushes	42	23	23.2
Yards per Rush	4.5	1.6	3.8
OPP PASSING(net)	272	321	187.9
Avg per Game	272.0	321.0	214.7
Passes Att.	31	43	29.0
Completed	18	33	17.6
Pct Completed	58.1	76.7	60.8
Sacked	0	4	2.0
Yards Lost	0	42	14.9
INTERCEPTED BY	1	2	1.0
Yards Returned	14	80	17.8
Returned for TD	0	0	0.0
OPP PUNT RETURNS	3	1	2.1
Avg return	11.3	11.0	10.8
OPP KICKOFF RET	1	4	3.1
Avg return	20.0	29.0	22.9
OPP TOUCHDOWNS	3	1	2.0
Rushing	2	0	0.7
Passing	1	1	1.1
Returns	0	0	0.2

2009 SCHEDULES & RESULTS



REGULAR SEASON

Date	Opponent	Res	Score
09/10	at Pittsburgh	L (OT)	10-13
09/20	Houston		
09/27	at N.Y. Jets		
10/04	at Jacksonville		
10/11	Indianapolis		
10/18	at New England		
11/01	Jacksonville		
11/08	at San Francisco		
11/15	Buffalo		
11/23	at Houston		
11/29	Arizona		
12/06	at Indianapolis		
12/13	St. Louis		
12/20	Miami		
12/25	San Diego		
01/03	at Seattle		



REGULAR SEASON

Date	Opponent	Res	Score
09/13	N.Y. Jets	L	7-24
09/20	at Tennessee		
09/27	Jacksonville		
10/04	Oakland		
10/11	at Arizona		
10/18	at Cincinnati		
10/25	San Francisco		
11/01	at Buffalo		
11/8	at Indianapolis		
11/23	Tennessee		
11/29	Indianapolis		
12/06	at Jacksonville		
12/13	Seattle		
12/20	at St. Louis		
12/27	at Miami		
01/03	New England		

2009 REGULAR SEASON INDIVIDUAL LEADERS

PASSING		Att	Cmp	Yds	Pct	Y/Att	TD	Int	Lg	Sack	Lost	Rtg
Titans	K. Collins	35	22	244	62.9	7.0	1	1	57	1/	10	81.1
Texans	M. Schaub	33	18	166	54.5	5.0	0	1	27	2/	21	55.9

RUSHING		No.	Yds	Avg	Long	TD
Titans	C. Johnson	15	57	3.8	32	0
Texans	S. Slaton	9	17	1.9	7	0

RECEIVING		No.	Yds	Avg	Long	TD
Titans	J. Gage	7	78	11.1	16	1
Texans	O. Daniels	4	44	11.0	27	0
	A. Johnson	4	35	8.8	17	0

INTERCEPTIONS		No.	Yds	Avg	Long	TD
Titans	C. Finnegan	1	80	80.0	80	0
	V. Fuller	1	0	0.0	0	0
Texans	J. Busing	1	14	14.0	14	0

PUNTING		No	Yds	Avg	Net	TB	In	Lg	B
Titans	C. Hentrich	5	223	44.6	42.4	0	2	56	0
Texans	M. Turk	6	264	44.0	38.3	0	1	51	0

PUNT RETURNS		No.	FC	Yds	Avg	Lg	TD
Titans	C. Finnegan	4	1	14	3.5	11	0
Texans	J. Jones	0	3	0	0	0	0

KICKOFF RETURNS		No.	Yds	Avg	Lg	TD
Titans	J. Ringer	3	59	19.7	21	0
Texans	J. Jones	5	118	23.6	32	0

SCORING/KICKERS		PAT	FG	Pts
Titans	R. Bironas	1/1	1/3	4
Texans	K. Brown	1/1	0/0	1

SACKS		Tot
Titans	J. Jones, T. Brown, J. Kearse	1.0
Texans	None	

TACKLES *		Tot	Solo	Asst
Titans	S. Tulloch	12	8	4
Texans	B. Cushing	8	5	3
	D. Ryans	8	4	4

* Titans tackle statistics from coaches' tally; opponents from press box tally

WHERE THEY RANK IN 2009

2009 OFFENSIVE STATISTICS AND RANKING

OFFENSIVE STATS	TITANS		TEXANS	
	STAT	RANK	STAT	RANK
Yards / Game	320.0	11	183.0	27
Yards / Play	5.3	10	3.8	26
Rushing Yards / Game	86.0	13t	38.0	24
Rushing Yards / Play	3.4	16	2.9	19
Passing Yards / Game	234.0	12	145.0	24
Passing Yards / Play	6.7	13	4.4	24
Interception Rate	2.86%	13t	3.03%	16
Sacks / Pass Attempt	2.86%	8	6.06%	14
First Downs / Game	18.0	10t	11.0	26t
Punt Return Avg	3.5	20	0.0	25t
Kickoff Return Avg	19.7	22t	23.6	12
Field Goals Made	33.33%	21	0.00%	22t
3rd Down Pct	30.77%	16	30.00%	17t
4th Down Pct	0.00%	13t	0.00%	13t
Red Zone Pct	33.33%	20t	0.00%	23t
Goal to Go%	0.00%	20t	0.00%	20t
Avg Time of Possession	26:22	23	21:14	27
Points / Game	10.0	23t	7.0	25t

2009 DEFENSIVE STATISTICS AND RANKING

DEFENSIVE STATS	TITANS		TEXANS	
	STAT	RANK	STAT	RANK
Yards / Game	357.0	21	462.0	25t
Yards / Play	5.1	16	6.3	25
Rushing Yards / Game	36.0	4	190.0	26
Rushing Yards / Play	1.6	2	4.5	22
Passing Yards / Game	321.0	26	272.0	21
Passing Yards / Play	7.5	21	8.8	26
Interception Rate	4.65%	6	3.23%	12
Sacks / Pass Attempt	9.30%	10	0.00%	25t
First Downs / Game	19.0	20t	22.0	24
Punt Return Avg	11.0	20t	11.3	22
Kickoff Return Avg	29.0	26	20.0	9t
3rd Down Pct	28.57%	8t	55.56%	25
4th Down Pct	0.00%	1t	100.00%	24t
Red Zone Pct	0.00%	1t	50.00%	10t
Goal to Go%	0.00%	1t	100.00%	17t
Points / Game	13.0	9	24.0	20t
Point Differential / Game	-3.0	16	-17.0	25
Yard Differential / Game	-37.0	18	-279.0	26

TITANS-TEXANS CONNECTIONS

- There are four former members of the Texas Longhorns currently on the Titans roster: quarterback **Vince Young**, safety **Michael Griffin**, tight end **Bo Scaife** and fullback **Ahmad Hall**.
- **Hall** played three seasons at Texas (2003-05) before joining the Titans as a rookie free agent in 2006. He played in 24 games with the Longhorns as a blocking fullback and totaled two carries for 11 yards and three receptions for 42 yards.
- **Griffin** started 28 games at Texas (2003-06) and totaled 364 tackles, four sacks, eight interceptions, nine forced fumbles, seven fumble recoveries and a Big 12 record eight blocked punts.
- **Scaife** finished his Longhorns career (1999-04) ranked second among tight ends in total receptions (75) and third among tight ends in total receiving yards (997).
- **Young** was raised in Houston. He was a three-year starter at quarterback and was named the Texas 5A Offensive Player of the Year at Madison High School. He then went on to the University of Texas, where he led the Longhorns to a BCS National Championship to conclude the 2005 season.
- Titans head coach **Jeff Fisher**, special teams coach **Alan Lowry**, offensive line coach **Mike Munchak** and strength and rehabilitation coach **Steve Watterson** all remain from when the Titans played in Houston as the Oilers.
- Texans special teams coordinator **Joe Marciano** was the tight ends coach when Titans offensive line coach **Mike Munchak** played guard and tackle for Penn State.
- Titans head coach **Jeff Fisher** served as the secondary coach for the 49ers in 1992 and 1993, when Texans tight ends coach **Brian Pariani** was an offensive assistant there. Pariani also served as tight ends coach from 1995-2004 with the Denver Broncos, where Titans offensive coordinator **Mike Heimerdinger** coached from 1995-1999.
- Titans linebacker **Colin Alred** was born in Dallas and attended Hillcrest High School.
- Titans offensive coordinator **Mike Heimerdinger** was the wide receivers coach with the Denver Broncos while Texans head coach **Gary Kubiak** was the offensive coordinator and Texans assistant head coach **Alex Gibbs** was an assistant coach in Denver. Gibbs also coached with the Atlanta Falcons when Titans tight end **Alge Crumpler** played for the Falcons.
- Texans offensive coordinator/quarterbacks coach **Kyle Shanahan** became close friends playing at the University of Texas with Titans tight end **Bo Scaife**.
- Texans defensive coordinator **Frank Bush** was a fifth-round draft choice by the Houston Oilers in 1985 and played two seasons with the team as a linebacker. He later served scout and linebackers coach for the Houston Oilers from 1987 to 1994.
- Texans running back **Chris Brown** (injured reserve) was a third-round draft pick by the Titans in 2003 and accumulated 2,757 rushing yards and 16 touchdowns in five seasons in Tennessee.
- Texans running backs coach **Chick Harris** was the running backs coach in Carolina when Titans QB **Kerry Collins** played for the Panthers.
- Texans linebackers coach **Johnny Holland** coached with the Detroit Lions in 2005 alongside Titans wide receivers coach **Fred Graves**.
- Titans cornerback **Ryan Mouton** is from Katy, Texas, and helped Katy High School win the Texas 5A Division II Championship. Mouton then attended Blinn Junior College in Brenham, Texas, for two years.
- Titans wide receiver **Dominique Edison** is from San Augustine, Texas, and helped San Augustine High School win a Texas 2A State Championship in 2003. Edison then set a school record at Stephen F. Austin University with 182 career receptions.

- Texans offensive assistant **Bruce Matthews** enjoyed a Hall of Fame career with the Titans from 1983 through 2001. A 14-time Pro Bowl selection and seven-time All-Pro, the former first-round draft pick appeared in 296 career games, more than any non-kicker in NFL history at the time of his retirement, and never missed a game due to injury. His number 74 is one of six retired by the Titans, and he is a member of the franchise's Hall of Fame and Ring of Honor. In 2007, his former teammate and coach **Mike Munchak** presented Matthews for induction into the Pro Football Hall of Fame.



Bruce Matthews

- Texans wide receivers coach **Larry Kirksey** was at Middle Tennessee State in 2006.
- Titans Senior Executive Vice President **Steve Underwood** is a native of Baytown, Texas. He received his B.J. degree from the University of Texas and his law degree from the University of Houston Law Center.
- Texans vice president of communications **Tony Wyllie** served as the public relations director for the Titans from 1998-00.
- Texans media relations manager **Kevin Cooper** worked a summer in the Titans media relations office before joining the Texans.
- Texans defensive tackle **DelJuan Robinson** were born in Memphis, Tenn.
- Notable pro Teammates: Titans C **Kevin Mawae** with Texans TE **Joel Dreessen** and P **Matt Turk** at the N.Y. Jets ... Turk with Titans DTs **Tony Brown** and **Kevin Vickerson** at Miami ... Titans TE **Alge Crumpler** with Texans QB **Matt Schaub** at Atlanta ... Titans QB **Kerry Collins** with DT **Jeff Zgonina** at Carolina ... Titans WR **Justin Gage** with Texans QB **Rex Grossman** at Chicago ... Texans S **Nick Ferguson** with Titans C **Kevin Mawae** at the N.Y. Jets and with QB **Patrick Ramsey** at Denver ... **Ramsey** with Texans WR **Glenn Martinez** and C **Chris Myers** at Denver ... Titans DE **Jevon Kearse** with Texans RB **Ryan Moats** at Philadelphia.
- Notable college teammates: Titans RB **LenDale White** with Texans LB **Brian Cushing** at USC ... Titans DE **Kyle Vanden Bosch** with Texans K **Kris Brown** at Nebraska ... Titans LB **Stephen Tulloch** and C **Leroy Harris** with Texans DE **Mario Williams** at N.C. State ... Titans S **Vincent Fuller** with Texans LB **Xavier Adibi** and T **Duane Brown** at Virginia Tech ... Fuller also played with Texans WR **Andre Davis** at Virginia Tech ... Titans QB **Vince Young**, TE **Bo Scaife**, FB **Ahmad Hall** and S **Michael Griffin** with Texans DT **Frank Okam** and G **Kasey Studdard** at Texas ... Titans T **David Stewart** with Texans DT **DelJuan Robinson** at Mississippi State.

TITANS INDIVIDUAL CAREER STATS VS. THE TEXANS: OFFENSE

QUARTERBACKS

Kerry Collins

Date	Opp	Res	Att	Cmp	Pct	Yds	Yd/A	TD	Int	Lg	Sk	Lst	Rate
11/24/2002	@Hou	L	41	18	43.9	214	5.22	1	2	31t	2	13	48.2
10/03/2004	@Hou	L	38	21	55.3	237	6.24	0	3	33	1	13	41.2
10/21/2007	@Hou	W	42	25	59.5	280	6.67	0	0	46	1	13	79.5
09/21/2008	Hou	W	25	13	52.0	185	7.40	1	1	37	0	0	72.9
12/14/2008	@Hou	L	33	15	45.5	181	5.48	0	1	40	0	0	50.2
Totals	5/5	2-3	179	92	51.4	1097	6.13	2	7	46	4	39	57.9

Patrick Ramsey

Date	Opp	Res	Att	Cmp	Pct	Yds	Yd/A	TD	Int	Lg	Sk	Lst	Rate
12/22/2002	Hou	W	31	14	45.2	190	6.13	2	0	33	0	0	86.8
11/26/2006*	Hou	W	1	0	0.0	0	0.00	0	0	-	0	0	39.6
Totals	2/1	2-0	32	14	43.8	190	5.94	2	0	33	0	0	84.1

Vince Young

Date	Opp	Res	Att	Cmp	Pct	Yds	Yd/A	TD	Int	Lg	Sk	Lst	Rate
10/29/2006	Hou	W	15	7	46.7	87	5.80	1	0	23	1	1	87.4
12/10/2006	@Hou	W	29	19	65.5	218	7.52	0	1	39	2	18	73.6
12/02/2007	Hou	W	31	21	67.7	248	8.00	2	1	43t	3	19	99.9
Totals	3/3	3-0	75	47	62.7	553	7.37	3	2	43t	6	38	87.3

RUNNING BACKS/FULLBACKS

Ahmard Hall (FB)

Date	Opp	Res	Rushing				Receiving						
			Att	Yds	Avg	Lg	TD	No	Yds	Avg	Lg	TD	
10/29/2006*	Hou	W	0	0	-	-	0	0	0	-	-	0	0
12/10/2006*	@Hou	W	1	-1	-1.0	-1	0	3	29	9.7	25	0	0
10/21/2007	@Hou	W	0	0	-	-	0	0	0	-	-	0	0
12/02/2007*	Hou	W	0	0	-	-	0	0	0	-	-	0	0
09/21/2008	Hou	W	1	1	1.0	1	0	0	0	-	-	0	0
12/14/2008	@Hou	L	0	0	-	-	0	1	5	5.0	5	0	0
Totals	6/3	5-1	2	0	0.0	1	0	4	34	8.5	25	0	0

Chris Johnson

Date	Opp	Res	Att	Yds	Avg	Lg	TD	No	Yds	Avg	Lg	TD
09/21/2008*	Hou	W	16	74	4.6	14	0	2	5	2.5	9	0
12/14/2008	@Hou	L	13	65	5.0	16	0	2	2	1.0	1	0
Totals	2/1	1-1	29	139	4.8	16	0	4	7	1.8	9	0

LenDale White

Date	Opp	Res	Att	Yds	Avg	Lg	TD	No	Yds	Avg	Lg	TD
10/29/2006*	Hou	W	7	35	5.0	19	0	0	0	-	-	0
10/21/2007	@Hou	W	27	104	3.9	28	1	4	22	5.5	9	0
12/02/2007	Hou	W	12	60	5.0	13	1	1	7	7.0	7	0
09/21/2008	Hou	W	16	49	3.1	15	2	0	0	-	-	0
12/14/2008*	@Hou	L	8	26	3.3	12	0	0	0	-	-	0
Totals	6/4	5-1	70	274	3.9	28	4	5	29	5.8	9	0

WIDE RECEIVERS

Justin Gage

Date	Opp	Res	No	Yds	Avg	Lg	TD
12/19/2004*	Hou	L	1	18	18.0	18	0
10/21/2007*	@Hou	W	5	48	9.6	24	0
12/02/2007	Hou	W	5	64	12.8	20	1
12/14/2008	@Hou	L	3	76	25.3	34	0
Totals	4/2	2-2	14	206	14.7	34	1

Nate Washington

Date	Opp	Res	No	Yds	Avg	Lg	TD
09/07/2008*	Hou	W	0	0	-	-	0
Totals	1/1	1-0	0	0	-	-	0

TIGHT ENDS

Alge Crumpler

Date	Opp	Res	No	Yds	Avg	Lg	TD
11/30/2003	@Hou	L	4	48	12.0	24	0
09/30/2007*	Hou	W	3	34	11.3	14	0
09/21/2008	Hou	W	2	26	13.0	14	0
12/14/2008	@Hou	L	0	0	-	-	0
Totals	4/3	2-2	9	108	12.0	24	0

Bo Scaife

Date	Opp	Res	No	Yds	Avg	Lg	TD
10/09/2005*	@Hou	W	0	0	-	-	0
12/11/2005	Hou	W	2	12	6.0	6	0
10/29/2006	Hou	W	2	15	7.5	11	0
12/10/2006	@Hou	W	2	8	4.0	6	0
10/21/2007	@Hou	W	6	49	8.2	15	0
12/02/2007	Hou	W	4	57	14.3	26	0
09/21/2008	Hou	W	3	26	8.7	11	1
12/14/2008*	@Hou	L	3	11	3.7	9	0
Totals	8/6	7-1	22	178	8.1	26	1

Craig Stevens

Date	Opp	Res	No	Yds	Avg	Lg	TD
09/21/2008*	Hou	W	0	0	-	-	0
12/14/2008*	@Hou	L	0	0	-	-	0
Totals	2/0	1-1	0	0	-	-	0

TITANS INDIVIDUAL CAREER STATS VS. THE TEXANS: SPECIALISTS

KICKERS

Rob Bironas

Date	Opp	Res	FGM	FGA	Pct	XPM	XPA	1-19	20-29	30-39	40-49	50+	Lg	KO	TB
10/09/2005	@Hou	W	2	3	66.7	4	4	0-0	0-0	0-0	1-1	1-2	52	7	0
12/11/2005	Hou	W	2	3	66.7	1	1	0-0	2-2	0-0	0-1	0-0	23	4	0
10/29/2006	Hou	W	0	0	-	4	4	0-0	0-0	0-0	0-0	0-0	-	5	0
12/10/2006	@Hou	W	2	2	100.0	2	2	0-0	0-0	1-1	1-1	0-0	41	5	0
10/21/2007	@Hou	W	8	8	100.0	2	2	0-0	5-5	1-1	1-1	1-1	52	9	1
12/02/2007	Hou	W	0	1	0.0	4	4	0-0	0-0	0-0	0-0	0-1	-	5	1
09/21/2008	Hou	W	1	1	100.0	4	4	0-0	0-0	0-0	1-1	0-0	44	6	2
12/14/2008	@Hou	L	4	4	100.0	0	0	0-0	2-2	1-1	0-0	1-1	51	4	0
Totals	8/0	7-1	19	22	86.4	21	21	0-0	9-9	3-3	4-5	3-5	52	45	4

PUNTERS

Craig Hentrich

Date	Opp	Res	Num	Yds	Avg	TB	In20	Net
11/10/2002	Hou	W	5	207	41.4	0	1	38.4
12/29/2002	@Hou	W	7	289	41.3	0	4	36.7
10/12/2003	Hou	W	4	162	40.5	1	2	34.5
12/21/2003	@Hou	W	7	321	45.9	1	1	40.7
10/17/2004	Hou	L	6	282	47.0	0	2	42.3
11/28/2004	@Hou	L	3	127	42.3	0	1	42.3
10/09/2005	@Hou	W	4	186	46.5	0	0	41.5
12/11/2005	Hou	W	5	215	43.0	1	1	39.4
10/29/2006	Hou	W	8	393	49.1	4	2	37.4
12/10/2006	@Hou	W	5	210	42.0	0	5	42.4
10/21/2007	@Hou	W	4	151	37.8	0	2	36.5
12/02/2007	Hou	W	7	271	38.7	1	3	36.4
09/21/2008	Hou	W	6	268	44.7	0	3	37.2
12/14/2008	@Hou	L	5	210	42.0	0	1	39
Totals	14/0	11-3	76	3292	43.3	8	28	38.8

TITANS INDIVIDUAL CAREER STATS VS. THE TEXANS: DEFENSE

Dave Ball (DE)

Date	Opp	Res	Tackles	Sk	Int	FF	FR
09/12/2004*	@Hou	W	0	0.0	0	0	0
09/21/2008*	Hou	W	1	0.0	0	0	0
12/14/2008	@Hou	L	3	0.0	0	0	0
Totals	3/1	2-1	4	0.0	0	0	0

Tony Brown (DT)

Date	Opp	Res	Tackles	Sk	Int	FF	FR
10/29/2006*	Hou	W	8	0.0	0	0	2
12/10/2006*	@Hou	W	4	0.0	0	0	0
10/21/2007	@Hou	W	6	0.0	0	0	0
12/02/2007	Hou	W	4	1.0	0	1	0
09/21/2008	Hou	W	6	0.0	0	0	0
12/14/2008	@Hou	L	7	0.0	0	0	0
Totals	6/4	5-1	35	1.0	0	1	2

Keith Bulluck (LB)

Date	Opp	Res	Tackles	Sk	Int	FF	FR
11/10/2002	Hou	W	14	1.0	0	1	1
12/29/2002	@Hou	W	11	0.0	0	0	0
10/12/2003	Hou	W	14	0.0	0	0	0
12/21/2003	@Hou	W	7	0.0	0	1	0
10/17/2004	Hou	L	11	0.0	0	0	0
11/28/2004	@Hou	L	14	1.0	0	0	0
10/09/2005	@Hou	W	15	1.0	0	0	0
12/11/2005	Hou	W	11	2.0	0	0	0
10/29/2006	Hou	W	14	0.0	0	0	0
12/10/2006	@Hou	W	9	0.0	0	0	0
10/21/2007	@Hou	W	7	0.0	1	0	1
12/02/2007	Hou	W	8	0.0	0	0	0
09/21/2008	Hou	W	7	0.0	0	0	0
12/14/2008	@Hou	L	3	0.0	0	0	0
Totals	14/14	11-3	145	5.0	1	2	2

Cortland Finnegan (CB)

Date	Opp	Res	Tackles	Sk	Int	FF	FR
10/29/2006*	Hou	W	7	0.0	0	0	0
12/10/2006*	@Hou	W	4	0.0	0	0	0
10/21/2007	@Hou	W	5	1.0	0	1	0
12/02/2007	Hou	W	8	0.0	0	0	0
09/21/2008	Hou	W	7	0.0	1	0	0
12/14/2008	@Hou	L	4	0.0	0	0	0
Totals	6/4	5-1	35	1.0	1	1	0

Jacob Ford (DE)

Date	Opp	Res	Tackles	Sk	Int	FF	FR
12/14/2008*	@Hou	L	4	1.0	0	0	0
Totals	1/0	0-1	4	1.0	0	0	0

Vincent Fuller (DB)

Date	Opp	Res	Tackles	Sk	Int	FF	FR
10/29/2006*	Hou	W	1	0.0	0	0	0
12/10/2006*	@Hou	W	0	0.0	0	0	0
10/21/2007*	@Hou	W	3	0.0	0	0	0
12/02/2007*	Hou	W	0	0.0	0	0	0
09/21/2008*	Hou	W	4	0.0	0	0	0
12/14/2008*	@Hou	L	2	0.0	0	0	0
Totals	6/0	5-1	10	0.0	0	0	0

Michael Griffin (S)

Date	Opp	Res	Tackles	Sk	Int	FF	FR
10/21/2007*	@Hou	W	0	0.0	0	0	0
12/02/2007	Hou	W	4	0.0	1	0	0
09/21/2008	Hou	W	3	0.0	2	0	0
12/14/2008	@Hou	L	7	0.0	0	0	0
Totals	4/3	3-1	14	0.0	3	0	0

Nick Harper (CB)

Date	Opp	Res	Tackles	Sk	Int	FF	FR
09/22/2002*	@Hou	W	2	0.0	0	0	0
12/01/2002*	Hou	W	2	0.0	0	0	0
10/26/2003	Hou	W	10	0.0	0	0	0
12/28/2003	@Hou	W	8	0.0	0	0	0
11/14/2004	Hou	W	6	0.0	0	0	0
12/12/2004	@Hou	W	6	0.0	0	0	0
10/23/2005	@Hou	W	2	0.0	1	0	0
11/13/2005	Hou	W	5	0.0	0	0	0
09/17/2006	Hou	W	2	0.0	0	0	0
12/24/2006	@Hou	L	2	0.0	0	0	0
10/21/2007	@Hou	W	8	0.0	2	0	2
12/02/2007	Hou	W	7	0.0	0	0	0
09/21/2008	Hou	W	3	0.0	0	0	0
12/14/2008	@Hou	L	10	0.0	0	0	0
Totals	14/12	12-2	73	0.0	3	0	2

TITANS INDIVIDUAL CAREER STATS VS. THE TEXANS: DEFENSE

Jovan Haye (DT)

Date	Opp	Res	Tackles	Sk	Int	FF	FR
12/09/2007*	@Hou	L	4	0.0	0	0	2
Totals	1/1	0-1	4	0.0	0	0	2

William Hayes (DE)

Date	Opp	Res	Tackles	Sk	Int	FF	FR
09/21/2008*	Hou	W	3	0.0	0	0	0
12/14/2008*	@Hou	L	4	0.0	0	0	0
Totals	2/0	1-1	7	0.0	0	0	0

Chris Hope (S)

Date	Opp	Res	Tackles	Sk	Int	FF	FR
12/08/2002*	Hou	L	0	0.0	0	0	0
09/18/2005	@Hou	W	5	0.0	0	0	0
10/29/2006	Hou	W	7	0.0	1	0	0
12/10/2006	@Hou	W	6	0.0	0	0	0
10/21/2007	@Hou	W	5	0.0	0	0	0
09/21/2008	Hou	W	10	0.0	0	0	0
12/14/2008	@Hou	L	5	0.0	0	0	0
Totals	7/6	5-2	35	0.0	1	0	0

Jason Jones (DT)

Date	Opp	Res	Tackles	Sk	Int	FF	FR
09/21/2008*	Hou	W	3	0.0	0	0	0
12/14/2008*	@Hou	L	4	0.0	0	0	0
Totals	2/0	1-1	7	0.0	0	0	0

Jevon Kearse (DE)

Date	Opp	Res	Tackles	Sk	Int	FF	FR
12/29/2002*	@Hou	W	3	0.0	0	0	0
10/12/2003	Hou	W	2	1.0	0	0	0
12/21/2003	@Hou	W	4	0.0	0	0	0
09/10/2006	@Hou	W	2	1.0	0	0	0
09/21/2008	Hou	W	5	1.0	0	0	0
12/14/2008	@Hou	L	4	1.0	0	1	0
Totals	6/5	5-1	18	4.0	0	1	0

David Thornton (LB)

Date	Opp	Res	Tackles	Sk	Int	FF	FR
09/22/2002*	@Hou	W	5	0.0	0	0	0
10/26/2003	Hou	W	3	0.0	0	0	0
12/28/2003	@Hou	W	3	0.0	0	0	0
11/14/2004	Hou	W	7	0.0	0	0	0
12/12/2004	@Hou	W	5	0.0	0	0	0
10/23/2005	@Hou	W	6	1.0	0	0	0
11/13/2005	Hou	W	6	0.0	0	0	0
10/29/2006	Hou	W	10	0.0	0	0	0
12/10/2006	@Hou	W	6	0.0	0	0	0
10/21/2007	@Hou	W	6	0.0	0	1	0
12/02/2007	Hou	W	9	0.0	0	0	0
09/21/2008	Hou	W	6	0.0	0	0	0
12/14/2008	@Hou	L	3	0.0	0	0	0
Totals	13/12	12-1	75	1.0	0	1	0

Stephen Tulloch (LB)

Date	Opp	Res	Tackles	Sk	Int	FF	FR
10/29/2006*	Hou	W	0	0.0	0	0	1
12/10/2006*	@Hou	W	0	0.0	0	0	0
10/21/2007*	@Hou	W	0	0.0	0	0	0
12/02/2007*	Hou	W	3	0.0	0	0	0
09/21/2008*	Hou	W	2	0.0	0	0	0
12/14/2008	@Hou	L	10	1.0	0	0	0
Totals	6/1	5-1	15	1.0	0	0	1

Kyle Vanden Bosch (DE)

Date	Opp	Res	Tackles	Sk	Int	FF	FR
10/09/2005	@Hou	W	9	1.5	0	0	0
12/11/2005	Hou	W	7	2.0	0	0	0
10/29/2006	Hou	W	9	2.0	0	1	0
12/10/2006	@Hou	W	9	0.0	0	0	0
10/21/2007	@Hou	W	6	1.0	0	0	0
12/02/2007	Hou	W	7	0.0	0	1	0
09/21/2008	Hou	W	8	1.0	0	1	0
Totals	7/7	7-0	55	7.5	0	3	0

Kevin Vickerson (DT)

Date	Opp	Res	Tackles	Sk	Int	FF	FR
12/02/2007*	Hou	W	2	0.0	0	0	0
Totals	1/0	1-0	2	0.0	0	0	0

* Played but did not start

Playoff game

THIS WEEK'S NFL SCHEDULE

Sunday, Sept. 20

Carolina at Atlanta, FOX
 Minnesota at Detroit, FOX
 Cincinnati at Green Bay, CBS
Houston at Tennessee, CBS
 Oakland at Kansas City, CBS
 New England at NY Jets, CBS
 New Orleans at Philadelphia, FOX
 St. Louis at Washington, FOX
 Arizona at Jacksonville, FOX
 Tampa Bay at Buffalo, FOX
 Seattle at San Francisco, FOX
 Pittsburgh at Chicago, CBS
 Baltimore at San Diego, CBS
 Cleveland at Denver, CBS
 NY Giants at Dallas, NBC

Monday, Sept. 21

Indianapolis at Miami, ESPN



Rob Bironas set an NFL record with eight field goals against the Texans in 2007.

PROBABLE TITANS LINEUP

OFFENSIVE STARTERS

- WR** 85-Nate Washington (6-1, 185, 5th Year, Tiffin) - Washington was signed from the Pittsburgh Steelers as an unrestricted free agent during the 2009 offseason. In 2008, Washington totaled 40 receptions for 631 yards (15.8 avg.) and three touchdowns for the Steelers.
2009 Receiving Stats: 1 Rec, 8 Yds
- LT** 71-Michael Roos (6-7, 315, 5th Year, Eastern Washington) - Roos, a first-time Pro Bowler in 2008, has started every game in his career, including every game at left tackle since the start of 2006.
- LG** 54-Eugene Amano (6-3, 310, 6th Year, SE Missouri St.) - Amano completed his first full season as a starter in 2008 after serving as a back-up at all three interior line positions in his first four seasons.
- C** 68-Kevin Mawae (6-4, 289, 16th Year, LSU) - Named to his seventh Pro Bowl in 2008, Mawae has started all but three regular season games at center since joining the club in 2006. He has started more games than any other current NFL offensive lineman.
- RG** 73-Jake Scott (6-5, 295, 6th Year, Idaho) - The 2008 unrestricted free agent addition started his final 55 games in Indianapolis and every game since arriving in Tennessee.
- RT** 76-David Stewart (6-7, 318, 5th Year, Mississippi St.) - "Big Country" moved into the lineup at right tackle during the 2006 season and has not missed a start since then.
- TE** 80-Bo Scaife (6-3, 249, 5th Year, Texas) - In 2008, Scaife led all Titans tight ends in receiving for the third consecutive season and set career highs with 58 catches and 561 yards.
2009 Receiving Stats: 5 Rec, 48 Yds
- WR** 12-Justin Gage (6-4, 212, 7th Year, Missouri) - The former Chicago Bear led the team in receiving yards in each of his first two seasons in Tennessee. In 2008, he led the AFC (third in NFL) with a 19.1-yard average and led the Titans with a team-high six touchdown receptions.
2009 Receiving Stats: 7 Rec, 78 Yds, 1 TD
- QB** 5-Kerry Collins (6-5, 245, 15th Year, Penn State) - Collins, who ranks 14th in NFL history in passing yards, is in his fourth season with the Titans. He earned his second career Pro Bowl invitation in 2008 after recording 12 wins as a starter and passing for 2,676 yards.
2009 Passing Stats: 35 Att, 22 Cmp, 244 Yds, 1 TD, 1 Int, 81.1 Rtg
- FB** 45-Ahmad Hall (5-11, 242, 4th Year, Texas) - The former U.S. Marine and undrafted rookie from Texas has been the team's starter at fullback since 2006. '09 Stats: 1 Rec, 4 Yds
- RB** 28-Chris Johnson (5-11, 200, 2nd Year, East Carolina) - The team's first-round draft choice in 2008 was named to the Pro Bowl after ranking third in the AFC (eighth in NFL) with 1,228 rushing yards. His 4.9-yard average ranked third in the NFL among players with 200 carries.
2009 Rushing Stats: 15 Att, 57 Yds

KEY OFFENSIVE RESERVES

- WR** 18-Kenny Britt (6-3, 218, Rookie, Rutgers) - The team's first-round draft pick set a Big East record with 3,043 receiving yards on 178 receptions during his three-year college career.
2009 Receiving Stats: 4 Rec, 85 Yds
- TE** 89-Jared Cook (6-5, 246, Rookie, South Carolina) - The second-round pick caught 73 career passes for 1,107 yards and seven touchdowns in three years with the Gamecocks.
2009 Receiving Stats: 0 Rec, 0 Yds
- TE** 83-Alge Crumpler (6-2, 262, 9th Year, North Carolina) - The four-time Pro Bowler signed as a free agent from the Falcons in 2008 and then registered 24 receptions for 257 yards and one touchdown.
2009 Receiving Stats: 2 Rec, 5 Yds
- RB** 25-LenDale White (6-1, 235, 4th Year, USC) - In 2008, White recorded 200 carries for 773 yards and tied for third in the NFL with 15 rushing touchdowns.
2009 Rushing Stats: 8 Att, 28 Yds

SPECIALISTS

- K** 2-Rob Bironas (6-0, 215, 5th Year, Ga. Southern/Auburn) - The 2007 Pro Bowl kicker made 29 of 33 field goal attempts in 2008 and tied for second in the AFC with 127 points.
2009 Kicking Stats: 1/3 FGs, 1/1 PATs, 4 Pts
- P** 15-Craig Hentrich (6-3, 213, 16th Year, Notre Dame) - The two-time Pro Bowler is in his 12th season with the Titans since coming from Green Bay. He ranks seventh in NFL history in career punts.
2009 Punting Stats: 5 Punts, 44.6 Avg, 42.4 Net

DEFENSIVE STARTERS

- LDE** 90-Jevon Kearse (6-4, 265, 11th Year, Florida) - The team's seventh all-time leading sacker is in his seventh season in a Titans uniform. In 2008, his statistics included 48 tackles and 3.5 sacks.
2009 Stats: 3 Tackles, 1.0 Sacks
- LDT** 91-Jason Jones (6-5, 280, 2nd Year, Eastern Michigan) - The 2008 second-round pick ranked fourth in the NFL among defensive tackles and first among rookie defensive linemen in 2008 with five sacks.
2009 Stats: 4 Tackles, 1.0 Sacks, 1 TFL, 1 PD
- RDT** 97-Tony Brown (6-3, 290, 5th Year, Memphis) - Brown completed his second full regular season with the Titans in 2008 and led the team in quarterback pressures (24) and tackles for loss (10).
2009 Stats: 4 Tackles, 1.0 Sacks, 1 QBP
- RE** 93-Kyle Vanden Bosch (6-4, 278, 9th Year, Nebraska) - The team's ninth all-time leading sacker and two-time Pro Bowler posted 46 tackles and 4.5 sacks in 10 games in 2008.
2009 Stats: 4 Tackles, 1 QBP
- LLB** 50-David Thornton (6-2, 225, 8th Year, North Carolina) - In 2008, his third season in Tennessee after four years in Indianapolis, Thornton tied for third on the squad with 93 tackles.
2009 Stats: 3 Tackles
- MLB** 55-Stephen Tulloch (5-11, 235, 4th Year, N.C. State) - Tulloch, a former fourth-round draft choice, was a regular starter for the first time in 2008 and finished second on the team with 98 tackles.
2009 Stats: 12 Tackles, 1 TFL, 1 FR
- RLB** 53-Keith Bulluck (6-3, 235, 10th Year, Syracuse) - The team's third all-time leading tackler recorded his seventh consecutive 100-tackle season in 2008, leading the team with 120 tackles.
2009 Stats: 5 Tackles
- LCB** 20-Nick Harper (5-10, 182, 9th Year, Fort Valley St.) - Harper is in his third season with the Titans since joining the club as an unrestricted free agent from Indianapolis. He recorded two interceptions in 2008.
2009 Stats: 7 Tackles
- RCB** 31-Cortland Finnegan (5-10, 188, 4th Year, Samford) - Finnegan was named to his first Pro Bowl in 2008. He tied for fourth in the AFC with five interceptions and a team-high 20 passes defended.
2009 Stats: 10 Tackles, 1 Int, 1 PD
- SS** 24-Chris Hope (6-0, 208, 8th Year, Florida St.) - In 2008, Hope's third season with the club after spending four years in Pittsburgh, he was named to his first Pro Bowl after totaling four interceptions.
2009 Stats: 11 Tackles, 1 PD
- FS** 33-Michael Griffin (6-0, 202, 3rd Year, Texas) - In 2008, the former first-round pick earned a Pro Bowl invitation after tying for second in the NFL with seven interceptions.
2009 Stats: 6 Tackles, 1 PD, 1 FF

KEY DEFENSIVE RESERVES

- DE** 98-Dave Ball (6-5, 277, 5th Year, UCLA) - Ball played his first season with the Titans in 2008 after receiving previous playing experience with the Jets and Chargers. He tied for fourth on the team with 4.5 sacks.
2009 Stats: 0 Tackles
- DB** 22-Vincent Fuller (6-1, 190, 5th Year, Virginia Tech) - The former fourth-round pick has served fulltime as the team's nickel defensive back since 2007.
2009 Stats: 3 Tackles, 1 TFL, 1 Int, 1 PD
- DE** 78-Jacob Ford (6-4, 256, 3rd Year, Central Arkansas) - The former sixth-round pick ranked sixth among AFC defensive ends with seven sacks in 2008.
2009 Stats: 5 Tackles, 0.5 Sacks
- DT** 75-Jovan Haye (6-2, 285, 5th Year, Vanderbilt) - Haye was added to the roster during the 2009 offseason after spending the previous three years with the Tampa Bay Buccaneers.
2009 Stats: 4 Tackles, 1 QBP
- DT** 96-Kevin Vickerson (6-5, 305, 4th Year, Michigan State) - Vickerson completed his first full season with the Titans in 2008 and posted 23 tackles and 1.5 sacks.
2009 Stats: 5 Tackles

LAST WEEK vs. PITTSBURGH STEELERS

Tennessee Titans 10 at Pittsburgh Steelers 13 (OT)
 Thursday, Sept. 10, 2009
 Heinz Field, Pittsburgh, Pa.

	1	2	3	4	OT	Final
Tennessee Titans	0	7	0	3	0	10
Pittsburgh Steelers	0	7	0	3	3	13

In the NFL's Thursday night regular season opener, **Jeff Reed** kicked a 33-yard field goal four and a half minutes into overtime to give the Steelers a 13-10 victory over the Titans.

The Steelers were close to ending the game in regulation. After a short punt by the Titans with 1:50 on the clock gave the Steelers possession at their own 42-yard line, they moved to the Tennessee 34 in three plays. Then quarterback **Ben Roethlisberger** completed a pass to wide receiver **Hines Ward**. Ward raced to the four-yard line, but he was stripped of the ball from behind by Titans safety **Michael Griffin**. Linebacker **Stephen Tulloch** recovered, and the Titans used the remaining 51 seconds of the fourth quarter to send the contest into an extra period. They would not control the ball again.

The Steelers won the coin toss at the start of overtime and began driving at their own 22-yard line. On a third-and-one from the Tennessee 48, Roethlisberger found **Santonio Holmes** for an 11-yard completion. Two plays later, he completed a 22-yard pass to **Mike Wallace**, who was tackled at the 15. Steelers coach **Mike Tomlin** immediately sent Reed into the game for the game-winning attempt.

Both teams were slow to put points on the board. After a mostly scoreless first half, partially attributed to two failed field goals by the Titans – one wide right and another blocked – the game's only touchdowns were scored within the final two minutes of the second quarter.

The Steelers made the first move. Shortly after **Aaron Smith** blocked the 31-yard field goal attempt by Titans kicker **Rob Bironas** with 2:14 to play in the half, Roethlisberger and Ward connected on a 29-yard completion. On the next play, Holmes got behind the defense for a 34-yard touchdown.

With 1:15 on the clock, Titans quarterback **Kerry Collins** took over and completed a 57-yard pass to rookie wide receiver **Kenny Britt**, who was appearing in his first NFL game. On the next play, Collins linked up with receiver **Justin Gage** for a 14-yard score to tie the contest at 7-7.



Michael Griffin forced a fumble in the final minute of regulation.

Cornerback **Cortland Finnegan** provided drama on the last play of the half. He recorded an interception at the goal line on a Hail Mary attempt and nearly broke free for a touchdown before being tackled after an 80-yard return.

The Titans committed their second turnover on the first drive of the third quarter. After moving the ball 37 yards on five plays, tight end **Bo Scaife** fumbled on a play in which he was lost for the remainder of the game with a knee injury. That led to a scoreless third period.

In the fourth stanza, the Titans capitalized on a 36-yard drive with a 45-yard field goal by Bironas. The lead was short-lived, however, as the Steelers tied the contest on a 32-yard field goal and set the stage for the late-game dramatics.

NOTES FROM LAST WEEK'S GAME

OVERTIME LOSS: The Titans lost in overtime for the first time since a December 2007 game at LP Field against the San Diego Chargers. In 2008, they won their only overtime contest, a 19-16 victory over the Green Bay Packers. The Titans are 8-6 in overtime games (including 1-0 in playoffs) under head coach **Jeff Fisher**.

FIRST-HALF OPPONENT RUSHING YARDS: The Titans limited the Steelers to 12 total rushing yards on 10 attempts in the first half. That tied for the 12th lowest total the Titans allowed in the first half since the beginning of the 1991 season.

STEELERS GAIN ONE YARD IN FIRST QUARTER: At the end of the first quarter, the Steelers had netted one yard. It was only the seventh time since 1991 the Titans held an opponent to one yard or less in the opening quarter.

DEBUT FOR CECIL: **Chuck Cecil** made his regular season debut as Titans defensive coordinator. Among the highlights by his squad were four sacks, two interceptions, one forced fumble, a 1.6-yard rushing average by the Steelers (23 carries for 36 yards) and a 29 percent third-down conversion rate (4-14).

FINNEGAN'S SEVENTH INTERCEPTION: On the final play of the second quarter, Titans cornerback **Cortland Finnegan** intercepted a **Ben Roethlisberger** pass at the goal line. He raced 80 yards on the return before being tackled by the Steelers to end the half.

GAGE TIES GAME LATE IN SECOND QUARTER: After the Steelers took a 7-0 lead, **Justin Gage** helped tie the game with a 14-yard touchdown reception, the 13th of Gage's career. Gage led the Titans against the Steelers and tied his career high with seven receptions for 78 yards.

FIRST-ROUND PICK BRITT CONTRIBUTES: Rookie wide receiver **Kenny Britt** recorded a 15-yard reception from **Kerry Collins** in the second quarter, the first catch of the 2009 first-round draft pick's career. In the second quarter, Britt helped set up a Titans touchdown with a 57-yard catch. The former Rutgers product totaled 85 yards on four receptions. His yardage total was more than any other Titans draft pick produced on opening day of his rookie season in the last 25 years, and Britt had more receptions and yards than any other rookie in Week 1 (through Sunday, Sept. 13).

WASHINGTON RETURNS TO PITTSBURGH: On a third-and-six in the second quarter, Titans wide receiver **Nate Washington** recorded a first down with an eight-yard catch. That was his first reception in a Titans uniform. He came to the Titans as an unrestricted free agent from the Steelers during the offseason.

FULLER GETS A PICK: Titans nickel defensive back intercepted a **Ben Roethlisberger** pass late in the first quarter. It was the third career interception by Fuller and the first since 2007.

JONES SACK TAKES STEELERS OUT OF FG RANGE: With the Steelers facing a third-and-two from the Tennessee 22 in the first quarter, Titans defensive tackle **Jason Jones** recorded a 19-yard sack of **Ben Roethlisberger**, taking the Steelers out of field goal range. In the December 2008 matchup with the Steelers, Jones recorded 3.5 sacks in a win.

HENTRICH MOVING UP CHARTS: Titans punter **Craig Hentrich** recorded his 1,142nd career punt in the first quarter and in doing so broke a tie with **Rohn Stark** for seventh place on the NFL's all-time career punts list. Hentrich also broke a tie with **Chris Mohr** for fifth place in NFL history among punters with his 240th career game.

ADAMS' TEAM FIFTH IN PLAYOFF APPEARANCES

Entering his 50th year as Founder, Owner, Chairman of the Board, President and CEO of the Titans/Oilers franchise, **K.S. "Bud" Adams, Jr.** is an enduring figure in the NFL.

Since relocating the then-Houston Oilers to Nashville in 1997, the club has earned six playoff appearances, including an AFC Championship (1999), an AFC Central title (2000), two AFC South titles (2002 & 2008), an additional AFC Championship appearance (2002) and Wild Card teams in 2003 and 2007.

Adams is one of only four current NFL owners to reach the 350-win plateau, joining **Ralph Wilson** (Buffalo), **Dan Rooney** (Pittsburgh) and **Al Davis** (Oakland/Los Angeles).

Consistently fielding winning teams, the franchise has earned 21 playoff appearances in 49 previous seasons, a total that is tied for fifth place among NFL teams since 1960.

Adams is a member of the Sports Hall of Fame in two different states. He was inducted into the Tennessee sports Hall of Fame in February 2006 and was voted into the Texas Sports Hall of Fame in August 2009.



K.S. "Bud" Adams, Jr.

Most AFL/NFL playoff appearances since the Oilers' 1960 inaugural season:

Team	1960-2008 Appearances	Current Majority Owner
1. Dallas Cowboys	29	Jerry Jones
2. Pittsburgh Steelers	25	Dan Rooney
Minnesota Vikings	25	Zygi Wilf
4. Miami Dolphins	22	Stephen Ross
5. Tennessee Titans	21	K.S. "Bud" Adams, Jr.
San Francisco 49ers	21	Denise DeBartolo York/John York
St. Louis Rams	21	Dale "Chip" Rosenbloom
Oakland Raiders	21	Al Davis

All-time playoff appearances by the Oilers/Titans: 1960, 1961, 1962, 1967, 1969, 1978, 1979, 1980, 1987, 1988, 1989, 1990, 1991, 1992, 1993, 1999, 2000, 2002, 2003, 2007, 2008

All-time division titles by the Oilers/Titans: 1960, 1961, 1962, 1967, 1991, 1993, 2000, 2002, 2008



This logo commemorates the 50th season of the Oilers/Titans

TITANS/OILERS ALL-TIME RECORD

	W	L	T
Regular Season:	363	372	6
Home	210	158	2
Road	153	214	4
As Titans	96	65	0
As Oilers	267	307	6
Postseason:	14	19	0
Home	6	5	0
Road	8	13	0
Super Bowl (XXXIV)	0	1	0

GENERAL MANAGER MIKE REINFELDT

Mike Reinfeldt is entering his 30th season in the NFL, his third as executive vice president/general manager and 11th with the Oilers/Titans franchise. Reinfeldt's first tenure with the team was from 1976-83 as an All-Pro safety. He re-joined the franchise in 2007 after spending seven years with the Seattle Seahawks.



In his 17 years as an NFL executive with Tennessee, Seattle and Green Bay, including 2008, his teams have won a combined seven division titles, made 12 playoff appearances, four NFC Championship game appearances, three Super Bowl appearances, captured one world title (1996) and amassed 14 winning seasons.

Reinfeldt has presided over three offseasons in his current role, adding vital young contributors to the roster. The 28 players the Titans have drafted in his tenure include two first-round picks that were selected for the Pro Bowl in 2008: safety **Michael Griffin** and running back **Chris Johnson**. In 2009, Reinfeldt and the Titans selected Rutgers wide receiver **Kenny Britt** in the first round.

In Reinfeldt's first two years of free agency with the Titans (2007-08), key players added to the roster included cornerback **Nick Harper**, wide receiver **Justin Gage** and guard **Jake Scott**. In 2009, the Titans have added several new names -- wide receiver **Nate Washington**, defensive tackle **Jovan Haye** and quarterback **Patrick Ramsey**.

Reinfeldt also has worked to retain several key players through contract extensions. Since the start of the 2008 offseason, nine starters have signed new, multi-year deals: Gage, fullback **Ahmad Hall**, defensive tackle **Tony Brown**, guard **Eugene Amano**, cornerback **Cortland Finnegan**, bookend offensive tackles **Michael Roos** and **David Stewart**, quarterback **Kerry Collins** and nickel defensive back **Vincent Fuller**.

Additionally, Reinfeldt helped bring aboard new members of the team's administration upon his arrival, including Senior Director of Football Administration **Vincent Marino** and Director of Pro Personnel **Lake Dawson**. Each has made significant contributions to the team since arriving in 2007.

In Seattle, Reinfeldt last held the title of Vice President of Football Administration and was responsible for player contract negotiations, salary cap management, player evaluations and numerous aspects of the day-to-day football operations.

In eight seasons with the Packers, he served a number of roles, including Chief Financial Officer for three years (1991-93) and VP of Administration from 1994-98.

Before joining the Packers in 1991, Reinfeldt spent three years (1988-90) at the University of Southern California as the associate athletic director and spent another three years (1985-88) with the L.A. Raiders as CFO.

A former safety for the Oilers franchise from 1976-83, Reinfeldt earned Pro Bowl and All-Pro honors in 1979. He ranks seventh on the club's career interception list with 26 and matched the team record for interceptions in a season with 12 in 1979. An undrafted free agent out of the University of Wisconsin-Milwaukee, he originally signed with the Oakland Raiders and played in two games before being released and signed by the Oilers.

GM Mike Reinfeldt's background:

Years	Team	Position
2007-09	Tennessee	Executive VP/General Manager
2005-06	Seattle	Vice President of Football Operations
1999-03	Seattle	Senior Vice President
1994-98	Green Bay	Vice President of Administration
1991-93	Green Bay	Chief Financial Officer
1988-90	USC	Associate Athletic Director
1985-87	L.A. Raiders	Chief Financial Officer
1976-83	Hou. Oilers	Safety
1975-76	Oak. Raiders	Safety

TEAM CELEBRATES 50th SEASON

The Titans are celebrating the 50th season in team history in 2009, coinciding with the 50th anniversary of the formation of the American Football League.

In 1959, after failing to acquire NFL franchises through expansion or purchase, **Lamar Hunt** and **K.S. "Bud" Adams, Jr.** resolved to form a new, competing professional football league. Hunt and Adams recruited other owners, who like themselves were looking to enter the world of football ownership but had been rebuffed.

The eight original teams, whose owners would later be dubbed the "Foolish Club" for taking on the NFL, were: the Houston Oilers (later to be known as the Tennessee Titans), Dallas Texans (Kansas City Chiefs), Denver Broncos, New York Titans (New York Jets), Los Angeles Chargers (San Diego Chargers), Buffalo Bills, Boston Patriots (New England Patriots) and Oakland Raiders. Oakland received a franchise after Minnesota, initially in the AFL group, was awarded an NFL expansion team.

The AFL played its first games in 1960, and Adams' Oilers went on to win the first two AFL Championships. The Cincinnati Bengals and Miami Dolphins were added to the league later in the decade, and in 1970, the AFL and NFL were officially merged, becoming the American Football Conference and the National Football Conference.

The Titans will celebrate their 50th year in a number of avenues, including a special logo to commemorate the season. The logo will be used throughout the year and integrated into a number of platforms on and off the field. Additionally, the NFL has also scheduled "Legacy Games" in which the original AFL teams will play each other in special throwback uniforms. The Titans will play four Legacy Games: Aug. 9 vs. Buffalo (preseason Hall of Fame Game in Canton, Ohio), Sept. 27 at the New York Jets, Oct. 18 at New England and Nov. 15 vs. Buffalo.

Among many other elements of the celebration are heritage boards installed at LP Field which illustrate many of the Oiler marks and logos, including the original "Roughneck" from 1960. The heritage boards are located at the main entrances on the east and west sides of LP Field.

Historic dates in the founding of the Houston Oilers and formation of the American Football League:

- Aug. 3, 1959: K.S. "Bud" Adams, Jr. announces Houston's entry into the American Football League.
- Aug. 15, 1959: The AFL is formally organized with six cities: Los Angeles, New York, Denver, Dallas, Houston and Minneapolis-St Paul (Minneapolis-St. Paul later replaced by Oakland). Buffalo and Boston are added as the seventh and eighth teams later in 1959.
- Oct. 31, 1959: Adams names the team the "Oilers" for "sentimental and social reasons."
- Nov. 22, 1959: In the first AFL player draft, which lasts 33 rounds, the Oilers select Heisman Trophy winner Billy Cannon of LSU.
- Sept. 11, 1960: The Oilers defeat the Oakland Raiders 37-22 in their first regular season game.
- Jan. 1, 1961: The Oilers win the first AFL Championship by defeating the Los Angeles Chargers 24-16.

MOST PLAYOFF SEASONS IN 10 YEARS

Since the start of the 1999 season, the Titans have won three division titles (2000, 2002 and 2008) and have appeared in the playoffs three times as a Wild Card.

Only two teams -- the Indianapolis Colts (nine) and Philadelphia Eagles (seven) -- have appeared in the postseason more times than the Titans in that time span. The Titans are tied for third with the New York Giants, New England Patriots, Pittsburgh Steelers, Seattle Seahawks and Tampa Bay Buccaneers.

Most playoff seasons from 1999 through 2008:

Team	Total Seasons
1. Indianapolis	9 1999, 2000, 2002, 2003, 2004, 2005, 2006, 2007, 2008
2. Philadelphia	7 2000, 2001, 2002, 2003, 2004, 2006, 2008
3. Tennessee	6 1999, 2000, 2002, 2003, 2007, 2008
N.Y. Giants	6 2000, 2002, 2005, 2006, 2007, 2008
New England	6 2001, 2003, 2004, 2005, 2006, 2007
Pittsburgh	6 2001, 2002, 2004, 2005, 2007, 2008
Seattle	6 1999, 2003, 2004, 2005, 2006, 2007
Tampa Bay	6 1999, 2000, 2001, 2002, 2005, 2007
9. Baltimore	5 2000, 2001, 2003, 2006, 2008
Green Bay	5 2001, 2002, 2003, 2004, 2007
St. Louis	5 1999, 2000, 2001, 2003, 2004

TITANS HONOR McNAIR WITH HELMET STICKER

On Aug. 6, the Titans announced that they will wear a "9" helmet sticker during the 2009 season to honor late quarterback **Steve McNair**. The sticker will appear on the back of the helmet and will remain in place throughout the entire 2009 season.

"Through many internal discussions, we felt this was an appropriate way to honor Steve McNair and the contributions he made to our franchise," said Titans owner **K.S. "Bud" Adams, Jr.** "We have other things planned for our fans to honor him and the McNair family, and we take some solace in the fact that we were able to induct him into our Ring of Honor last season, while he was with us."

McNair played 11 seasons (1995-05) for the Titans/Oilers after being selected with the third overall selection in the 1995 NFL Draft. During his career, he led the franchise to more wins (76) than any other quarterback in club history, earned three Pro Bowl selections and was named the NFL Co-MVP following the 2003 season. He became only the second player in franchise history to win NFL MVP honors, joining **Earl Campbell** (1979). He also became the only quarterback in club history to lead the Titans/Oilers to a Super Bowl (XXXIV) by capturing the AFC Championship in 1999.

McNair's 27,141 passing yards in a Titans uniform rank second in club annals behind **Warren Moon** (33,685). He is the team's all-time leader in completion percentage (59.5%) and ranks second in completions (2,305), second in attempts (3,871) and third in touchdowns (156). In 2002, he completed a string of 23 games in which he passed for at least one touchdown (10/14/01-11/17/02), breaking Moon's mark of 21 games.

McNair also brought a running dimension to the team, becoming one of only three players in NFL history (**Fran Tarkenton** and **Steve Young**) to pass for 30,000 yards and rush for 3,500 yards. He also ranks fifth in franchise history in rushing with 3,439 yards.

McNair was shot and killed on July 4.



NEXT WEEK: THE NEW YORK JETS

The Titans return to the road next week, traveling to the Meadowlands to face the New York Jets in an American Football League "Legacy Game." Kickoff is scheduled for noon on Sunday, Sept. 27.

The Jets, like the Titans, were charter members of the AFL in 1960. From the league's founding through the 1962 season, they played as the New York Titans before being renamed the Jets for the 1963 season.

To celebrate the 50th season since the AFL was formed, select Legacy Games in 2009 will feature teams wearing throwback uniforms. The Titans wore a version of their 1960 AFL Championship team uniforms in a preseason game against the Buffalo Bills (Aug. 9) and in addition to this game will don them again at New England (Oct. 18) and at home against the Bills (Nov. 15).

This is the 40th all-time meeting between the two clubs. The Titans are 22-16-1 against the Jets, including 1-0 in the playoffs.

This will be the fourth consecutive year the Titans have played the Jets but the first time the game has been played at the Meadowlands since a Monday night Jets victory in 2003. The Jets have won two of the most recent three contests at LP Field.

In last year's matchup, the Jets, led by quarterback **Brett Favre**, ended Tennessee's streak of 10 consecutive victories to start the season and 13 consecutive regular season victories dating back to 2007. Behind Favre, who passed for 224 yards and two touchdowns, the Jets totaled 409 yards and controlled the ball for more than 40 minutes in the game. Jets running back **Thomas Jones** led all ball carriers in the contest with 96 yards on 27 attempts, and **Leon Washington** added 82 yards and a pair of touchdowns.

In 2009, Favre has been replaced by rookie and former USC quarterback **Mark Sanchez**, who started in Week 1 against the Texans and led the Jets to a 24-7 victory.

The Jets' most significant change during the 2009 offseason occurred when **Rex Ryan** was hired to replace former head coach **Eric Mangini**. Ryan spent the past 10 seasons with the Baltimore Ravens, including the final four years there as the defensive coordinator.

The Jets play the first of two consecutive home games this week, hosting the AFC East rival New England Patriots.

THE SEASON AHEAD

If the Titans are going to make a third consecutive playoff appearance following the 2009 season, they will have to navigate a challenging schedule that includes several games against playoff teams, match-ups with each of the Super Bowl XLIII participants and lengthy travel.

Beginning with a Thursday night opener (Sept. 10) to kick off the NFL regular season at Heinz Field, home of the Super Bowl Champion Pittsburgh Steelers, the Titans will play four of their first six games on the road before taking their bye the weekend of Oct. 25.

However, early-season road travels give way to a friendlier home schedule at the close of the season. The Titans play four of their last six games at LP Field, including a string of three consecutive home games in December against the St. Louis Rams (Dec. 13), Miami Dolphins (Dec. 20) and San Diego Chargers (Dec. 25).

SIX GAMES AGAINST PLAYOFF TEAMS:

For the second consecutive season, the Titans will play a total of six games against opponents who earned playoff berths in the previous season. In 2009, they will face the division-winning Arizona Cardinals (Nov. 29), Dolphins and Chargers at LP Field and the Steelers on the road. The Cardinals and Steelers most recently represented their conferences in Super Bowl XLIII. Additionally, they will play two games against the Indianapolis Colts (Oct. 11 and Dec. 6), who earned a Wild Card berth in 2008.

Last year's combined record of Tennessee's 2009 opponents was 130-126, or a winning percentage of .508. That is the lowest previous season's winning percentage for Titans opponents since 2005, when they played teams that went a combined 126-130 (.492) in 2004.

A PAIR OF FIRSTS:

For the first time, the Cardinals will play a game in Tennessee. The two teams will meet for only the ninth time in the regular season and for the first time outside of Arizona since 1994, when the then-Houston Oilers hosted the game.

The Cardinals will become the last of the NFL's 32 current franchises to play a game at LP Field, which opened in 1999. The Titans have had success in playing teams making their initial appearance at LP Field, building a 23-7 record (.767) in those games. That includes most recently a 30-17 win in 2008 against the Minnesota Vikings.

The Titans also will make an initial appearance of their own inside an unfamiliar venue. In their first visit to Seattle (Jan. 3) since 1998, they will play for the first time at Qwest Field, which opened in 2002.

NEW FACES IN 2009

Several new faces have been added to the roster in 2009. Below is a quick career capsule on many of the key additions.

Added in Free Agency (Height, Weight, NFL Experience, College)

- **WR Nate Washington** (6-1, 185, 5th Year, Tiffin) - Washington played four seasons with the Pittsburgh Steelers before joining the Titans on March 3. He collected 104 career receptions for 1,705 yards and 12 touchdowns in 49 games with the Steelers and led the team in yards per catch in two of the last three seasons.
- **DT Jovan Haye** (6-2, 285, 5th Year, Vanderbilt) - Haye, who also signed with the Titans in March, spent the majority of the past three years with Tampa Bay after beginning his career with the Carolina Panthers. He has recorded 30 starts in 42 career games, and his statistics include 118 tackles, six sacks, one forced fumble and four fumble recoveries.
- **QB Patrick Ramsey** (6-2, 225, 8th Year, Tulane) - Ramsey, originally a first-round draft choice in 2002 by the Washington Redskins, joins the Titans after spending the last two seasons with the Denver Broncos. In 37 career games (24 starts), he has completed 511 of 913 passes for 5,930 yards with 35 touchdowns and 30 interceptions. Prior to joining the Broncos, he spent the 2006 campaign with the N.Y. Jets.

NEW FACES IN 2009 (CONTINUED)

RECENT FREE AGENCY HISTORY

Recent Titans unrestricted and restricted free agency additions and losses:

2009

Players Signed (5): CB DeMarcus Faggins, DT Jovan Haye, WR Mark Jones, QB Patrick Ramsey, WR Nate Washington

Players Lost (6): CB Chris Carr, DT Albert Haynesworth, WR Brandon Jones, CB Eric King, T Daniel Loper, QB Chris Simms

2008

Players Signed (4): DB Chris Carr (RFA), TE Dwayne Blakley, G Jake Scott, LB Josh Stamer

Players Lost (8): G Jacob Bell, RB Chris Brown, LB Gilbert Gardner, TE Ben Hartsock, DE Travis LaBoy, DE Antwan Odom, DT Randy Starks, TE Ben Troupe

Additional veterans signed as free agents in 2008: TE Alge Crumpler, DE Jevon Kearse, WR Justin McCareins

2007

Players Signed (5): LB Ryan Fowler (RFA), WR Justin Gage, CB Nick Harper, S Bryan Scott

Players Lost (3): WR Drew Bennett, WR Bobby Wade, DT Robaire Smith

2006

Players Signed (4): LB David Thornton, WR David Givens, C Kevin Mawae, S Chris Hope

Players Lost (4): LB Rocky Boiman, C Justin Hartwig, LB Brad Kassell, S Tank Williams

2005

Players Signed (1): DE Kyle Vanden Bosch

Players Lost (4): RB Antowain Smith, WR Eddie Berlin, CB Andre Dyson and TE Shad Meier

Added via NFL Draft (Height, Weight, College, Draft Round, Overall)

- **WR Kenny Britt** (6-3, 218, Rutgers, 1st Round, 30th Overall) - In a three-year career at Rutgers (34 games, 31 starts), Britt set a Big East Conference record with 3,043 receiving yards on 178 receptions. Additionally, he became Rutgers' all-time leader in career touchdown receptions (17, tied), consecutive 100-yard receiving game (five in 2008), career 100-yard receiving games (14), single-season receiving yards (1,371 in 2008) and single-season receptions (87 in 2008).
- **DT Sen'Derrick Marks** (6-2, 306, Auburn, 2nd Round, 62nd Overall) - Marks started 37 of 40 games during his three-year Auburn career and recorded 114 tackles, 7.5 sacks, 30 stops for losses and 10 quarterback pressures. Fighting through a pair of ankle injuries during his junior year, he earned second-team All-SEC recognition from the league's coaches and honorable mention from the Associated Press.
- **TE Jared Cook** (6-5, 246, South Carolina, 3rd Round, 89th Overall) - The Titans traded next year's second-round draft pick in order to select Cook in the third round of this year's draft. In a three-year career at South Carolina, Cook played in 36 games (15 starts) and hauled in 73 passes for 1,107 yards (15.2 avg.) and seven touchdowns. As a junior, he was recognized by SEC coaches with first-team All-SEC honors, while the Associated Press made him a second-team All-SEC selection.

NEW FACES IN 2009 (CONTINUED)

- **CB Ryan Mouton** (5-9, 187, Hawaii, 3rd Round, 94th Overall) - Mouton played two seasons at the University of Hawaii after beginning his collegiate career at Blinn Junior College. The All-WAC performer appeared in 24 games with 13 starts at Hawaii and collected 49 tackles, two sacks, three interceptions, 17 passes defensed and three forced fumbles.
- **LB Gerald McRath** (6-3, 231, Southern Mississippi, 4th Round, 130th Overall) - McRath started 25 of 36 career games for the Golden Eagles. The former Conference USA Defensive Player of the Year (2007) posted 386 career tackles, ranking third in USM history and eighth on the Conference USA record list. He added 32.5 tackles for loss, eight sacks, one interception, seven passes defensed, six forced fumbles and three fumble recoveries.
- **T/G Troy Kropog** (6-6, 309, Tulane, 4th Round, 135th Overall) - Kropog was a three-year starter (36 career games) at left tackle for the Green Wave. He served as a team captain as a senior and as a junior in 2007 helped pave the way for running back Matthew Forté's 2,000-plus rushing yards.
- **RB Javon Ringer** (5-9, 205, Michigan State, 5th Round, 173rd Overall) - In 45 career games (26 starts), Ringer became Michigan State's second all-time leading rusher with 4,398 yards on 843 carries. His 34 rushing touchdowns ranked fourth in MSU history, and he became the school's career leader with 5,426 career all-purpose yards. In 2008, he earned first-team Associated Press All-America honors.
- **CB Jason McCourty** (6-0, 193, Rutgers, 6th Round, 203rd Overall) - McCourty was a three-year starter at cornerback and a senior captain. He tallied two interceptions, 20 pass breakups and 148 tackles during his college career with the Scarlet Knights. During his senior campaign, he finished second in the Big East in kickoff return average (26.2 yards/return).
- **WR Dominique Edison** (6-2, 204, Stephen F. Austin, 6th Round, 206th Overall) - In 44 career games (32 starts), Edison totaled 182 receptions for 2,697 yards and 28 touchdowns. In Southland Conference history, he ranks second in career receptions and second in touchdown catches. He collected the majority of his statistics as a senior, when he set a school record with 67 catches for 1,016 yards and ranked second in the nation with 18 touchdown receptions.

Also drafted in 2009 and currently on the practice squad: G Ryan Durand (7th Round, Syracuse) and S Nick Schommer (7th Round, North Dakota State)

WHAT TO LOOK FOR IN 2009

- **The Titans** look to make the playoffs for the third consecutive season. It would be the first time accomplishing the feat since the team made seven consecutive postseason appearances from 1987-93.
- **The Titans** will try to produce a 1,000-yard running back for the 12th time in 14 seasons.
- **Jeff Fisher** (133 career wins as head coach) can move into 21st place in NFL history with two wins, passing Weeb Ewbank. He can move into 20th place with four wins (Hank Stram).
- **K Rob Bironas** (461 career points) can move into third place on the team's all-time scoring list with 88 more points, passing Tony Zendejas (548).
- **LB Keith Bulluck** (1,152 career tackles) can move into second place on the team's all-time tackles list with 130 more tackles, passing Robert Brazile (1,281).
- **LB Keith Bulluck** can produce 100 tackles for the eighth consecutive season to extend his team record.

WHAT TO LOOK FOR IN 2009

- **QB Kerry Collins** (37,637 career passing yards) needs 2,363 more passing yards to become the 12th quarterback in NFL history with 40,000 career passing yards.
- **QB Kerry Collins** (4,000 passing yards with Titans) can eclipse Ken Stabler for fifth place on the team's all-time passing list with 1,191 more passing yards, surpassing Cody Carlson (4,469), Chris Chandler (4,559), Vince Young (4,745 entering 2009) and Pete Beathard (5,128) along the way.
- **P Craig Hentrich** (1,146 career punts) will pass Chris Gardocki (1,177) for fourth place on the NFL's all-time punts list with 32 more punts. Along the way, Hentrich can pass Rohn Stark (1,141 punts), Chris Mohr (1,152) and Dave Jennings (1,154).
- **RB Chris Johnson** can become the first Titans running back since Eddie George in 2002-03 to post back-to-back 1,000-yard rushing campaigns and the third player in franchise history to accomplish the feat in his first two NFL seasons, joining George (1996-97) and Earl Campbell (1978-79).
- **DE Jevon Kearse** (52.0 career sacks with Titans) can pass Sean Jones (57.5) for fifth place on the team's all-time sack list with six more sacks and can move into fourth place with 7.5 more sacks (William Fuller, 59.0).
- **DE Kyle Vanden Bosch** (35.5 career sacks with Titans) can pass Ted Washington (45.0) for eighth place on the team's all-time sack list with 10 sacks.
- **RB LenDale White** (2,155 career rushing yards) needs 171 more yards to pass Allen Pinkett (2,324 yards) for 10th place on the team's all-time rushing list. He can move further up the list by passing Chris Brown (2,757) for ninth place and Ronnie Coleman (2,769) for eighth place.

TITANS RETURN 20 STARTERS

The Titans are projected in 2009 to field 20 of the team's 22 starters from the 2008 season.

On defense, only defensive tackle **Albert Haynesworth** was lost during the offseason. Candidates to take his spot in the lineup include 2008 second-round pick **Jason Jones** and 2009 free agent addition **Jovan Haye**.

Offensively, the unit returns intact from 2008 with the exception of wide receiver **Justin McCareins**. The Titans signed unrestricted free agent **Nate Washington** from the Pittsburgh Steelers and drafted **Kenny Britt** from Rutgers to fill out the receiving corps.

Kicker **Rob Bironas** and punter **Craig Hentrich** are also in place from last year.

Starters in 2008 and projected starters in 2009 (lineup change in **bold**; new roster addition underlined):

2008	Offensive Starters	2009
Justin McCareins	WR	<u>Nate Washington</u>
Michael Roos	LT	Michael Roos
Eugene Amano	LG	Eugene Amano
Kevin Mawae	C	Kevin Mawae
Jake Scott	RG	Jake Scott
David Stewart	RT	David Stewart
Alge Crumpler	TE	Alge Crumpler
Justin Gage	WR	Justin Gage
Kerry Collins	QB	Kerry Collins
Ahmard Hall	FB	Ahmard Hall
Chris Johnson	RB	Chris Johnson
2008	Defensive Starters	2009
Jevon Kearse	LE	Jevon Kearse
Tony Brown	LT	Jason Jones/Jovan Haye
Albert Haynesworth	RT	Tony Brown
Kyle Vanden Bosch	RE	Kyle Vanden Bosch
David Thornton	LLB	David Thornton
Stephen Tulloch	MLB	Stephen Tulloch
Keith Bulluck	RLB	Keith Bulluck
Nick Harper	LCB	Nick Harper
Cortland Finnegan	RCB	Cortland Finnegan
Chris Hope	SS	Chris Hope
Michael Griffin	FS	Michael Griffin

TITANS HEAD COACH JEFF FISHER

Jeff Fisher is entering his 15th full season as head coach of the Tennessee Titans and his 10th as Executive Vice President.

Fisher holds the franchise record for wins by a head coach and is the NFL leader in tenure with one team among active coaches. Entering 2009, he ranks 22nd on the NFL's career head coaching wins list and second among active coaches (Belichick).

Fisher was named interim head coach for the last six games of the 1994 season and has been in his current post ever since, leading the team through the transition from its final years in Houston to some of the club's greatest successes in Tennessee. Only nine other head coaches in NFL history have coached one team in more games than Fisher has led the Oilers/Titans.

The Titans recorded a 13-3 regular season record in 2008 for the third time (1999, 2000) under Fisher, matching the best record in team history. The win total helped Fisher vault five spots on the NFL's all-time win list, moving past **Sid Gillman** (123), **George Seifert** (124), **Jim Mora** (125), **Dick Vermeil** (126) and **Mike Ditka** (127) into 22nd place among head coaches.

While becoming the fourth NFL team in the 16-game schedule era since 1978) to own sole, wire-to-wire possession of first place in a division, the 2008 Titans clinched the AFC South Division Championship. Fisher led the 2008 squad to victories in the first 10 games of the season, a franchise record and only the 11th feat of its kind in the NFL since the 1970 AFL-NFL merger. Dating back to the end of the 2007 schedule, the Titans won a team-record 13 consecutive regular season contests.


With the Titans winning their division in 2008, Fisher has guided the franchise to six playoff appearances (1999, 2000, 2002, 2003, 2007, 2008) within the last 10 seasons (1999-08). Only two teams (Indianapolis and Philadelphia) in that time period had more postseason appearances than the Titans (tied with N.Y. Giants, New England, Pittsburgh, Seattle and Tampa Bay). Fisher's playoff accomplishments include three Division titles (2000, 2002 and 2008), two AFC Championship Games (1999, 2002) and one Super Bowl berth (XXXIV). He presided over the most victorious (56 regular season wins and five postseason wins) and successful five-year period in the franchise's history from 1999 to 2003.

No current NFL head coach has more tenure with his team than Fisher (15-plus seasons), and only the NBA's **Jerry Sloan** (tenure began in 1988-89) and Major League Baseball's **Bobby Cox** (1990) have more tenure among head coaches/managers in the four major U.S. professional team sports.

A native of Woodland Hills, Calif., the former USC and Chicago Bears defensive back became the Titans' 15th head coach on Jan. 5, 1995 following a stint as interim head coach to conclude the 1994 season. His previous coaching jobs included the defensive backs coach for the Philadelphia Eagles (1986-88) and San Francisco 49ers (1992-93) and the defensive coordinator for the Eagles (1988-90), Los Angeles Rams (1991) and Oilers (1994).

JEFF FISHER AT A GLANCE

- **Regular season record:** 128-103 (.554)
- **Postseason record:** 5-6 (.455)
- **Overall record:** 133-109 (.550)
- **At home:** 69-50 (.580)
- **On the road:** 64-57 (.529)
- **At neutral site:** 0-1
- **Years as Titans head coach:** 15* (1995-09)
- **Years as NFL head coach:** 19* (1995-08)



Fisher's Coaching Ledger:

Years	Team	Position
1994-09	Hou. Oilers/Tenn. Titans	Head Coach*
1994	Houston Oilers	Defensive Coordinator*
1992-93	San Francisco 49ers	Defensive Backs Coach
1991	L.A. Rams	Defensive Coordinator
1988-90	Philadelphia Eagles	Defensive Coordinator
1986-88	Philadelphia Eagles	Defensive Backs Coach
1981-85	Chicago Bears	Player (Defensive Back)

* Coached an additional six games as interim head coach in 1994.

Fisher facts:

- At USC, played in the same defensive backfield as future NFL stars **Ronnie Lott**, **Dennis Smith** and **Joey Browner**.
- Was a seventh-round draft pick by the Chicago Bears in 1981.
- In 1985, served in an "unofficial assistant coach" capacity while on injured reserve during the Bears run to Super Bowl XX.
- In 2006, Fisher's Chicago Bears record of 509 punt return yards in a season (1981) was broken by **Devin Hester** (600). Fisher still holds the team record for most punt returns in a season with 58 in 1984.
- In 1988, at the age of 30, became the NFL's youngest defensive coordinator under **Buddy Ryan**.
- Serves as Co-Chairman of the NFL Competition Committee.
- Ran the Country Music Marathon in 2002.
- Fisher is an avid golfer and fisherman.

TEXANS HEAD COACH GARY KUBIAK

Gary Kubiak is in his fourth season as head coach of the Texans. He returned to his hometown of Houston on Jan. 26, 2006 to become the second head coach in team history.

In just three seasons at the helm, Kubiak has the most wins of any head coach in Texans history with 22 career victories, including the two best seasons in team history. Kubiak wanted to create a home field advantage at Reliant Stadium, and he has made great strides in that direction. Since 2006, the Texans have a 16-8 home record, 6-2 each of the last two seasons.

Kubiak's second year saw the team achieve the best record in franchise history, finishing 8-8. The Texans won three of their last four and five of their last seven to finish the season at .500.

In his rookie season as a head coach, Kubiak guided the Texans to a 6-10 record, tripling the teams win total of the year before. The six wins were the second-most in franchise history. All six wins came versus AFC opponents, giving the Texans their most wins over conference foes in team annals.

Kubiak began his coaching career in 1992 as the running backs coach at his alma mater Texas A&M. Under Kubiak's watchful eye, running back Greg Hill was named second team All-America his junior year and was selected by Kansas City in the first round of the 1994 NFL Draft.

Kubiak started his NFL coaching career with the San Francisco 49ers in 1994. As quarterbacks coach, he guided Hall of Famer **Steve Young** to his best season as a pro. Under Kubiak's tutelage, Young had a career-high 70.3 completion percentage. He threw 35 touchdowns, passed for 3,969 yards and set an NFL record 112.8 passer rating, a mark that would stand for 10 seasons. Young captured Super Bowl XXIX MVP honors by tossing a

GARY KUBIAK AT A GLANCE

- **Regular season record:** 22-27 (.449)
- **Postseason record:** 0-0
- **Overall record:** 22-27 (.449)
- **vs. Titans:** 1-5
- **on the road vs. Titans:** 0-3
- **at home vs. Titans:** 1-2
- **vs. Jeff Fisher:** 1-5
- **Year as Texans head coach:** 4
- **Year as NFL head coach:** 4



record six touchdowns in San Francisco's 49-26 win over the San Diego Chargers.

In the spring of 1995, Kubiak returned to the Broncos as offensive coordinator, where he would steer Denver to the organization's best numbers in team history and help lead the team to seven postseason trips and two Super Bowl titles in 11 seasons.

Kubiak began as the offensive coordinator/quarterbacks coach to his former teammate, **John Elway**. Kubiak made an immediate impact as Elway threw for 3,970 yards, the second best mark of his Hall-of-Fame career. Elway increased his touchdown passes from 16 in 1994 to 26 in 1995.

MOST WINS IN FRANCHISE HISTORY

Jeff Fisher has more than doubled the win total of any previous head coach in franchise history. He passed the second head coach on the list, **Bum Phillips** (59 wins), in 2000.

Most wins by head coaches in Oilers/Titans history (includes postseason):

Coach	Years	W	L	T	Pct.
1. Jeff Fisher	1995-09	133	109	0	.550
2. Bum Phillips	1975-80	59	38	0	.608
3. Jack Pardee	1990-94	44	35	0	.556
4. Wally Lemm	1961, 66-70	38	40	4	.487
5. Jerry Glanville	1985-89	35	35	0	.500

CAREER WINS, ACTIVE COACHES

Jeff Fisher (133 career victories) ranks second among active NFL head coaches in number of career wins, trailing only New England's **Bill Belichick** (153).

The most total wins (regular and postseason) by active NFL head coaches:

Coach	Seasons	Wins
1. Bill Belichick	15	153*
2. Jeff Fisher	15	133
3. Tom Coughlin	14	124
4. Andy Reid	11	108
5. Norv Turner	12	81*

* Does not include Monday night game on Sept. 14

FISHER LEADS IN COACHING TENURE

Jeff Fisher's current tenure as head coach has lasted longer than that of any other active head coach in the NFL. The next closest head coach to Fisher in current tenure is Philadelphia's **Andy Reid** with 11 seasons.

Most consecutive seasons in a current head coaching position:

Coach	Team	Full Seasons
1. Jeff Fisher*	Tennessee	15
2. Andy Reid	Philadelphia	11
3. Bill Belichick	New England	10
4. John Fox	Carolina	8
5. Jack Del Rio	Jacksonville	7
Marvin Lewis	Cincinnati	7
6. Tom Coughlin	N.Y. Giants	6
Lovie Smith	Chicago	6

* Fisher coached an additional six games as interim head coach in 1994.

TENURE IN FOUR MAJOR U.S. SPORTS

Not only is **Jeff Fisher** the most-tenured current NFL head coach, he is among the leaders in all of professional U.S. team sports. Fisher's regime goes back to 1994, trailing only the tenures of two other head coaches/managers in the NFL, the National Basketball Association, Major League Baseball or the National Hockey League. The NBA's **Jerry Sloan** (Utah Jazz) leads the group, followed by MLB's **Bobby Cox** (Atlanta Braves) and Fisher. The longest tenured coach in the NHL is **Lindy Ruff** of the Buffalo Sabres (1998).

Most current consecutive seasons as head coach/manager in the NFL, NBA, MLB or NHL:

Coach/Manager	League	Team	First Season
Jerry Sloan	NBA	Utah Jazz	1988-89
Bobby Cox	MLB	Atlanta Braves	1990
Jeff Fisher	NFL	Tennessee Titans	1994 (interim)

GAMES COACHED WITH ONE TEAM

Jeff Fisher is the active leader and ranks 10th on the list of total games coached with one team in NFL history. On Oct. 7, 2007, he passed **Hank Stram** for 10th place all-time. Stram coached 210 games with the Kansas City Chiefs from 1960-74. Former Pittsburgh Steelers coach **Bill Cowher** is ninth on the all-time list with 261 games.

Most games coached by a head coach with one team in NFL history (active coaches in *italic*):

Coach	Years	Team	Games
1. George Halas	1920-67*	Chicago	506
2. Tom Landry	1960-88	Dallas	454
3. Don Shula	1970-95	Miami	423
4. Chuck Noll	1969-91	Pittsburgh	366
5. Curly Lambeau	1921-49	Green Bay	339
6. Bud Grant	1967-83, 85	Minnesota	281
7. Joe Gibbs	1981-92, 04-07	Washington	272
8. Steve Owen	1930-53	NY Giants	270
9. Bill Cowher	1992-06	Pittsburgh	261
10. Jeff Fisher	1995-08	Tennessee	241
11. Mike Shanahan	1995-08	Denver	237
12. Hank Stram	1960-74	Kansas City	210
13. Marv Levy	1986-97	Buffalo	201

* Not consecutive seasons. Halas coached a total of 40 seasons from 1920-67.

NFL HEAD COACHES SINCE 1995

Jeff Fisher is the longest-tenured coach in the NFL, having maintained his current post since the final six games of the 1994 season. Other than the Titans and Broncos (**Mike Shanahan**), no other NFL team had only one head coach from 1995 through 2008.

As of the start of training camp in 2009, there have been 106 different NFL head coaches other than Fisher since the start of the 1995 season, including seven first-time head coaches in 2009.

Number of Titans head coaches since 1995 1

Number of head coaches for 31 other NFL clubs since 1995 106*

The number above counts each head coach one time since the start of the 1995 season. Coaches who have been named to multiple head posts are counted only once in the list.

* The current number includes seven changes for 2009 -- Denver (Josh McDaniels), Detroit (Jim Schwartz), Indianapolis (Jim Caldwell), Kansas City (Todd Haley), the New York Jets (Rex Ryan), St. Louis (Steve Spagnuolo) and Tampa Bay (Raheem Morris).



TOP WINNING PERCENTAGES SINCE 1999

The Titans rank fifth in the NFL in regular season winning percentage since the start of the 1999 season. They trail only the Indianapolis Colts, New England Patriots, Pittsburgh Steelers and Philadelphia Eagles.

Top NFL regular season winning percentage from 1999 through 2008:

Team	Wins	Losses	Ties	Pct
1. Indianapolis Colts	115	46	0	.714
2. New England Patriots	110	50	0	.688
3. Pittsburgh Steelers	101	59	1	.630
4. Philadelphia Eagles	98	62	1	.612
5. Tennessee Titans	96	65	0	.596
6. Green Bay Packers	93	68	0	.578
7. Baltimore Ravens	92	69	0	.571
Denver Broncos	92	69	0	.571
9. New York Giants	88	73	0	.547
10. Seattle Seahawks	87	74	0	.540
Tampa Bay Buccaneers	87	74	0	.540

SUCCESS ON THE ROAD UNDER FISHER

Since **Jeff Fisher's** first full season as head coach in 1995, the Titans have recorded a .500 or better road record in 11 of 14 seasons, including the 2008 regular season, in which the Titans were 6-2.

The Titans own the fourth-highest road winning percentage in the NFL in that time period. They trail only the New England Patriots, Indianapolis Colts and Pittsburgh Steelers.

NFL's best records in road games since 1995, Jeff Fisher's first full season as head coach:

Team	W	L	T	Pct.
1. New England Patriots	67	45	0	.598
2. Indianapolis Colts	62	50	0	.554
3. Pittsburgh Steelers	61	51	0	.545
4. Tennessee Titans	61	52	0	.540
5. Green Bay Packers	58	54	0	.518
6. Philadelphia Eagles	57	54	2	.513
7. New York Giants	56	55	1	.504
8. Denver Broncos	56	57	0	.496
9. Carolina Panthers	50	62	0	.446
10. Jacksonville Jaguars	49	64	0	.434
Miami Dolphins	49	64	0	.434

MAINTAINING A ROAD LEAD

The Titans own a 50-2 road record in the Fisher era when the team has the lead going into the fourth quarter, which puts Fisher behind only **Vince Lombardi** for the best record of all-time.

All-time head coaches with the best ROAD records with a lead going into the fourth quarter (minimum 25 road games with lead going into fourth quarter):

Head Coach	W - L - T	Pct.
1. Vince Lombardi	38-1-1	.974
2. Jeff Fisher	50-2-0	.962
3. John Madden	34-1-4	.958

Note: Tie games were not computed in winning percentage from 1920-1971. Since 1972, tie games have been computed in winning percentage counting as a half-win and half-loss.

ROAD RUSHING YARDS

One of the keys to Tennessee's consistency in the running game is the team's ability to perform on the road. The team has proven under **Jeff Fisher** it has the ability to do so even in the most hostile environments.

Since Fisher took over as the team's head coach in 1995, the Titans are third in the NFL in rushing yards per road contest, averaging 124.4 rushing yards per game.

Six of Tennessee's top 10 road rushing games in the Fisher era have occurred since the start of the 2006 season.

Average rushing yards per road game, 1995-09:

Team	Avg. per road game
1. Denver Broncos	133.3
2. Pittsburgh Steelers	125.9
3. Tennessee Titans	124.0
4. Jacksonville Jaguars	121.8
5. Minnesota Vikings	119.8
6. New York Giants	118.9
7. Atlanta Falcons	118.6
8. San Francisco 49ers	118.2
9. Dallas Cowboys	118.1
10. Kansas City Chiefs	114.6

RUSHING SINCE 1995

Running the football has long been a staple of **Jeff Fisher** clubs. Since the start of the 1995 season, his first full season as head coach, the Titans have ranked consistently in the NFL's Top 10 in rushing yards per game.

Most rushing yards per game from 1995-09:

Team	Att	Yds	Avg	TD	Yds/Gm
1. Denver Broncos	6,852	30,993	4.5	235	138.4
2. Pittsburgh Steelers	7,271	29,858	4.1	215	132.7
3. Minnesota Vikings	6,182	27,730	4.5	193	123.8
4. Kansas City Chiefs	6,508	27,684	4.3	252	123.6
5. Jacksonville Jaguars	6,494	27,577	4.2	227	123.1
6. Atlanta Falcons	6,281	27,207	4.3	183	121.5
7. Tennessee Titans	6,789	27,266	4.0	201	121.2
8. San Francisco 49ers	6,248	26,888	4.3	197	120.0
9. New York Giants	6,512	26,876	4.1	186	120.0
10. Washington Redskins	6,513	26,573	4.1	195	118.6

3RD DOWN DEFENSE IN THE FISHER ERA

A defensive trademark of **Jeff Fisher's** clubs has been success on third down. Since the start of the 1995 season, his first full season as head coach, his defense is second in the NFL in opponents' third down success rate at 35.7 percent.

In 2008, the Titans allowed a 35.0 percent conversion rate on third down, which ranked sixth in the league.

Best defenses on third down from 1995 through 2009:

Team	Opponents' 3rd Down Pct.
1. Philadelphia Eagles	35.3
2. Tennessee Titans	35.7
3. Green Bay Packers	35.8
4. Baltimore Ravens	35.8
5. Tampa Bay Buccaneers	36.0

STOPPING THE RUN

The Titans have been the fourth best team in the NFL in defending the run since the start of the 1995 season, **Jeff Fisher's** first full year as a head coach. Their opponents have averaged just 99.2 rushing yards per game in that period of time.

Fewest rushing yards per game by opponents, 1995-09:

Team	Opponents' rush yards/game
1. Pittsburgh Steelers	91.3
2. Baltimore Ravens	92.4
3. San Diego Chargers	98.7
4. Tennessee Titans	99.2
5. San Francisco 49ers	103.4

When the Titans do not allow an individual 100-yard rusher, their chances of success increase dramatically. Since the start of the 1995 season, the Titans have allowed 39 100-yard rushing performances by an opponent. In those games, they are 9-30 (.231). In games they do not allow a 100-yard rusher, they are 118-68 (.634).

The Titans have had the most success stopping the run at home. **The Titans have only allowed 10 100-yard rushers** (Edgerrin James, Larry Johnson, Fred Taylor, Domanick Davis, Shaun Alexander, Julius Jones, Wali Lundy, Maurice Jones-Drew, LaDainian Tomlinson and Steve Slaton) in **80 regular season games at LP Field** (1999-08).

TITANS PLAY IT CLOSE

Playing in tightly-contested games is not a recent phenomenon to the Titans. Fisher's clubs have played a minimum of five games decided by seven points or less in each of his 14 full seasons as head coach, including 2008, when the club was 4-1 in games decided by seven points or less and 2-1 in games decided by three points or less.

Win-loss records by the Titans in close games since 1995 (regular season):

Year	Final Score is by . . .		
	1 pt	3 or fewer	7 or fewer
2009	0-0	0-1	0-1
2008	0-1	2-1	4-1
2007	0-0	2-2	6-3
2006	1-2	4-3	7-4
2005	0-0	1-1	1-4
2004	0-0	1-2	2-3
2003	0-0	2-1	4-1
2002	0-1	2-2	4-2
2001	0-0	3-2	5-4
2000	0-1	2-1	4-3
1999	2-0	5-1	7-1
1998	0-0	2-2	3-4
1997	0-0	1-3	2-4
1996	0-2	2-3	3-5
1995	0-1	0-2	1-7
Totals	3-8	29-27	53-47



The Titans won 13-10 at Baltimore during the 2008 regular season.

TITANS & TURNOVER DIFFERENTIAL

In 2008, the Titans ranked second in the NFL with a plus-14 turnover ratio, having recorded 31 takeaways and 17 turnovers.

Since 1995, **Jeff Fisher's** first full season as head coach, the Titans have had an even turnover ratio or better in 10 of 14 full seasons. In that time, the Titans have not finished below .500 in any of the five seasons with a positive turnover differential.

Their total turnover differential in 14 full seasons under Fisher is plus-42, which ranks sixth in the NFL.

Titans turnovers and takeaways since 1995:

Season	Takeaways	Turnovers	Differential
1995 (7-9)	38	38	0
1996 (8-8)	26	30	-4
1997 (8-8)	32	26	+6
1998 (8-8)	19	19	0
1999 (13-3)	40	22	+18
2000 (13-3)	30	30	0
2001 (7-9)	24	28	-4
2002 (11-5)	29	25	+4
2003 (12-4)	34	21	+13
2004 (5-11)	30	31	-1
2005 (4-12)	20	26	-6
2006 (8-8)	28	26	+2
2007 (10-6)	34	34	0
2008 (13-3)	31	17	+14
2009 (0-1)	3	2	+1
Total Differential			+43

Within individual games, the Titans' fortunes have turned dramatically upon forcing turnovers. In the last five seasons (2005-09), the Titans have not lost a game in which they had a plus-two or greater turnover margin.

Record by turnover differential in Titans games since 2005:

Turnover Differential	Record In Last Five Seasons					Five-Year Totals
	2005	2006	2007	2008	2009	
-4 or more	0-1	0-0	0-0	0-0	0-0	0-1
-3	0-1	0-2	1-0	0-0	0-0	1-3
-2	0-1	1-3	1-3	1-0	0-0	3-7
-1	0-4	0-1	2-2	0-1	0-0	2-8
0	1-3	2-0	1-0	4-1	0-0	8-4
+1	2-2	0-2	1-1	3-1	0-1	6-7
+2	0-0	3-0	1-0	3-0	0-0	7-0
+3	1-0	0-0	1-0	1-0	0-0	3-0
+4 or more	0-0	2-0	2-0	1-0	0-0	5-0

TIME OF POSSESSION

Winning the time-of-possession battle is a staple of **Jeff Fisher** clubs. Since the start of the 1999 season, the Titans have successfully controlled the ball for longer than their opponents in 102 of 161 regular season games (63.4 percent). When they do so, they win more than two-thirds of their games. They are 70-32 (.686) in regular season games when they win time of possession versus 27-32 (.458) when they do not during that time span.

In Fisher's first 14 full seasons as head coach (1995-08), the Titans tied with Denver for second in the league in average time of possession at 31:29, trailing only the Pittsburgh Steelers (31:56).

Tennessee's average time of possession and NFL rank, 1995-09:

Season	Avg. TOP (Rank)	Season	Avg. TOP (Rank)
1995	32:12 (2)	2003	32:52 (2t)
1996	33:02 (3)	2004	31:40 (5)
1997	31:27 (7)	2005	31:13 (9)
1998	31:41 (9)	2006	27:17 (32)
1999	31:30 (8)	2007	31:38 (4)
2000	33:47 (1)	2008	29:09 (22)
2001	31:29 (5)	2009	28:21 (23)
2002	32:47 (1t)		

TITANS AND THE AFC SOUTH

The Titans clinched the AFC South title in 2008 with a 13-3 overall record. Within the division, their record was 4-2. They defeated every team in the division at least once, picking up a pair of wins against the Jacksonville Jaguars (9/7 and 11/16) and one win against the Houston Texans (9/21) and Indianapolis Colts (10/27).



The Titans have gone 4-2 within the AFC South for three consecutive seasons. In that time, they are tied with the Colts with a division-best record of 12-6.

2009 Regular Season AFC South Standings:

Team	W	L	Pct	vs. Div.	Last 4 Years ('06-09)
					vs. Division
Indianapolis	1	0	1.000	1-0	13-6
Tennessee	0	1	0.000	0-0	12-6
Houston	0	1	0.000	0-0	6-12
Jacksonville	0	1	0.000	0-1	6-13

JEFF FISHER'S DIVISIONAL RECORD

In nine of his first 14 full seasons as Titans head coach, including 2008, **Jeff Fisher** led the team to a winning record within the division. The 2006 season marked a return to the team's divisional success after a pair of down years in 2004 and 2005. The Titans matched their 2006 divisional record with a 4-2 record in 2007 and 2008. From 1998-2003, the Titans were above .500 in the division for five of six seasons.

The team played in the AFC Central during his tenure from 1994-01 and in the newly-created AFC South from 2002-present.

Titans year-by-year record within their division under Head Coach Jeff Fisher (AFC Central, 1994-01; AFC South, 2002-09):

Season	Divisional Record
1994*	0-1
1995	3-5
1996	5-3
1997	2-6
1998	7-1
1999	9-1
2000	8-2
2001	3-7
2002	6-0
2003	4-2
2004	1-5
2005	2-4
2006	4-2
2007	4-2
2008	4-2
2009	0-0
Totals	62-43 (.590)

* Interim head coach for final six games of 2004.

11 YEARS OF SELLOUTS

On July 18, the Titans made available approximately 3,000 tickets for each Titans home game that are not eligible for purchase on a season-ticket basis. All of the tickets were gone within three hours, extending the team's sellout streak to 114 games -- every pre-season, regular season and postseason game played at the 69,143-seat LP Field, including the future 2009 games.



In the regular season, the Titans are 52-28 (.650) at LP Field since the stadium opened in 1999. They are 2-2 (.667) in the postseason and 15-7 (.682) in the preseason.

The Titans at LP Field (1999-present):

Games	Total	Record	Pct.
Preseason	22	15-7	.682
Regular Season	80	52-28	.650
Postseason	4	2-2	.500

PLAYING THE NFC

In 2008, the Titans completed a sweep of the NFC North by defeating the Minnesota Vikings, Green Bay Packers, Chicago Bears and Detroit Lions.

In 2009, they will face every team from the NFC West, squaring off at LP Field against the Arizona Cardinals (11/29) and St. Louis Rams (12/13) and playing the San Francisco 49ers (11/8) and Seattle Seahawks (1/3) on the road.

Since the NFL realigned its divisions in 2002, the Titans have a 19-9 record against the NFC. With one exception, they have gone .500 against the NFC in every campaign since 2002 (1-3 in 2005).

Jeff Fisher's all-time regular season record against the NFC is 37-25, including a 19-12 mark at home and 18-13 record on the road.

Tennessee's results vs. current NFC divisions since 2002 realignment:

Year	vs. Division	Record
2002	NFC East	2-2
2003	NFC South	4-0
2004	NFC North	2-2
2005	NFC West	1-3
2006	NFC East	3-1
2007	NFC South	3-1
2008	NFC North	4-0
2009	NFC West	0-0
Total		19-9

SACKS AT LP FIELD

The Titans have been one of the league's most successful home teams in getting to opposing quarterbacks since LP Field opened in 1999. That season also was the first season the Titans defensive line was coached by **Jim Washburn**. In that time, they rank second in the NFL behind only the Baltimore Ravens (236) with 224 sacks in home contests. The Titans totaled 26 sacks in their eight regular season games at LP Field in 2008.



Most sacks in homes games since LP Field opened in 1999:

Team	Sacks in Home Games
1. Baltimore Ravens	236
2. Tennessee Titans	224
3. Miami Dolphins	220
4. Seattle Seahawks	215
5. Philadelphia Eagles	213
6. Atlanta Falcons	208
Indianapolis Colts	208
8. St. Louis Rams	205
9. New York Giants	204
Pittsburgh Steelers	204



THE OFFENSIVE LINE

Hall of Fame offensive lineman **Mike Munchak** began coaching the team's offensive line in 1997. Since that time, the unit has consistently been ranked in the top 10 in fewest sacks allowed, net rushing yards and average rushing yards. In only one season (2001) since Munchak took over as offensive line coach have the Titans not finished the season ranked in the top 10 in any of the three categories.

The starters on the offensive line for 15 of the 16 regular season games in 2008 were left tackle **Michael Roos**, left guard **Eugene Amano**, center **Kevin Mawae**, right guard **Jake Scott** and right tackle **David Stewart**. The same group is assembled at the start of the 2009 season.

The group performed at a high level, allowing the team's offense to ascend several leaderboards. The Titans set a new franchise benchmark in sacks allowed and tied for the league lead yielding only 12 sacks. Previously, the lowest sack total given up by the Titans in a 16-game season (since 1978) was 17 in 1978. Also in 2008, the line helped the Titans finish the regular season in the league's top 10 in rushing for the third consecutive season. Tennessee's 24 total rushing touchdowns ranked second in the league behind only the Carolina Panthers (30).

MAWAE LEADS O-LINEMEN

As evidenced by his seven career Pro Bowl selections, center **Kevin Mawae** has long been recognized among the game's best centers.

He also has gained notoriety for his durability and consistency during his career of 15 full seasons. Among all current NFL offensive linemen, Mawae ranks first in total number of regular season games played. Also, among current Tennessee Titans, he trails only punter **Craig Hentrich** for most NFL games played.




Kevin Mawae

Most career regular season games by active NFL offensive linemen:

Pos./Name	Current Team	Career Games
1. C Kevin Mawae	Tennessee	226
2. T Jon Runyan	Free Agent	202
3. C Casey Wiegmann	Denver	180
T Walter Jones	Seattle	180
5. G Alan Faneca	N.Y. Jets	c175

A brief rundown of the club's top offensive linemen:


- **Kevin Mawae**, a six-time Pro Bowler, was signed in 2006 as an unrestricted free agent. Mawae spent the previous eight seasons with the New York Jets after playing his first four seasons with the Seattle Seahawks. With Johnson reaching the 1,000-yard mark in 2008, Mawae blocked for a 1,000-yard rusher for the 12th time in 15 NFL seasons. He was named to his seventh Pro Bowl in 2008.
- In 2008, the Titans turned to free agency to fill their vacant right guard spot, signing **Jake Scott** from the Indianapolis Colts. Scott started 55 consecutive games from 2005-07 to end his career with the Colts and then started every game in his first season with the Titans.
- **Eugene Amano** has been an important contributor since his rookie year in 2004, backing up all three interior line positions for much of his first four seasons. The former seventh-round pick received a contract extension in 2007 and in 2008 completed his first season as a full-time starter.
- The starter at left tackle is **Michael Roos**, a former second-round pick from Eastern Washington, started 15 games as a rookie at right tackle and every game since then on the left side. Roos, who was rewarded by the Titans with a long-term contract extension in 2008, justified the new deal by being named to his first Pro Bowl. He became the first franchise left tackle to be named to the Pro Bowl since Brad Hopkins in 2003. He also was named first-team Associated Press All-Pro and was selected to All-Pro or All-NFL teams by the Dallas Morning News, Pro Football Weekly/Professional Football Writers of America, Sports Illustrated and Sporting News.
- At right tackle, **David "Big Country" Stewart** is in his fifth NFL season. Like Roos, Stewart received a long-term contract extension in 2008. The former fourth-round pick from Mississippi State has not missed a start since entering the lineup in 2006.
- **Leroy Harris** backed up all three interior offensive line positions in his initial two NFL seasons. The former fourth-round pick from N.C. State stepped in to start at center at the conclusion of the 2008 campaign.



RG Jake Scott



LG Eugene Amano



LT Michael Roos



RT David Stewart

OFFENSIVE LINE IN THE MIKE MUNCHAK COACHING ERA

The chart below details the team's regular starters on the offensive line since 1997, the year Munchak took the reigns as the team's offensive line coach, and the results the line helped produce.

Offensive line starters and production since 1997, Mike Munchak's first season as offensive line coach:

Year	LT	LG	C	RG	RT	Sacked (Rank)	Rush Yds (Rank)	Rush Avg (Rank)
2008	M. Roos	E. Amano	K. Mawae	J. Scott	D. Stewart	1 (T-5)	86.0/game (T-13)	3.4 (16)
2008	M. Roos	E. Amano	K. Mawae	J. Scott	D. Stewart	12 (T-1)	2,199 (7)	4.3 (11)
2007	M. Roos	J. Bell	K. Mawae	B. Olson	D. Stewart	30 (14)	2,109 (5)	3.9 (21)
2006	M. Roos	J. Bell	K. Mawae	B. Olson	D. Stewart	29 (T-10)	2,214 (5)	4.7 (7)
2005	B. Hopkins	Z. Piller	J. Hartwig	B. Olson	M. Roos	31 (T-10)	1,525 (23)	3.8 (20)
2004	B. Hopkins	J. Bell	J. Hartwig	B. Olson	F. Miller	44 (T-23)	1,871 (14)	4.5 (7)
2003	B. Hopkins	Z. Piller	J. Hartwig	B. Olson	F. Miller	25 (T-6)	1,623 (26)	3.3 (31)
2002	B. Hopkins	Z. Piller	G. DiNapoli	B. Olson	F. Miller	21 (2)	1,952 (11)	3.8 (26)
2001	B. Hopkins	Z. Piller	B. Matthews	B. Olson	F. Miller	43 (21)	1,794 (12)	3.8 (23)
2000	B. Hopkins	B. Matthews	K. Long	B. Olson	F. Miller	27 (4)	2,084 (7)	3.8 (24)
1999	B. Hopkins	B. Matthews	K. Long	B. Olson	J. Runyan	25 (3)	1,811 (13)	3.9 (17)
1998	B. Hopkins	B. Matthews	M. Stepnoski	J. Layman	J. Runyan	35 (T-10)	1,970 (9)	2,414 (3)
1997	B. Hopkins	B. Matthews	M. Stepnoski	K. Donnalley	J. Runyan	32 (T-5)	2,414 (3)	4.5 (4)

QB KERRY COLLINS

Veteran quarterback **Kerry Collins** is in his 15th NFL season and fourth campaign with the Titans. However, for the first time in his time in Tennessee, Collins was named the starting quarterback early in the off-season. He was signed to a two-year contract extension in February.

Collins ranks 14th in NFL history and third among active players (Brett Favre and Peyton Manning) in career passing yards. He ranks 11th all-time in career completions

In 2008, he became the team's starter in Week 2 of the regular season and capped the year with his second career Pro Bowl. He also was named to USA Today's All-Joe squad.

His 12 victories in 2008 tied Steve McNair's franchise record (2000) and also matched Collins' personal high (2000). With 242 completions, 2,676 yards, 12 touchdowns and seven interceptions on 415 attempts, his passer rating of 80.2 was the third-highest of his career (2000, 2002).

Prior to joining the Titans, Collins played 11 previous seasons with the Carolina Panthers (1995-98), New Orleans Saints (1998), New York Giants (1999-03) and Oakland Raiders (2004-05). Including the 2008 season, he has led his teams to the playoffs four times as a starter, including an appearance in the NFC Championship Game following the 1996 season with the Panthers and a Super Bowl appearance following the 2000 season with the Giants.

In his 2000 campaign with the Giants, he reached 3,000 passing yards for the first time in his career and for the first of six consecutive seasons reaching the mark. In 2002, while still with the Giants, he enjoyed the most prolific season by a quarterback in franchise history. He set a team record, was first in the NFC and was fourth in the NFL with 4,073 passing yards, surpassing Phil Simms' 1984 team record of 4,044 yards.

Collins was originally selected by the Panthers out of Penn State with the fifth overall pick in the 1995 NFL Draft. He was named to his first Pro Bowl following the 1996 season.

Kerry Collins' 2009 Highlights:

- **During the 2009 preseason**, started all five games and recorded 30 completions, 276 yards, two touchdowns and two interceptions on 47 attempts (76.2 rating). He completed a touchdown pass in consecutive games (8/21 at Dallas and 8/29 at Cleveland) to Justin Gage.



COLLINS' CAREER RECORD WHEN ...

When Collins ...	2009	Career Reg Season	Career Playoffs	Overall Career
Starts at quarterback	0-1	79-86	3-4	82-90
Starts vs. division opponents	0-0	34-39	1-0	35-39
Passes for 300 or more yards	0-0	13-17	1-1	14-18
Completes one or more TD passes	0-1	58-52	2-2	60-54
Completes two or more TD passes	0-0	29-21	2-1	31-22
Completes three or more TD passes	0-0	12-9	1-1	13-10
Starts and passes for no interceptions	0-0	42-20	1-0	43-20
Has a passer rating of 80.0 or greater	0-1	46-22	2-1	48-23
Has a passer rating of 90.0 or greater	0-0	34-11	1-1	35-12
Has a passer rating of 100.0 or greater	0-0	24-5	1-1	25-6

- **At Pittsburgh (8/9)**, he completed 22 of 35 passes for 244 yards, one touchdown and one interception. He found Justin Gage for a 14-yard score in the second quarter.

Collins' Career Regular Season Statistics:

Year	Team	GP	GS	Att	Cmp	Pct	Passing		TD	TD%	Int	Int%	Lg	Sack	Lost	Rate
							Yds	Yd/Att								
1995	Car	15	13	433	214	49.4	2,717	6.3	14	3.2	19	4.4	89t	24	150	61.9
1996	Car	13	12	364	204	56.0	2,454	6.7	14	3.8	9	2.5	55	18	114	79.4
1997	Car	13	13	381	200	52.5	2,124	5.6	11	2.9	21	5.5	59t	27	200	55.7
1998	Car/NO	11	11	353	170	48.2	2,213	6.3	12	3.4	15	4.2	89t	31	191	62.0
1999	NYG	10	7	331	190	57.4	2,318	7.0	8	2.4	11	3.3	80t	16	112	73.3
2000	NYG	16	16	529	311	58.8	3,610	6.8	22	4.2	13	2.5	59	28	243	83.1
2001	NYG	16	16	568	327	57.6	3,764	6.6	19	3.3	16	2.8	74	36	206	77.1
2002	NYG	16	16	545	335	61.5	4,073	7.5	19	3.5	14	2.6	82t	24	152	85.4
2003	NYG	13	13	500	284	56.8	3,110	6.2	13	2.6	16	3.2	77t	28	164	70.7
2004	Oak	14	13	513	289	56.3	3,495	6.8	21	4.1	20	3.9	63	25	144	74.8
2005	Oak	15	15	565	302	53.5	3,759	6.7	20	3.5	12	2.1	79	39	261	77.3
2006	Ten	4	3	90	42	46.7	549	6.1	1	1.1	6	6.7	36	4	23	42.3
2007	Ten	6	1	82	50	61.0	531	6.5	0	0.0	0	0.0	46	5	42	79.9
2008	Ten	16	15	415	242	58.3	2,676	6.4	12	2.9	7	1.7	56t	8	60	80.2
2009	Ten	1	1	35	22	62.9	244	7.0	1	2.9	1	2.9	57	1	10	81.1
Totals		179	165	5,704	3,182	55.8	37,637	6.6	187	3.3	180	3.2	89t	314	2,072	73.8

KERRY COLLINS' TOUCHDOWN TARGETS

In a 15-year career with the Carolina Panthers, New Orleans Saints, New York Giants, Oakland Raiders and Tennessee Titans, Collins has passed for 187 touchdowns in the regular season. There are 42 players who have been on the receiving end of Collins touchdown passes.

The player with the most touchdown receptions from Collins is former Giants wide receiver **Amani Toomer**, who caught 28 touchdown passes from Collins in the regular season and four in the postseason. **Justin Gage** has connected with Collins seven times for touchdowns, the highest number among current Titans.

Recipients of Kerry Collins' touchdown passes:

Player	TDs	Player	TDs	Player	TDs	Collins' playoff touchdowns:	
						Player	TDs
Amani Toomer	28	Tiki Barber	3	Don Beebe	1	Amani Toomer	4
Ike Hilliard	23	Rae Carruth	3	Bob Christian	1	Ike Hilliard	2
Jerry Porter	13	Raghib Ismail	3	Greg Comella	1	Aaron Craver	1
Wesley Walls	12	Marcellus Rivers	3	Aaron Craver	1	Alge Crumpler	1
Mark Carrier	9	Bo Scaife	3	Alge Crumpler	1	Willie Green	1
Randy Moss	8	Charles Stackhouse	3	Eric Guliford	1	Howard Griffith	1
Justin Gage	7	Cam Cleeland	2	Andre Hastings	1	Joe Jurevicius	1
Willie Green	6	Scott Greene	2	Anthony Johnson	1	Jeremy Shockey	1
Dan Campbell	5	Howard Griffith	2	Brandon Jones	1	Wesley Walls	1
Ronald Curry	5	Ahmard Hall	2	Alvis Whitted	1	Playoff Total	12
Courtney Anderson	4	Teyo Johnson	2	Regular Season Total	187		
Ron Dixon	4	Doug Jolley	2				
Doug Gabriel	4	LaMont Jordan	2				
Joe Jurevicius	4	Pete Metzelaars	2				
Muhsin Muhammad	4	Pete Mitchell	2				
Jeremy Shockey	4	Brian Alford	1				

KERRY COLLINS' CAREER GAME-WINNING DRIVES

In his 15-year NFL career, quarterback **Kerry Collins** has engineered 29 career game-winning performances in the fourth quarter or overtime. Of those performances, 16 have occurred with the winning score happening in overtime or with less than two minutes to play in the fourth quarter. As a member of the Titans, Collins has engineered game-winning drives on five occasions: at Houston (10/21/07), at Indianapolis (12/30/07), at Baltimore (10/5/08), against Indianapolis (10/27/08) and against Green Bay (11/2/08). Nine of Collins' last 11 game-winning performances have come on the road.

Games in which Collins has led his team to victory after a fourth-quarter deficit or tie:

Date/Opp.	Score with		Collins' Statistics*					Rating	Go-Ahead Scoring Play	Final Score
	Time Remaining	In Regulation	Att	Cmp	Yds	TD	INT			
11/2/08 vs. Green Bay	16-16	5:30	6	10	67	0	0	80.0	<u>41-yard FG by Rob Bironas</u>	19-16 OT
10/27/08 vs. Indianapolis	14-14	15:00	6	10	55	0	0	75.0	48-yard FG by Rob Bironas	31-21
10/5/08 at Baltimore	3-10	15:00	12	7	72	1	0	103.5	<u>11-yard TD pass from Kerry Collins to Alge Crumpler</u>	13-10
12/30/07 at Indianapolis	10-10	15:00	9	7	74	0	0	100.9	54-yard FG by Rob Bironas	16-10
10/21/07 at Houston	35-36	0:57	4	2	63	0	0	95.8	<u>29-yard FG by Rob Bironas</u>	38-36
11/20/05 at Washington	10-13	15:00	12	9	128	0	0	109.0	<u>19-yard FG by Sebastian Janikowski</u>	16-13
11/28/04 at Denver	13-17	14:26	18	12	190	2	2	99.1	<u>5-yard TD pass from Kerry Collins to Jerry Porter</u>	25-24
11/7/04 at Carolina	24-24	2:25	2	2	31	0	0	118.8	<u>19-yard FG by Sebastian Janikowski</u>	27-24
11/2/03 at N.Y. Jets	28-28	0:29	10	6	85	0	0	87.5	<u>29-yard FG by Brett Conway</u>	31-28 OT
10/26/03 at Minnesota	16-17	15:00	9	4	92	1	0	118.8	2-yard TD run by Tiki Barber	29-17
9/21/03 at Washington	21-21	0:13	4	3	50	0	0	116.7	<u>29-yard FG by Matt Bryant</u>	24-21 OT
12/28/02 vs. Philadelphia	0-7	15:00	10	8	75	1	0	131.3	<u>39-yard FG by Matt Bryant</u>	10-7 OT
11/17/02 vs. Washington	16-17	15:00	4	2	17	0	0	61.5	19-yard FG by Matt Bryant	19-17
11/10/02 at Minnesota	19-20	8:36	7	6	72	0	0	109.5	8-yard TD run by Tiki Barber	27-20
10/6/02 at Dallas	14-17	10:52	7	5	57	1	0	135.1	17-yard TD pass from Kerry Collins to Marcellus Rivers	21-17
9/22/02 vs. Seattle	3-6	15:00	7	6	88	0	0	118.8	47-yard FG by Matt Bryant	9-6
12/23/01 vs. Seattle	17-24	15:00	17	11	104	1	0	101.1	<u>7-yard TD pass from Kerry Collins to Ike Hilliard</u>	27-24
12/15/01 vs. Arizona	10-13	4:04	9	6	56	1	0	120.6	<u>4-yard TD pass from Kerry Collins to Amani Toomer</u>	17-13
11/4/01 vs. Dallas	14-24	15:00	9	8	92	1	0	146.3	<u>42-yard FG by Morten Anderson</u>	27-24 OT
10/7/01 vs. Washington	9-9	15:00	5	3	31	1	1	77.9	1-yard TD pass from Kerry Collins to Daniel Campbell	23-9
12/23/00 vs. Jacksonville	7-10	15:00	8	5	148	2	0	145.8	5-yard TD pass from Kerry Collins to Ike Hilliard	28-25
12/17/00 at Dallas	7-13	15:00	2	0	0	0	0	39.6	<u>13-yard TD run by Tiki Barber</u>	17-13
10/15/00 vs. Dallas	13-14	15:00	5	4	23	0	0	85.8	3-yard TD run by Ron Dayne	19-14
12/12/99 at Buffalo	16-17	9:34	14	6	60	0	0	55.7	<u>48-yard FG by Cary Blanchard</u>	19-17
10/3/99 vs. Philadelphia	13-15	12:37	10	5	85	0	0	79.2	23-yard FG by Brad Daluiso	16-15
9/8/96 at New Orleans	16-17	15:00	5	5	61	0	0	117.5	23-yard FG by John Kasay	22-20
12/17/95 vs. Atlanta	14-17	15:00	4	1	89	1	0	118.8	89-yard TD pass from Kerry Collins to Willie Green	21-17
12/3/95 vs. Indianapolis	10-10	15:00	11	2	30	0	0	39.6	<u>38-yard FG by John Kasay</u>	13-10
10/29/95 at New England	17-17	0:52	9	5	71	0	0	81.3	<u>29-yard FG by John Kasay</u>	20-17 OT

* - Statistics are from the time noted until the end of the game.

Underline - Game-winning score came in overtime or with less than two minutes to play in the fourth quarter.

NFL ALL-TIME PASSING LEADERS

In 2008, Titans quarterback **Kerry Collins** moved past **Jim Everett** (34,837 yards) and **Jim Kelly** (35,467) for 14th place on the NFL's all-time passing yards list. Additionally, Collins now ranks 10th in NFL history in career attempts and 11th in completions.

NFL's all-time passing yards leaders:

Player	Career Pass Yds	Player	Career Pass Yds
1. Brett Favre	65,237	11. Johnny Unitas	40,239
2. Dan Marino	61,361	12. Dave Krieg	38,147
3. John Elway	51,475	13. Boomer Esiason	37,920
4. Warren Moon	49,325	14. Kerry Collins	37,637
5. Fran Tarkenton	47,003	15. Jim Kelly	35,467
6. Vinny Testaverde	46,233	16. Jim Everett	34,837
7. Peyton Manning	45,929	17. Jim Hart	34,665
8. Drew Bledsoe	44,611	18. Steve DeBerg	34,241
9. Dan Fouts	43,040	19. John Hadl	33,503
10. Joe Montana	40,551	20. Phil Simms	33,462

NFL's all-time pass completions leaders:

Player	Career Pass Completions	Player	Career Pass Completions
1. Brett Favre	5,734	11. Kerry Collins	3,182
2. Dan Marino	4,967	12. Dave Krieg	3,105
3. John Elway	4,123	13. Boomer Esiason	2,969
4. Warren Moon	3,988	14. Troy Aikman	2,898
5. Drew Bledsoe	3,839	15. Steve DeBerg	2,874
6. Peyton Manning	3,867	16. Jim Kelly	2,874
7. Vinny Testaverde	3,787	17. Jim Everett	2,841
8. Fran Tarkenton	3,686	18. Johnny Unitas	2,830
9. Joe Montana	3,409	19. Mark Brunell	2,738
10. Dan Fouts	3,297	20. Steve McNair	2,733

COLLINS 3RD IN ACTIVE PASSING YARDS

Among active NFL quarterbacks, Titans quarterback **Kerry Collins** ranks third in career passing yards behind only **Brett Favre** and **Peyton Manning**.

Passing yards leaders among active NFL quarterbacks:

Player	Att	Cmp	Pct.	Yds	TD	Int
1. Brett Favre	9,301	5,734	61.6	65,237	465	310
2. Peyton Manning	5,998	3,867	64.5	45,929	334	166
3. Kerry Collins	5,704	3,182	55.8	37,637	187	180
4. Mark Brunell	4,594	2,738	59.6	31,826	182	106
5. Donovan McNabb	4,321	2,544	58.9	29,399	196	91
6. Kurt Warner	3,601	2,353	65.3	28,879	183	116
7. Jon Kitna	4,114	2,462	59.8	27,293	152	151
8. Drew Brees	3,684	2,360	64.1	26,616	174	100
9. Tom Brady	3,653	2,301	63.0	26,446	197	86
10. Jeff Garcia	3,676	2,264	61.6	25,537	161	83

FRANCHISE PRO BOWL QUARTERBACKS

Kerry Collins earned a Pro Bowl berth with his performance in 2008. He became the sixth quarterback in franchise history to be named to the Pro Bowl squad (or AFL All-Star team from 1961-69). He joins **George Blanda**, **Dan Pastorini**, **Warren Moon**, **Steve McNair** and **Vince Young**.

Titans/Oilers Pro Bowl quarterbacks*:

Quarterback	No. Pro Bowls	Seasons
George Blanda*	3	1961, 1962, 1963
Dan Pastorini	1	1975
Warren Moon	6	1988, 1989, 1990, 1991, 1992, 1993
Steve McNair	3	2000, 2003, 2005
Vince Young	1	2006
Kerry Collins	1	2008

* AFL All-Star Team; AFC-NFC Pro Bowl began in 1970

QB VINCE YOUNG

Titans quarterback **Vince Young** is entering his fourth season since being drafted by the Titans with the third overall selection in the 2006 NFL Draft.

In his first three NFL seasons, the former Texas Longhorn recorded 29 regular season starts and a record of 18-11 in those games.

In 2008, Young played in three games with one start. He totaled 22 completions, 219 yards, one touchdown and two interceptions on 36 attempts. He rushed for 27 yards on eight carries.

In 2006, the 6-foot-5, 233-pound signal caller set virtually every rookie passing record for the franchise, including passing totals of 2,199 yards and 12 touchdowns. Additionally, he gained 552 yards on the ground, becoming the first quarterback in the Super Bowl era (1966-present) to rush for 500 yards as a rookie. His eight wins as a starter marked the fifth-highest total by a rookie quarterback since 1970 NFL-AFL merger, and he directed a six-game winning streak that was the third-longest by a rookie quarterback since the merger. At the conclusion of the season, he was named the *Associated Press* NFL Offensive Rookie of the Year.



Vince Young's 2009 Preseason Highlights:

- **Against Buffalo (8/9)**, completed five of 10 passes for 39 yards, one touchdown and one interception in the second and third quarter.
- **Against Tampa Bay (8/15)**, played in the second and third quarters and completed nine of 14 passes for 131 yards and one touchdown (118.5 rating). He connected with Kenny Britt for a 37-yard touchdown pass.
- **At Dallas (8/21)**, recorded three completions for 33 yards and one interception on nine attempts in the second half.
- **At Cleveland (8/29)**, played from the end of the second quarter through the end of the game. He completed 17 of 24 passes for 174 yards, one touchdown and one interception (87.8 passer rating). He found Matthew Mulligan for a 15-yard touchdown in the third quarter.
- **Against Green Bay (9/3)**, entered the game for the second series and played the remainder of the first half. He completed seven of 12 passes for 85 yards and one touchdown for a passer rating of 108.0. He found Dominique Edison for a 29-yard pass and later for an eight-yard touchdown pass. Young also rushed for 38 yards on five carries, including a 23-yard scramble and a six-yard touchdown run.

Young's 2009 Preseason Statistics:

	Passing											
	GP	GS	Att	Cmp	Pct	Yds	TD	Int	Lg	Sk	Yds	Rat
2009	5	0	69	41	59.4	462	4	3	38	3	5	80.7
	Rushing											
	Att	Yds	Avg	Lg	TD							
2009	12	70	5.8	23	1							

Young's Career Regular Season Statistics:

	Passing												
	GP	GS	Att	Cmp	Pct	Yds	TD	Int	Lg	Sk/	Yds	Rat	
2006	15	13	357	184	51.5	2,199	12	13	53	25	129	66.7	
2007	15	15	382	238	62.3	2,546	9	17	73	25	157	71.1	
2008	3	1	36	22	61.1	219	1	2	54	3	13	64.5	
2009	0	0	0	0	-	0	0	0	-	0	0	-	
Totals	33	29	775	444	57.3	4,964	22	32	73	53	299	68.8	
	Rushing												
	Att	Yds	Avg	Lg	TD								
2006	83	552	6.7	39	7								
2007	93	395	4.2	21	3								
2008	8	27	3.4	8	0								
2009	0	0	-	-	0								
Totals	184	974	5.3	39t	10								

RB CHRIS JOHNSON

Chris Johnson, who is in his second NFL season, produced one of the most extraordinary campaigns by a rookie running back in Titans history in 2008.

Only two players in team annals – **Earl Campbell** (1,450) and **Eddie George** (1,368) – rushed for more yards in their rookie seasons than Johnson, the 24th overall selection in the 2008 NFL Draft. His yardage total was the third-highest in the AFC and eighth in the NFL in 2008, while his 4.9-yard average ranked first in the AFC, fourth in the NFL and sixth in franchise history.

Johnson also finished second on the team with 43 receptions for 260 yards, giving him a total of 1,488 scrimmage yards that ranked fifth in the AFC, 10th in the NFL and third in franchise history among rookies.

He was rewarded by being named to the Pro Bowl, joining Campbell (1978) to become the only franchise rookie running backs to be selected to the all-star game.


In his career at East Carolina University, Johnson rushed for 2,982 yards and recorded an additional 1,296 receiving yards. At the NFL Scouting Combine in February 2008, he posted the fastest 40-yard dash of any prospect with a time of 4.24 seconds.

Chris Johnson's 2009 Highlights:

- **During the 2009 preseason**, he started all five games and recorded 25 carries for 77 yards and two receptions for 15 yards.
- **At Pittsburgh (8/9)**, he led the team with 57 yards on 15 carries, including a long of 32 yards. He also caught one pass for 11 yards.

Johnson's Career Regular Season Statistics:

	GP	GS	Att	Yds	Avg	Lg	TD	Rec	Yds	Avg	Lg	TD
2008	15	14	251	1,228	4.9	66t	9	43	260	6.0	25	1
2009	1	1	15	57	3.8	32	0	1	11	11.0	11	0
Totals	16	15	266	1,285	4.8	66t	9	44	271	6.2	25	1

**TOP 10 NFL RUSHERS IN 2008**

Titans rookie running back **Chris Johnson** concluded the 2008 regular season ranked eighth in the NFL and third in the AFC with 1,228 rushing yards. Within the conference, only New York's **Thomas Jones** (1,312 yards) and Houston's **Steve Slaton** had a better total than Johnson.

Among rookies, Johnson was part of a talented class that featured three of the league's top 10. Slaton and Chicago's **Matt Forte** (1,238) were the other two members of the group.

2008 NFL rushing leaders:

Player, Team	Att	Yds	Avg	Lg	TD
1. Peterson, Min.	363	1,760	4.8	67t	10
2. Turner, Atl.	376	1,699	4.5	70	17
3. D. Williams, Car.	273	1,515	5.5	69t	18
4. Portis, Was.	342	1,487	4.3	31	9
5. Jones, NY-J	290	1,312	4.5	59t	13
6. *Slaton, Hou.	268	1,282	4.8	71t	9
7. *Forte, Chi.	316	1,238	3.9	50t	8
8. * C. Johnson, Ten.	251	1,228	4.9	66t	9
9. Grant, G.B.	312	1,203	3.9	57	4
10. Tomlinson, S.D.	292	1,110	3.8	45	11

* Rookie

FRANCHISE ROOKIE RUSHING LEADERS

Running back **Chris Johnson** led the Titans with 1,228 rushing yards during the 2008 regular season. He ranked third among all rookie rushers in the NFL.

With his effort, Johnson cracked the franchise's top three in rushing yards by a rookie. He trailed only **Earl Campbell**, who set the team rookie rushing record with 1,450 yards in 1978, and **Eddie George**, who accumulated 1,368 rushing yards in 1996.

Most rushing yards by a Titans/Oilers rookie:

Player	Season*	Yards
1. Earl Campbell	1978	1,450
2. Eddie George	1996	1,368
3. Chris Johnson	2008	1,228
4. Rodney Thomas	1995	947
5. Sid Blanks	1964	756

* 14-game seasons from 1960-77; 16 games in all other seasons listed

HIGHEST ROOKIE AVERAGES SINCE 1999

Chris Johnson rushed for 1,228 yards on 251 carries in his rookie season for an average of 4.9 yards per carry.

Among all rookie running backs since the start of the 1999 season, Johnson ranked fourth in rushing average behind only Adrian Peterson (5.6 yard average in 2007), Clinton Portis (5.5 in 2002) and Mike Anderson (5.0 in 2000).

Highest rushing average among rookie running backs since 1999 (minimum 200 attempts):

Player	Team	Year	Avg.
1. Adrian Peterson	Minnesota	2007	5.6
2. Clinton Portis	Denver	2002	5.5
3. Mike Anderson	Denver	2000	5.0
4. Chris Johnson	Tennessee	2008	4.9
5. Joseph Addai	Indianapolis	2006	4.8
6. Steve Slaton	Houston	2008	4.8



RB LENDALE WHITE

Running back **LenDale White**, a former second-round draft pick from USC, is in his fourth NFL season in 2009.

In 2008, the Colorado native finished tied for first in the AFC and third in the NFL with 15 touchdowns, a mark that ranks second in team annals for rushing touchdowns in a season.

White registered his only 1,000-yard rushing season in 2007 after battling through various minor injuries to start all 16 games and finish eighth in the AFC with a team-best 1,110 rushing yards on 303 carries.



LenDale White's 2009 Highlights:

- **During the 2009 preseason**, he played in four games and recorded 15 carries for 42 yards and one touchdown.
- **At Pittsburgh (8/9)**, he totaled 28 yards on eight carries and added one reception for five yards.

White's Career Regular Season Statistics:

	GP	GS	Att	Yds	Avg	Lg	TD	Rec	Yds	Avg	Lg	TD
2006	13	0	61	244	4.0	26	0	14	60	4.3	13	0
2007	16	16	303	1,110	3.7	28	7	20	114	5.7	15	0
2008	16	2	200	773	3.9	80t	15	5	16	3.2	7	0
2009	1	0	8	28	3.5	6	0	1	5	5.0	5	0
Totals	46	18	572	2,155	3.8	80t	22	40	195	4.9	15	0

LenDale White's career 100-yard games:

Date	Opp	Att.	Yds.	Avg.	Lg	TD
10/19/08	at Kansas City	17	149	8.8	80t	3
10/28/07	Oakland	25	133	5.3	27	0
12/9/07	San Diego	30	113	3.8	25	1
11/27/08	at Detroit	23	106	4.6	25	2
10/21/07	at Houston	27	104	3.9	28	1
12/23/07	N.Y. Jets	23	103	4.5	14	0
11/4/07	Carolina	31	100	3.2	12	1

MOST RUSHING TDs IN A SEASON

In 2008, Titans running back **LenDale White** scored 15 rushing touchdowns, moving into second place on the team's record list for rushing touchdowns in a season. Only **Earl Campbell** has rushed for more touchdowns in a season in team history, scoring 19 times in 1979.

Also in 2008, rookie **Chris Johnson** has cracked the Top 10 with nine rushing touchdowns.

Most rushing touchdowns in a season, franchise history:

Player	Season	Rushing TDs
1. Earl Campbell	1979	19
2. LenDale White	2008	15
3. Eddie George	2000	14
4. Earl Campbell	1978	13
Earl Campbell	1980	13
6. Earl Campbell	1983	12
Eddie George	2002	12
8. Earl Campbell	1981	10
Mike Rozier	1988	10
10. Chris Johnson	2008	9
Eddie George	1999	9
Allen Pinkett	1991	9

2008 NFL SCORING LEADERS

Titans running back **LenDale White** scored 15 rushing touchdowns in 2008, giving him 90 total points. Among non-kickers, White's scoring total tied for first place in the AFC and third in the NFL. He also tied for third in the NFL in rushing touchdowns.

2008 NFL leading scorers among non-kickers:

Player, Team	TD	Rush	Rec	Ret	2-pt	Pts
1. D. Williams, Car. (RB)	20	18	2	0	1	122
2. Turner, Atl. (RB)	17	17	0	0	0	102
3. Jacobs, NY-G (RB)	15	15	0	0	0	90
Jones, NY-J (RB)	15	13	2	0	0	90
White, Ten. (RB)	15	15	0	0	0	90
6. Jones-Drew, Jac. (RB)	14	12	2	0	0	84
Westbrook, Phi. (RB)	14	9	5	0	0	84
8. C. Johnson, Det. (WR)	12	0	12	0	1	74
9. Fitzgerald, Ariz (WR)	12	0	12	0	0	72
Forte, Chi. (RB)	12	8	4	0	0	72
P. Thomas, N.O. (RB)	12	9	3	0	0	72
Tomlinson, S.D. (RB)	12	11	1	0	0	72

TE ALGE CRUMPLER

Tight end **Alge Crumpler** is in his second season with the Titans and ninth overall NFL campaign. The four-time Pro Bowler signed with the Titans as a free agent during the 2008 offseason after spending his first seven years with the Atlanta Falcons.

During the 2008 season, Crumpler ranked sixth on the team with 24 receptions for 257 yards and one touchdown.

In Atlanta, he became the franchise's all-time leader among tight ends in career receptions (316) and career touchdown receptions (35).



Alge Crumpler's 2009 Highlights:

- **During the 2009 preseason**, he started all five games and recorded seven receptions for 53 yards.
- **At Pittsburgh (8/9)**, he registered two receptions for five yards.

Crumpler's Career Regular Season Statistics:

	Team	GP	GS	Rec	Yds	Avg	Lg	TD
2001	Atl	16	12	25	330	13.2	57t	3
2002	Atl	16	9	36	455	12.6	33	5
2003	Atl	16	16	44	552	12.5	63	3
2004	Atl	14	14	48	774	16.1	49t	6
2005	Atl	16	16	65	877	13.5	48	5
2006	Atl	16	16	56	780	13.9	46	8
2007	Atl	14	10	42	444	10.6	55t	5
2008	Ten	15	15	24	257	10.7	28	1
2009	Ten	1	1	2	5	2.5	3	0
Career		124	109	342	4,474	13.1	63	36

CRUMPLER FIRST IN AVG. PER RECEPTION

Among active NFL tight ends, Titans tight end **Alge Crumpler** ranks first in average yards per reception (minimum 200 receptions). He leads names such as **Antonio Gates**, **Dallas Clark** and **Tony Gonzalez**.

Highest Average Yards Per Reception Among Active Tight Ends (minimum 200 career receptions):

Player	Rec	Yds	Avg	Lg	TD
1. Alge Crumpler	342	4,474	13.1	63	36
2. Antonio Gates	400	5,066	12.7	72t	51
3. Dallas Clark	260	3,121	12.0	80t	31
4. Tony Gonzalez	921	11,013	12.0	73t	77
5. Todd Heap	379	4,374	11.5	48	31
6. Jason Witten	434	5,006	11.5	53	25
7. Desmond Clark	304	3,457	11.4	52	25
8. Billy Miller	200	2,248	11.2	57	10
9. Jeremy Shockey	425	4,742	11.2	59	29
10. Kellen Winslow	224	2,489	11.1	49	12

TE BO SCAIFE

Tight end **Bo Scaife** is in his fifth season with the Titans since being selected out of the University of Texas in the sixth round of the 2005 NFL Draft.

During the 2008 season, Scaife led the Titans and set a career high with 58 receptions for 561 yards and two touchdowns. His reception total ranked fifth in the AFC and seventh in the NFL among tight ends.

Scaife led the team's tight ends in receiving in each of the 2006 and 2007 seasons. In 2007, he set a then-career high with 46 receptions for 421 yards, ranking eighth in the AFC (14th in NFL) in receptions among tight ends.



Bo Scaife's 2009 Highlights:

- **During the 2009 preseason**, played in five games and totaled six receptions for 55 yards.
- **At Pittsburgh (8/9)**, he ranked second on the team with five receptions for 48 yards, including a long of 20. He left the game in the third quarter with a sprained knee.

Scaife's Career Regular Season Statistics:

	GP	GS	Rec	Yds	Avg	Lg	TD
2005	16	5	37	273	7.4	19	2
2006	14	12	29	370	12.8	34	2
2007	16	15	46	421	9.2	26	1
2008	16	7	58	561	9.7	44	2
2009	1	1	5	48	9.6	20	0
Career	63	40	175	1673	9.6	44	7

RECEPTIONS BY TIGHT ENDS IN 2008

Among NFL tight ends during the 2008 regular season, **Bo Scaife** ranked seventh in the NFL and fifth in the AFC with a career-high 58 receptions.

Most receptions by NFL tight ends in 2008:

Player	Team	Rec	Yds	Avg	Lg	TD
1. Tony Gonzalez	KC	96	1,058	11.0	35	10
2. Chris Cooley	Was	83	849	10.2	28	1
3. Jason Witten	Dal	81	952	11.8	42	4
4. Dallas Clark	Ind	77	848	11.0	33	6
5. Owen Daniels	Hou	70	862	12.3	35	2
6. Antonio Gates	SD	60	704	11.7	34	8
7. Bo Scaife	Ten	58	561	9.7	44	2
8. Zach Miller	Oak	56	778	13.9	63t	1
9. John Carlson	Sea	55	627	11.4	33	5
10. Greg Olsen	Chi	54	574	10.6	52	5



PRESEASON: ROOKIE TE COOK SECOND IN NFL

Titans rookie tight end **Jared Cook** recorded 17 receptions for 159 yards in four preseason games. His reception total not only led the Titans, it ranked second in the entire NFL. His yardage total ranked ninth in the league. Cook missed the final preseason game Sept. 3 against the Packers with an ankle injury.

Preseason NFL reception leaders:


Player (Team)	Rec.	Yds	Avg.	Lg	TD
1. Stupar, Jonathan (BUF)	19	184	9.7	24	1
2. Cook, Jared (TEN)	17	159	9.4	22	0
3. McKinley, Kenny (DEN)	16	213	13.3	54	1
4. Henry, Chris (CIN)	14	224	16.0	54	4
5. McDonald, Shaun (PIT)	14	143	10.2	27	0
6. Royal, Eddie (DEN)	13	134	10.3	26	0
7. Williamson, Troy (JAX)	12	267	22.2	74	1
8. Rice, Ray (BLT)	12	108	9.0	34	0
9. Jenkins, Justin (BUF)	11	164	14.9	44	0
10. Williams, Demetrius (BLT)	11	151	13.7	39	0
11. Bowe, Dwayne (KC)	11	145	13.2	20	1
12. Tamme, Jacob (IND)	11	107	9.7	23	0

WR JUSTIN GAGE

Wide receiver **Justin Gage** is in his third season with the Titans and seventh season in the NFL. He was added to the roster as an unrestricted free agent from the Chicago Bears in 2007.

During the 2008 regular season, Gage played in 12 games and led the Titans with 651 receiving yards and a career-high six touchdown receptions. His 34 receptions ranked fourth on the team and were the second-highest total of his career.

Gage, who was a fifth-round draft choice in 2003 and spent the first four seasons of his career with the Bears, led the Titans in 2007 with a career-high 750 receiving yards. His 55 receptions also set a career high and tied for the team lead.



Justin Gage's 2009 Highlights:

- **During the 2009 preseason**, he started all five games and totaled nine receptions for 103 yards and two touchdowns. He posted touchdown catches in back-to-back games at Dallas (8/21) and Cleveland (8/29).
- **At Pittsburgh (8/9)**, he led the team and tied his regular season career high with seven receptions for 78 yards and one touchdown. In the second quarter, he helped tie the game with a 14-yard touchdown reception from Kerry Collins. It was the fourth time in his career he posted seven catches in a regular season game.

Gage's Career Regular Season Statistics:

	Team	GP	GS	Rec	Yds	Avg	Lg	TD
2003	Chi	10	3	17	338	19.9	57	2
2004	Chi	16	2	12	156	13.0	32	0
2005	Chi	15	11	31	346	11.2	25	2
2006	Chi	8	0	4	68	17.0	34	0
2007	Ten	16	8	55	750	13.6	73	2
2008	Ten	12	11	34	651	19.1	56t	6
2009	Ten	1	1	7	78	11.1	16	1
Totals		78	36	160	2,387	14.9	73	13

Justin Gage's career 100-yard games:

Date	Opp	No.	Yds.	Avg.	Lg	TD
11/16/08	at Jacksonville	4	147	36.8	56t	2
1/10/09	Baltimore *	10	135	13.5	24	0
12/30/07	at Indianapolis	7	104	14.9	21	0
12/21/08	Pittsburgh	5	104	20.8	34t	1
11/30/03	Arizona	4	100	25.0	57	0

* Playoff game

2008 RECEIVING AVERAGE LEADERS

With a 19.1-yard receiving average during the 2008 regular season (651 yards on 34 receptions), Titans wide receiver **Justin Gage** ranked third in the NFL in receiving average, trailing only **Devery Henderson** (24.8) and **Bernard Berrian** (20.1).

2008 NFL receiving average leaders (minimum 32 receptions):

Player	Team	Rec.	Yards	Avg.
1. Devery Henderson	NO	32	793	24.8
2. Bernard Berrian	Min	48	964	20.1
3. Justin Gage	Ten	34	651	19.1
4. Vincent Jackson	SD	59	1098	18.6
5. Steve Smith	Car	78	1421	18.2
6. Calvin Johnson	Det	78	1331	17.1
7. Mark Clayton	Bal	41	695	17.0
8. Marques Colston	NO	47	760	16.2
9. Greg Jennings	GB	80	1292	16.2
10. Lee Evans	Buf	63	1017	16.1

RECEPTIONS FOR FIRST DOWNS SINCE 2007

Since joining the Titans in 2007 as an unrestricted free agent from the Chicago Bears, wide receiver **Justin Gage** ranks second in the NFL in percentage of receptions for first downs.

Highest percentage of receptions for first downs since the start of the 2007 season (qualifiers -- 40 receptions):

Player	Rec.	First Downs	First Pct.
1. Justin Gage	96	79	82.3
2. Devery Henderson	57	46	80.7
3. Vincent Jackson	100	80	80.0
4. Brandon Stokley	90	70	77.8
5. Santonio Holmes	116	90	77.6
6. Sidney Rice	48	37	77.1
7. Ernest Wilford	48	37	77.1
8. Chad Ochocinco	151	115	76.2
9. Nate Burleson	62	46	74.2
10. Braylon Edwards	136	100	73.5

RECEIVING AVERAGE LEADERS SINCE 2006

Wide receiver **Nate Washington** saw significant playing time for the first time in his career in 2006 after playing in just one game as a rookie. Since that time, he is among the NFL leaders in receiving average.

Washington currently ranks sixth in the league since the start of the 2006 season with a 16.3 yards-per-reception average (qualifiers have a minimum of 60 receptions).

NFL leaders in receiving average, 2006-08 (minimum 60 receptions):

Player	Rec.	Yards	Avg.
1. Devery Henderson	89	2,050	23.0
2. Vincent Jackson	127	2,174	17.1
3. Calvin Johnson	129	2,177	16.9
4. Joey Galloway	132	2,209	16.7
5. Santonio Holmes	165	2,718	16.5
6. Nate Washington	105	1,713	16.3
7. Antonio Bryant	125	2,010	16.1
8. Greg Jennings	184	2,950	16.0
9. Bernard Berrian	170	2,690	15.8
10. Lee Evans	200	3,158	15.8
11. Donte' Stallworth	101	1,592	15.8
12. Braylon Edwards	197	3,058	15.5
13. Justin Gage	100	1,547	15.5


WR NATE WASHINGTON

Wide receiver **Nate Washington** was signed by the Titans as an unrestricted free agent during the 2009 offseason after spending his first four NFL seasons with the Pittsburgh Steelers.

The 6-1, 185-pounder appeared in 49 games with seven starts during his four seasons in Pittsburgh, where he collected 104 receptions for 1,705 yards and 12 touchdowns. He led the Steelers in yards per catch in two of his last three seasons there.

In 2008, Washington set career highs with 40 catches and 631 receiving yards, while also scoring three touchdowns.

Originally signed by the Steelers as an undrafted free agent from Tiffin University in 2005, he enjoyed a breakout season in 2006 when he led the AFC with a 17.8-yard per reception average.



Nate Washington's 2009 Highlights:

- **During the 2009 preseason**, started three games and totaled three receptions for 31 yards. He missed the final two games (8/29 at Cleveland and 9/3 against Green Bay) with a hamstring injury.
- **At Pittsburgh (8/9)**, made his regular season Titans debut at the home of his former team and collected one reception for eight yards.

Washington's Career Regular Season Statistics:

	Team	GP	GS	Rec	Yds	Avg	Lg	TD
2005	Pit	1	0	0	0	-	-	0
2006	Pit	16	2	35	624	17.8	49t	4
2007	Pit	16	4	29	450	15.5	40	5
2008	Pit	16	1	40	631	15.8	65t	3
2009	Ten	1	0	1	8	8.0	8	0
Totals		49	7	105	1,713	16.3	65t	12



Wide receivers Nate Washington and Justin Gage

DE JEVON KEARSE

Defensive end **Jevon Kearse** is in his 11th NFL season and seventh campaign in a Titans uniform. He was re-signed by the Titans in March 2008, re-uniting the three-time Pro Bowler with the club that drafted him in 1999.

The former first-round draft choice spent the previous four years in Philadelphia after beginning his career with the Titans.

In 2008, Kearse was the team's only defensive lineman to start all 16 games. His statistics included 48 tackles, 3.5 sacks, 19 quarterback pressures, seven tackles for loss, four passes defended and three forced fumbles.

Kearse, who earned the nickname "The Freak" at the University of Florida, led his team in sacks in six of his first seven NFL seasons. He won the Associated Press NFL Defensive Rookie of the Year Award in 1999 after setting a rookie record with 14.5 sacks.

**Jevon Kearse's 2009 Highlights:**

- **During the 2009 preseason**, he started four games and recorded four tackles, including one tackle for loss.
- **At Pittsburgh (8/9)**, he totaled three tackles, including a six-yard sack of Ben Roethlisberger.

Kearse's Career Regular Season Statistics (2004-07 with Philadelphia):

	G/S	Tackles	Sack	TFL	QBP	Int	PD	FF	FR
1999	16/16	85	14.5	9	18	0	6	10	1
2000	16/16	84	11.5	6	19	0	6	4	0
2001	16/16	64	10.0	5	27	0	3	5	0
2002	4/1	11	2.0	0	4	0	0	0	0
2003	14/14	67	9.5	3	19	1	1	4	0
2004	14/14	43	7.5	NA	21	0	6	2	1
2005	15/15	60	7.5	NA	18	0	6	3	0
2006	2/2	5	3.5	NA	3	0	0	1	0
2007	14/8	25	3.5	NA	2	0	1	0	1
2008	16/16	48	3.5	7	19	0	4	3	0
2009	1/1	3	1.0	0	0	0	0	0	0
Career	128/119	495	74.0	NA	150	1	33	32	3

FRANCHISE SACK LEADERS

With defensive ends **Jevon Kearse** and **Kyle Vanden Bosch**, Tennessee's 2009 roster includes two players in the team's all-time Top 10 in quarterback sacks. Kearse is in sixth place on the list, while Vanden Bosch is ninth.

Franchise all-time sack leaders:

Player	Years	Career Sacks*
1. Elvin Bethea	1968-83	105.0
2. Ray Childress	1985-95	74.5
3. Jesse Baker	1979-87	66.0
4. William Fuller	1986-93	59.0
5. Sean Jones	1988-93	57.5
6. Jevon Kearse	1999-03, 2008-09	52.0
7. Robert Brazile	1975-84	48.0
8. Ted Washington	1973-82	45.0
9. Kyle Vanden Bosch	2005-09	35.5
10. Curley Culp	1966-72	31.0

* Sacks did not become an official NFL statistic until 1982. Vanden Bosch and Kearse are ranked higher on the official list from the Elias Sports Bureau.

DE KYLE VANDEN BOSCH

Defensive end **Kyle Vanden Bosch** is in his fifth season with the Titans and ninth overall NFL season in 2009.

During the 2008 regular season, the two-time Pro Bowler (2005 and 2007) was limited to playing in 10 games due to a groin injury. His season totals included 46 tackles, 4.5 sacks, 18 quarterback pressures, three forced fumbles and two fumble recoveries.

In his first three seasons in Tennessee, he started every game and led the team in sacks each season.

The former second-round draft choice spent the first four seasons of his career with the Arizona Cardinals.

**Kyle Vanden Bosch's 2009 Highlights:**

- **During the 2009 preseason**, he started all five games and recorded five tackles and one sack.
- **At Pittsburgh (8/9)**, he tallied four tackles and one quarterback pressure.

Vanden Bosch's Career Regular Season Statistics (2001-04 with Arizona):

	G/S	Tackles	Sack	TFL	QBP	Int	PD	FF	FR
2001	3/3	12	1.0	0	1	0	1	0	1
2002	16/16	66	4.0	8	9	0	0	0	1
2003									
Injured Reserve									
2004	16/1	15	0.0	0	1	0	0	0	0
2005	16/16	100	12.5	8	15	0	0	4	1
2006	16/16	118	6.5	4	30	0	0	1	0
2007	16/16	115	12.0	6	22	0	2	4	0
2008	10/10	46	4.5	0	18	0	0	3	2
2009	1/1	4	0.0	0	1	0	0	0	0
Career	94/79	475	40.5	26	99	0	3	12	5

DT TONY BROWN

Defensive tackle **Tony Brown** is in his fifth NFL season, his fourth with the Titans and third as a full-time starter. He was a midseason free agent addition during the 2006 campaign.

The Chattanooga native set career highs in 2008 in quarterback pressures (24) and tackles for loss (10) and tied a career high in sacks (4.0).

Prior to his arrival in Tennessee, he gained experience with the Carolina Panthers, Miami Dolphins and San Francisco 49ers. He also spent part of 2006 in NFL Europe, where he earned league Co-Defensive MVP honors.

Brown was originally signed as an undrafted free agent out of the University of Memphis by the Panthers in 2003.

**Tony Brown's 2009 Highlights:**

- **During the 2009 preseason**, he started all five games and recorded five tackles, including one sack.
- **At Pittsburgh (8/9)**, he registered four tackles, including a nine-yard sack of Ben Roethlisberger, and added one quarterback pressure.

Brown's Career Regular Season Statistics (2003 Carolina and Miami; 2004 San Francisco; 2006 Carolina and Tennessee; 2007-09 Tennessee):

	G/S	Tackles	Sack	TFL	QBP	Int	PD	FF	FR
2003	0/0	0	0.0	0	0	0	0	0	0
2004	16/4	27	1.0	5	0	0	3	0	0
2006	13/2	51	1.5	4	13	0	0	0	2
2007	16/16	83	4.0	4	22	0	5	1	0
2008	15/15	73	4.0	10	24	0	4	0	2
2009	1/1	4	1.0	0	1	0	0	0	0
Career	61/38	238	11.5	23	60	0	12	1	4

LB KEITH BULLUCK

Linebacker **Keith Bulluck**, the franchise's third all-time leading tackler, is in his 10th NFL season since being selected out of Syracuse in the first round of the 2000 NFL Draft.

The 2008 season was the seventh consecutive year Bulluck started every game and surpassed 100 tackles. He is the third player in team history to reach 1,000 career tackles.

During the 2008 regular season, Bulluck led the team with 120 tackles. It was the sixth time in seven seasons as a full-time starter that Bulluck led the squad. Additionally, his statistics included a half sack, eight tackles for loss, two quarterback pressures, six passes defended, one fumble recovery and a blocked punt and recovery for a touchdown.

With 180 tackles in 2002 – the most by any member of the organization since 1986 – and 171 tackles in both 2003 and 2004, he became the first player since Gregg Bingham (1979-81) to record more than 170 tackles in three consecutive seasons. He was named second-team Associated Press All-Pro in 2002 and then was named first-team All-Pro and earned his first trip to the Pro Bowl in 2003.



Keith Bulluck's 2009 Highlights:

- **During the 2009 preseason**, he started all five games and recorded 13 tackles, including one tackle for loss.
- **At Pittsburgh (8/9)**, he posted five tackles and helped limit the Steelers to 36 rushing yards.

Bulluck's Career Regular Season Statistics:

	G/S	Tackles	Sack	TFL	QBP	Int	PD	FF	FR
2000	16/1	21	0.0	0	1	1	1	0	0
2001	15/3	64	1.0	2	7	2	5	0	0
2002	16/16	180	1.0	10	15	1	3	3	2
2003	16/16	171	3.0	8	9	2	5	5	2
2004	16/16	171	5.0	8	2	2	12	1	1
2005	16/16	150	5.0	10	5	2	8	1	1
2006	16/16	161	2.5	3	4	1	9	2	1
2007	16/16	109	0.0	4	1	5	6	1	1
2008	16/16	120	0.5	8	2	0	6	1	1
2009	1/1	5	0.0	0	0	0	0	0	0
Career	144/117	1,152	18.0	53	46	16	55	14	9

CONSECUTIVE STARTS BY LINEBACKERS

Keith Bulluck recorded his 100th consecutive start at linebacker on Sept. 21, 2008 against the Houston Texans. He became the third linebacker in team history to accomplish the feat, joining **Robert Brazile** (147) and **Gregg Bingham** (134). Bulluck ranks third on the team's all-time list for consecutive starts by players at the linebacker position.

Most consecutive games started by franchise linebackers:

Player	Seasons	Consecutive Starts
1. Robert Brazile	1975-84	147
2. Gregg Bingham	1973-81	134
3. Keith Bulluck	2001-08	114

Additionally, Bulluck carries the third-longest starting streak among active NFL linebackers, trailing only Washington's **London Fletcher** and Dallas' **Keith Brooking**.

Longest active consecutive start streaks among NFL linebackers:

Player	Team	Consecutive Starts
1. London Fletcher	Washington	136
2. Keith Brooking	Dallas	129
3. Keith Bulluck	Tennessee	114

BULLUCK THIRD IN FRANCHISE TACKLES

Outside linebacker **Keith Bulluck** ranks third in team annals behind **Gregg Bingham** (1,970) and **Robert Brazile** (1,281) for most tackles in franchise history.

Most tackles by a member of the franchise (since 1974):

Player (Position)	Seasons	Tackles
1. Gregg Bingham (LB)	1973-84	1,970
2. Robert Brazile (LB)	1975-84	1,281
3. Keith Bulluck (LB)	2000-09	1,152
4. Ted Washington (LB)	1973-82	907
5. Al Smith (LB)	1987-96	877
6. John Grimsley (LB)	1984-90	836
7. Blaine Bishop (S)	1993-01	788
8. Ray Childress (DL)	1985-95	784
9. Steve Kiner (LB)	1974-78	738
10. Marcus Robertson (S)	1991-00	700

100-TACKLE SEASONS

In 2008, linebacker **Keith Bulluck** achieved his seventh consecutive season with 100 or more tackles. Since entering the starting lineup at the start of the 2002 season, he has not missed a single game and has eclipsed the 100-tackle mark in every campaign.

Since 1979, Bulluck is the franchise leader in consecutive seasons with 100 or more tackles. His seven 100-tackle seasons are one more than second-place **Gregg Bingham**, who notched 100 stops for five consecutive non-strike seasons from 1979-84 (the 1982 season was shortened to nine games due to strike).

Tackles are not considered an official NFL statistic. The Titans use tackle figures based on coaches' review of game film.

Most consecutive 100-tackle seasons by Oilers/Titans since 1979*:

Player	Pos	Seasons	Total
1. Keith Bulluck	LB	2002-08	7
2. Gregg Bingham	LB	1979-84*	5
3. Robert Abraham	LB	1983-86	4
4. Kyle Vanden Bosch	DE	2005-07	3
Blaine Bishop	S	1998-00	3
Al Smith	LB	1990-92	3
Robert Brazile	LB	1979-81	3
Vernon Perry	S	1979-81	3

* Strike-shortened 1982 season not included.



LB DAVID THORNTON

Left outside linebacker **David Thornton** is in his eighth NFL season and his fourth season with the Titans in 2009. He played his first four professional seasons with the Indianapolis Colts.

In 2008, he started 15 games and tied for third on the team with 93 tackles. He added seven tackles for loss, four passes defended and three forced fumbles. For his efforts on and off the field, he was named the team's Walter Payton Man of the Year.

In his first seven NFL campaigns, he missed a total of just two games, and his teams qualified for the playoffs six times.

The former walk-on at North Carolina originally was selected in the fourth round of the 2002 NFL Draft by the Colts. He joined the Titans as an unrestricted free agent in 2006.

The former fourth-round draft choice out of North Carolina played four seasons in Indianapolis before joining the Titans as an unrestricted free agent in 2006.

David Thornton's 2009 Highlights:

- **During the 2009 preseason**, he started all five games and recorded 11 tackles and one fumble recovery.
- **At Pittsburgh (8/9)**, he registered three tackles and helped to limit the Steelers to 36 rushing yards.

Thornton's Career Regular Season Statistics (2002-05 with Indianapolis):

	G/S	Tackles	Sack	TFL	QBP	Int	PD	FF	FR
2002	15/0	42	0.0	-	1	0	0	0	0
2003	16/16	158	1.0	-	-	2	2	0	0
2004	16/15	98	0.0	-	4	1	0	2	0
2005	16/16	96	2.0	-	-	0	3	2	0
2006	16/13	122	0.0	0	1	0	6	2	0
2007	16/16	140	1.0	9	1	2	6	1	1
2008	15/15	93	0.0	7	0	0	4	3	0
2009	1/1	3	0.0	0	0	0	0	0	0
Career	111/92	752	4.0	-	-	5	21	10	1

**CB NICK HARPER**

Cornerback **Nick Harper**, the senior-most member of the starting secondary, is in his ninth NFL season and third campaign with the Titans in 2009.

Harper, who joined the Titans after spending the first six years of his NFL career with the Indianapolis Colts, was signed as an unrestricted free agent during the 2007 offseason.

In 2008, he played in 13 games and contributed 80 tackles (sixth on team), two interceptions (fourth), 17 passes defended (second) and one forced fumble. His tackles in 2008 matched his 2007 total for the second highest sum of his career.

During his tenure in Indianapolis, Harper played in 89 games with 60 starts and registered 15 interceptions. He was a key component in helping the franchise win Super Bowl XLII.

Prior to joining the Colts, Harper played for the Hamilton Tiger-Cats of the Canadian Football League in 2000. He was originally signed in the NFL as a free agent by the Indianapolis Colts in 2001.

Nick Harper's 2009 Highlights:

- **During the 2009 preseason**, he started four games and totaled six tackles, one tackle for loss and one pass defended.
- **At Pittsburgh (8/9)**, he registered seven tackles.

Harper's Career Regular Season Statistics (2001-06 with Indianapolis):

	G/S	Tackles	Sack	TFL	QBP	Int	PD	FF	FR
2001	13/2	23	0.0	-	-	2	10	0	1
2002	16/1	51	0.0	-	-	0	8	0	0
2003	16/13	94	0.0	-	-	4	11	0	0
2004	14/14	75	0.0	-	-	3	5	0	1
2005	15/15	67	0.0	-	-	3	12	0	1
2006	15/15	73	0.0	-	-	3	11	0	0
2007	14/14	80	0.0	0	3	3	14	1	1
2008	13/12	80	0.0	1	0	2	17	1	0
2009	1/1	7	0.0	0	0	0	0	0	0
Career	117/87	550	0.0	0	3	20	88	2	4

**LB STEPHEN TULLOCH**

Stephen Tulloch is in his fourth NFL season in 2009, his first year as the incumbent starter at middle linebacker.

A core special teams performer in his first two NFL seasons, Tulloch earned a career-high 12 starts in 2008 and ranked second on the team with 98 tackles.

The former N.C. State product was selected with the team's second pick of the fourth round (116th overall) in the 2006 NFL Draft.

Stephen Tulloch's 2009 Highlights:

- **During the 2009 preseason**, he started the final two games and recorded two tackles. He missed the first three games of the preseason while recovering from a knee injury.
- **At Pittsburgh (8/9)**, he led the team with 12 tackles and added one tackle for loss and one fumble recovery. In the game's final minute of regulation, he recovered a Hines Ward fumble deep in Tennessee territory to help push the contest to overtime.

Tulloch's Career Regular Season Statistics:

	G/S	Tackles	Sack	TFL	QBP	Int	PD	FF	FR
2006	16/3	37	0.5	2	0	1	2	0	0
2007	16/1	36	0.0	1	0	0	0	0	0
2008	16/12	98	1.0	4	0	0	2	0	2
2009	1/1	12	0.0	1	0	0	0	0	1
Career	49/17	183	1.5	8	0	1	4	0	3

**CB CORTLAND FINNEGAN**

Cornerback **Cortland Finnegan**, a former late-round draft choice from Samford, is in his fourth NFL season and third as a starter.

In 2008, Finnegan was named to his first career Pro Bowl and earned Associated Press All-Pro honors. He started all 16 regular season games for the second consecutive year and tied for sixth in the NFL (tied for fourth in AFC) with a career-high five interceptions, including a franchise-record 99-yard touchdown return.

Although undersized, the feisty cornerback has been durable, participating in every game through his first three pro seasons. As a rookie in 2006, he mostly was used in nickel and dime packages. He won a starting job at the beginning of 2007 and has been in the lineup ever since.


Finnegan, a native of Milton, Fla., was selected by the Titans in the seventh round in the 2006 NFL Draft.

Cortland Finnegan's 2009 Highlights:

- **During the 2009 preseason**, he started all five games and recorded 10 tackles and one forced fumble.
- **At Pittsburgh (8/9)**, recorded 10 tackles and one interception. On the last play of the first half, he intercepted a Ben Roethlisberger pass and returned the ball 80 yards as time expired.

Finnegan's Career Regular Season Statistics:

	G/S	Tackles	Sack	TFL	QBP	Int	PD	FF	FR
2006	16/2	57	2.0	1	3	0	7	1	1
2007	16/16	109	1.0	1	1	1	16	0	0
2008	16/16	79	1.0	2	2	5	20	0	0
2009	1/1	10	0.0	0	0	1	1	0	0
Career	49/35	255	4.0	4	6	7	44	1	1



S MICHAEL GRIFFIN

Free safety **Michael Griffin** is in his third NFL season since being selected in the first round of the 2007 NFL Draft.

In 2008, Griffin was named to the Pro Bowl after starting all 16 games for the first time. He led the team with seven interceptions, a total that tied for the 11th-best figure in team history and ranked second in the NFL in 2008 behind only Baltimore's **Ed Reed** (nine). Griffin's totals also included 81 tackles, one sack, and 17 special teams stops (second on team).

A product of the University of Texas, he was selected by the Titans with the 19th overall pick in 2007 and stepped into the starting lineup midway through his rookie season.

Michael Griffin's 2009 Highlights:

- **During the 2009 preseason**, he started all five games and recorded eight tackles, one sack, one tackle for loss and one interception (8/9 against Buffalo).
- **At Pittsburgh (8/9)**, he totaled six tackles, one pass defended and one forced fumble. In the final minute of regulation, he forced a Hines Ward fumble that was recovered by the Titans deep in Tennessee territory, allowing the contest to go into overtime.

Griffin's Career Regular Season Statistics:

	G/S	Tackles	Sack	TFL	QBP	Int	PD	FF	FR
2007	16/10	49	0.0	1	0	3	8	1	0
2008	16/16	81	1.0	2	2	7	12	1	0
2009	1/1	6	0.0	0	0	0	1	1	0
Career	33/27	136	1.0	3	2	10	21	3	0

GRIFFIN'S CAREER OFF TO SENSATIONAL START

Michael Griffin has made an instant impact since being selected by the Titans in the first round of the 2007 NFL Draft. In particular, the Pro Bowler's 10 interceptions in his first two years place him in an elite group of NFL safeties.

Griffin ranked tied for second in number of interceptions in the first 32 games of a safety's career since the start of the 1998 season. Among all NFL safeties whose rookie seasons occurred in 1998 or later, only **Ed Reed** (12 interceptions from 2002-03) produced more interceptions in his first 32 games than Griffin, who tied with **Brian Russell** (10 from 2002-03) for second.

Last season, Griffin finished tied for second in the NFL with a team-best seven interceptions. He collected three interceptions in 2007, the most by a Titans/Oilers rookie safety since Bubba McDowell recorded four in 1989.

Most Interceptions By Safeties In First 32 Games, 1998-08:

Player	Team	Interceptions in First 32 NFL Games
1. Ed Reed	BAL	12
2. Michael Griffin	TEN	10
Brian Russell	MIN	10



2008 NFL INTERCEPTION LEADERS

Three players in the Titans secondary were near the top of the NFL's leaderboard in interceptions during the 2008 regular season. Safety **Michael Griffin** paced the team and shared second place in the NFL with seven interceptions. Cornerback **Cortland Finnegan** tied for sixth place in the league with five interceptions. Safety **Chris Hope** recorded four interceptions, placing him in a 16-way tie for 14th in the NFL.

2008 NFL Interception Leaders:

Player	Team	Int	Yds	Avg	Lg	TD
1. Ed Reed	Bal	9	264	29.3	107t	2
2. Nick Collins	GB	7	295	42.1	62t	3
Michael Griffin	Ten	7	172	24.6	83t	1
Troy Polamalu	Pit	7	59	8.4	23	0
Charles Woodson	GB	7	169	24.1	62t	2
6. Oshiomogho Atogwe	StL	5	91	18.2	43	0
Jason David	NO	5	83	16.6	42	0
Cortland Finnegan	Ten	5	100	20.0	99t	1
Andre' Goodman	Mia	5	53	10.6	55	0
DeAngelo Hall	Oak-Was	5	37	7.4	21	0
Brandon McDonald	Cle	5	146	29.2	98	1
Darrelle Revis	NYJ	5	38	7.6	32t	1
Tramon Williams	GB	5	78	15.6	39	0
14.	(16 players tied with four interceptions, including Titans S Chris Hope)					

S CHRIS HOPE

Strong safety **Chris Hope** is in his eighth NFL season and fourth campaign with the Titans.

A former third-round draft choice with the Pittsburgh Steelers, Hope has been widely considered the leader of the Titans secondary since signing as an unrestricted free agent in 2006.

In 2008, he triumphantly returned to the field after finishing the 2007 season on injured reserve with a neck injury. He subsequently produced one of the best seasons of his career and was named to the Pro Bowl after starting every game and recording four interceptions (tied for eighth in the AFC) and 93 tackles (tied for third on team). His teammates rewarded his perseverance by naming him the team's 2008 Ed Block Courage Award winner.

In 2006, Hope led all NFL strong safeties with 128 tackles (career-high) and his career-high five interceptions tied for first place among players at his position.

Chris Hope's 2009 Highlights:

- **During the 2009 preseason**, he started all five games and recorded six tackles.
- **At Pittsburgh (8/9)**, he ranked second on the team with 11 tackles and added one pass defended.

Hope's Career Regular Season Statistics (2002-05 with Pittsburgh):

	G/S	Tackles	Sack	TFL	QBP	Int	PD	FF	FR
2002	14/0	11	0.0	-	-	0	0	1	0
2003	16/0	11	0.0	-	-	0	1	1	1
2004	16/16	97	0.0	-	-	1	9	1	0
2005	16/16	97	0.0	-	-	3	7	1	1
2006	16/16	128	0.0	0	0	5	15	0	1
2007	11/11	60	0.0	0	2	2	4	0	1
2008	16/16	93	1.0	3	0	4	8	0	0
2009	1/1	11	0.0	0	0	0	1	0	0
Career	106/76	508	1.0	-	-	15	45	4	4



K ROB BIRONAS

Titans kicker **Rob Bironas** is in his fifth NFL season. The club's fourth-all-time leading scorer received a multi-year contract extension early in the 2009 off-season.

Bironas has positioned his name among some of the franchise's all-time greats at the position. The 2007 Pro Bowl and Associated Press All-Pro selection owns or shares numerous club records, including longest field goal (60 yards), most field goals in a game (eight, also an NFL record), most consecutive games with a field goal (19) and most consecutive field goals (20, tied Al Del Greco).

In his first four seasons, Bironas made seven game-winning field goals, a total that put him second in club annals behind Del Greco (10).

In 2008, Bironas was second in the AFC and seventh in the NFL in scoring. He made 29 out of his 33 field goal attempts and all 40 of his extra point attempts to give him 127 total points, the fourth-highest scoring total in franchise history. He made 16 field goals of 40 or more yards to set a team record. On kickoffs, Bironas tied for first in the AFC and second in the NFL with 22 touchbacks.

The former Arena Football League kicker and part-time security guard originally signed in the NFL with the Green Bay Packers as a free agent in 2002.

Rob Bironas' 2009 Highlights:

- **During the 2009 preseason**, made six of seven field goal attempts and all 12 extra point attempts.
- **At Pittsburgh (8/9)**, he made one of three field goal attempts, connecting from 45 yards.

Bironas' Career Regular Season Statistics:

	GP	FGM	FGA	Pct	XPM	XPA	Pts
2005	16	23	29	79.3	30	32	99
2006	16	22	28	78.6	32	32	98
2007	16	35	39	89.7	28	28	133
2008	16	29	33	87.9	40	40	127
2009	1	1	3	33.3	1	1	4
Career	65	110	132	83.3	131	133	461

SEASON SCORING LEADERS

Kicker **Rob Bironas** placed seventh in the NFL in 2008 with 127 points, a total that ranks fourth in franchise history for points in a single season.

Bironas now owns two of the top five scoring seasons in team annals. In 2007, he registered the second-highest point total in club history, collecting 133 points.

Most points in a single season, franchise history (top five all kickers):

Player	Season	Extra Points		Field Goals		Total Points
		Made	Att	Made	Att	
1. Al Del Greco	1998	28	28	36	39	136
2. Rob Bironas	2007	28	28	35	39	133
3. Al Del Greco	1996	35	35	32	38	131
4. Rob Bironas	2008	40	40	29	33	127
5. Al Del Greco	1993	39	40	29	34	126
6. Gary Anderson	2003	42	42	27	31	123

2008 NFL TOUCHBACK LEADERS

In addition to his success kicking field goals, **Rob Bironas** also contributes to the team with his ability to record touchbacks on kickoffs. Bironas was tied for second place in the NFL during the 2008 regular season with a career-high 22 touchbacks on 84 kickoffs.

2008 NFL leaders in touchbacks on kickoffs:

Player	Team	Kickoffs	Touchbacks	TB Pct.
1. Rhys Lloyd	Car	88	30	34.1
2. Rob Bironas	Ten	84	22	26.2
Sebastian Janikowski	Oak	65	22	33.8
Olindo Mare	Sea	69	22	31.9
5. Matt Prater	Den	82	19	23.2

TOP FIELD GOAL PERCENTAGE, NFL HISTORY

In 2008, Titans kicker **Rob Bironas** moved into the NFL's all-time top 10 in field goal percentage.

To qualify in the NFL record books in the category of highest career field goal percentage, a kicker is required to have a minimum of 100 made field goals. **Mike Vanderjagt** is the league's all-time leader at 86.5 percent.

Highest field goal percentage in NFL history (min. 100 field goals):

Player	Made	Att	Pct
1. Mike Vanderjagt	230	266	86.5
2. Robbie Gould	112	130	86.2
3. Nate Kaeding	118	137	86.1
4. Shayne Graham	173	202	85.6
5. Matt Stover	462	552	83.7
6. Rob Bironas	110	132	83.3
7. Phil Dawson	214	258	82.9
8. Jeff Reed	164	198	82.8
9. John Carney	461	559	82.5
10. Ryan Longwell	298	362	82.3

FRANCHISE LEADING SCORERS

In Week 16 of the 2008 regular season, Titans kicker **Rob Bironas** surpassed former Oilers running back **Eddie George** (450 career points) for fourth place on the franchise's all-time scoring list.

Franchise Career Scoring Leaders:

Player	Years	TD	Rush	Rec.	Ret.	FG	PAT	Points
1. Al Del Greco	1991-00	0	0	0	0	246	322	1,060
2. George Blanda	1960-66	4	4	0	0	91	301	598
3. Tony Zendejas	1985-90	0	0	0	0	117	197	548
4. Rob Bironas	2005-09	0	0	0	0	110	131	461
5. Eddie George	1996-03	74	64	10	0	0	6	450
6. Earl Campbell	1978-84	73	73	0	0	0	0	438
7. Toni Fritsch	1977-81	0	0	0	0	81	149	392
8. Skip Butler	1972-77	0	0	0	0	70	120	330
9. Charlie Hennigan	1960-66	51	0	51	0	0	0	306
10. Ken Burrough	1971-81	48	1	47	0	0	0	288
Ernest Givins	1986-94	48	1	46	1	0	0	288
Haywood Jeffires	1987-95	47	0	47	0	0	6	288



P CRAIG HENTRICH

Punter **Craig Hentrich** is in his 16th NFL season and 12th with the Titans in 2009. He was signed to a contract extension early in the 2009 offseason.

During his career, the two-time Pro Bowler has punted more times than any other player in team history, and his punting average ranks second in club history behind only **Greg Montgomery**. Only three players in team history – **Bruce Matthews**, **Elvin Bethea** and **Brad Hopkins** – have appeared in more games with the club than Hentrich.

In addition to being the franchise's all-time punting leader, Hentrich is in the NFL's all-time top 10 in both career punts and games played by a punter.

In 2008, Hentrich punted 87 times for 3,725 yards, a 42.8-yard average with a net of 36.5. He placed 27 punts inside the opponents' 20-yard line.

Hentrich signed with Tennessee as an unrestricted free agent in 1998 after five seasons in Green Bay, where he was a member of Green Bay's Super Bowl XXXI Championship team. He was originally an eighth-round draft choice (200th overall) of the New York Jets in 1993.



Craig Hentrich's 2009 Highlights:

- **During the 2009 preseason**, he averaged 43.4 yards (42.4 net) on five punts.
- **At Pittsburgh (8/9)**, he recorded his 1,142nd career punt in the first quarter and in doing so broke a tie with **Rohn Stark** for seventh place on the NFL's all-time career punts list. Hentrich also broke a tie with **Chris Mohr** for fifth place in NFL history among punters with his 240th career game.

Craig Hentrich's Career Regular Season Statistics (1994-97 with Green Bay):

	GP	No.	Yds.	Avg.	Lg	TB	In20	Net
1994	16	81	3,351	41.4	70	10	24	35.5
1995	16	65	2,740	42.2	61	7	26	34.6
1996	16	68	2,886	42.4	65	9	28	36.3
1997	16	75	3,378	45.0	65	21	26	36.0
1998	16	69	3,258	47.2	71	11	18	39.2
1999	16	90	3,824	42.5	78	3	35	38.1
2000	16	76	3,101	40.8	67	9	33	36.3
2001	16	85	3,567	42.0	70	8	28	37.0
2002	16	65	2,725	41.9	56	5	28	33.9
2003	16	71	3,117	43.9	58	8	26	37.8
2004	16	73	3,117	42.7	64	8	20	38.0
2005	16	78	3,371	43.2	59	14	21	37.8
2006	16	88	3,760	42.7	73	10	32	37.3
2007	15	70	2,939	42.0	66	6	24	36.5
2008	16	87	3,725	42.8	75	13	27	36.5
2009	1	5	223	44.6	56	0	2	42.4
Career	240	1,146	49,082	42.8	78	142	398	36.8

FRANCHISE PUNTING LEADERS

Highest career gross punting average, franchise history:

Avg.	Player	Seasons
43.6	Greg Montgomery	1988-93
42.8	Craig Hentrich	1998-09
42.3	Jim Norton	1960-68

Most career punts, franchise history:

Punts	Player	Seasons
857	Craig Hentrich	1998-09
519	Jim Norton	1960-68
429	Cliff Parsley	1977-82

NFL'S ALL-TIME PUNTING LEADERS

In addition to being the franchise's all-time punting leader, **Craig Hentrich** ranks seventh in NFL history in career punts.

Among active punters, Hentrich ranks second in career punts. Only **Jeff Feagles** of the New York Giants has more.

Players with 1,000 career punts, NFL history (active players in italics):

Player	Games	Punts	Avg	TB	In20	Net
1. <i>Jeff Feagles</i>	337	1,650	41.6	125	531	35.9
2. Sean Landeta	284	1,401	43.3	166	381	35.3
3. Lee Johnson	259	1,226	42.4	142	318	35.2
4. Chris Gardocki	244	1,177	42.8	103	322	35.7
5. Dave Jennings	205	1,154	41.2	*97	*232	*34.4
6. Chris Mohr	239	1,152	40.4	87	281	35.4
7. Craig Hentrich	240	1,146	42.8	142	398	36.8
8. Rohn Stark	233	1,141	43.4	133	272	35.2
9. Bryan Barker	238	1,132	42.1	108	326	35.6
10. Mark Royals	224	1,116	42.1	103	286	34.5

* Statistic not tracked for entire career (since 1976)

PERCENT OF PUNTS INSIDE THE 20

Throughout his career, **Craig Hentrich** has consistently placed highly in the league in punts "inside the 20." Since the statistic started to be tracked in 1976, Hentrich ranks second among all punters in percentage of total punts placed inside the opponent's 20-yard line.

Highest career percentage of punts placed inside the 20 (minimum 250 career punts, 1976-2008 seasons):

Player	Punts	Avg	Net	In20	Pct. In20
1. Mike Scifres	341	44.1	38.9	144	42.2
2. Craig Hentrich	1146	42.8	36.8	398	34.7
3. Dustin Colquitt	306	43.7	38.5	106	34.6
4. Sam Koch	250	43.8	37.7	85	34.0
5. Michael Koenen	309	42.2	37.3	104	33.7
6. Hunter Smith	582	43.4	35.2	194	33.3
7. Josh Miller	750	43.1	35.9	248	33.1
8. Matt Turk	976	42.4	37.3	320	32.8
9. Brad Maynard	1102	42.1	36.5	359	32.6



TITANS ON THE AIR

Regular season TV and radio schedule of Titans-related programming in Nashville (all times central)*:

Television:

Titans All Access Fridays 9:30-10 p.m., CW-Ch. 58
 Saturdays 2:30-3 p.m., MyTV-Ch. 30
 Saturdays 9:30-10 p.m., FOX-Ch. 17
Titans on 2 with Jeff Fisher Tuesdays 7-8 p.m., WKRN-Ch. 2

Titans Radio (gameday times listed are for noon Sunday kickoff):

The Jeff Fisher Show Tuesdays 6-7 p.m., 103.3-FM WKDF
Countdown to Kickoff Sundays 9:30 a.m., 103.3-FM WKDF
Titans Countdown Sundays 11 a.m., 103.3-FM WKDF*
Postgame Report Sundays 3 p.m., 103.3-FM WKDF*
Titans Talkback Sundays 4 p.m., 103.3-FM WKDF

* Check listings for Titans Radio affiliates outside of the Nashville market.

TITANS RADIO AFFILIATES

TITANS RADIO FLAGSHIP

Nashville TN WKDF FM 103.3

TENNESSEE

Ashland City TN WQSV AM 790
 Camden TN WFWL AM 1220
 Camden TN WRJB FM 95.9
 Carthage TN WUCZ FM 104.1
 Centerville TN WNKX FM 96.7
 Centerville TN WNKX AM 1570
 Chattanooga TN WGOW AM 1150
 Chattanooga TN WGOW FM 102.3
 Clarksville TN WJZM AM 1400
 Cleveland TN WCLE FM 104.1
 Columbia TN WMCP AM 1280
 Cookeville TN WBXE FM 93.7
 Crossville TN WPBX FM 99.3
 Dickson TN WDKN AM 1260
 Dyersburg TN WASL FM 100.1
 Fayetteville TN WYTM FM 105.5
 Franklin TN WAKM AM 950
 Jackson TN WZDQ FM 102.3
 Knoxville TN WNOX FM 100.3
 La Follette TN WQLA FM 104.9
 Lawrenceburg TN WDXE AM 1370
 Lawrenceburg TN WDXE FM 106.7
 Lebanon TN WANT FM 98.9
 Lebanon TN WCOR AM 1490
 Lewisburg TN WAXO AM 1220
 Manchester TN WMSR AM 1320
 Martin TN WCMT FM 101.3
 Martin TN WCMT AM 1410
 McKenzie TN WHDM AM 1440
 McMinnville TN WOWC FM 105.3
 Memphis TN WXMV FM 98.1
 Morristown TN WCRK AM 1150
 Nashville TN WKDF FM 103.3
 Paris TN WMUF AM 1000
 Paris TN WMUF FM 104.7

Parsons TN WKJQ FM 97.3
 Portland TN WQKR AM 1270
 Pulaski TN WKSR FM 98.3
 Shelbyville TN WZNG AM 1400
 Tri Cities TN WXSM AM 640
 Union City TN WQAK FM 105.7
 Waverly TN WQMV AM 1060
 Winchester TN WCDDT AM 1340

ALABAMA

Arab AL WAFN FM 92.7
 Birmingham AL WJOX FM 94.5
 Florence AL WQLT FM 107.3
 Huntsville AL WUMP FM 103.9
 Huntsville AL WUMP AM 730
 Huntsville AL WVNN FM 92.5
 Huntsville AL WVNN AM 770
 Scottsboro AL WWIC AM 1050

KENTUCKY

Bowling Green KY WPTQ FM 103.7
 Bowling Green KY WWKU AM 1450
 Cadiz KY WKDZ FM 106.5
 Calvert City KY WCCK FM 95.7
 Campbellsville KY WTCO AM 1450
 Elizabethtown KY WIEL AM 1400
 Henderson KY WSON AM 860
 Leitchfield KY WMTL AM 870
 Leitchfield KY WKHG FM 104.9
 Madisonville KY WWKY FM 97.7
 Mayfield KY WNGO AM 1320
 Murray KY WFGS FM 103.7
 Paducah KY WKYX AM 570
 Paducah KY WPAD AM 1560
 Princeton KY WAVJ FM 104.9

MISSISSIPPI

Jackson MS WPBQ AM 1240

TITANS ALL ACCESS

Titans All Access, the team's official magazine-style TV show, returns for its seventh season in 2009. The 30-minute program is co-hosted by "The Voice of the Titans" and seven-time Tennessee Sports-caster of the Year **Mike Keith** along with Titans general manager **Mike Reinfeldt**.



The show brings Titans fans on- and off-the-field stories about the team, "wired for sound" features with players and coaches, one-on-one chats with Keith and team members, and exclusive weekly insight from Reinfeldt.

Titans All Access airs across the Mid-South. The show is produced by Nashville's Fox 17 and is broadcast on the station each Saturday night at 9:30 p.m. It also airs in Nashville on CW 58 Fridays at 9:30 p.m. and on MyTV 30 Saturday afternoons immediately following SEC Football (approximately 2:30 pm). It also airs in the Birmingham, Chattanooga, Huntsville, Jackson, Knoxville, Memphis, Paducah and Tri-Cities areas. See the listings below for "Titans All Access" affiliates in other markets.

TITANS ALL ACCESS AFFILIATES AND BROADCAST TIMES*:

Nashville

• FOX 17 Sat., 9:30 p.m. CDT
 • MyTV 30 Sat., 2:30 p.m. CDT (after SEC football)
 • CW 58 Fri., 9:30 p.m. CDT

Birmingham

• MyTV 68 Sat., 10 p.m. CDT

Chattanooga

• CBS 12 Sat., 11:30 p.m. EDT

Huntsville

• FOX 54 Sat., 6:30 p.m. CDT

Jackson

• E+ TV 6 Fri., 10 p.m. CDT
 Sat., 12 p.m. CDT
 Sat., 5 p.m. CDT
 Sun., 11 a.m. CDT

Knoxville

• CBS 8 Sat., 11:35 p.m. EDT
 • MyVLT 2 (to be determined)

Memphis

• MyTV 50 Sat., 5 p.m. CDT

Paducah

• MyTV 49 Sat., 9:30 a.m. CDT

Tri-Cities

• FOX 39 Sun., 11:30 a.m. EDT

* Times subject to change

Visit TitansOnline.com for updated listings.



Mike Reinfeldt (right), shown here with NFL Commissioner Roger Goodell (left), appears every week on *Titans All Access*.

THIS WEEK'S MEDIA CALENDAR

15 Tuesday	16 Wednesday	17 Thursday	18 Friday	19 Saturday	20 Sunday	21 Monday
<u>No Media Access</u> Players' day off	Practice - 11:30 a.m. Jeff Fisher available, locker room open following practice Conference Calls 9:45 a.m. CT - Jeff Fisher with Houston media 10:50 a.m. CT - Kyle Vanden Bosch with Houston media 9:00 a.m. CT - Gary Kubiak with Tennessee media 2:15 p.m. CT - Texans Player with Tennessee media	Practice - 11:30 a.m. Jeff Fisher available, locker room open following practice	Practice - 11:15 a.m. Jeff Fisher available, locker room open following practice	<u>No Media Access</u>	Texans at Titans Noon CT LP Field	Jeff Fisher Press Conference TBA

TELEVISION RATINGS

REGULAR SEASON TV RATINGS IN THE NASHVILLE MARKET

Date/Opponent	Day/Time	Network	Rating/Share
9/10 at Pit.	Thu. 7:30 p.m.	NBC	40.1/56
2009 Regular Season Average			40.1/56
2008 Regular Season Average			32.4/55
2007 Regular Season Average			28.6/49
2006 Regular Season Average			23.0/42
2005 Regular Season Average			21.8/42

PRESEASON

Date/Opponent	Day/Time	Network	Rating/Share
8/9 vs. Buf.	Sun. 7 p.m.	NBC	27.1/39
8/15 vs. T.B.	Sat. 7 p.m.	WKRN	17.5/29
8/21 at Dal.	Fri. 7 p.m.	FOX	19.5/30
8/29 at Cle.	Sat. 6:30 p.m.	WKRN	16.4/28
9/3 vs. G.B.	Thu. 7 p.m.	WKRN	20.8/32
Preseason Average			20.3*/32

* Ranked fourth during the preseason among all NFL teams in local markets



The Titans-Steelers Kickoff special scored a rating of 40.1 in Nashville.

MEDIA CONTACT INFO

Site Address:

Baptist Sports Park
460 Great Circle Road
Nashville, TN 37228

Media-Only Website/Credential Application:

media.titansonline.com (username and password available through Titans media relations)

Phone:

(615) 565-4000 (main)
(615) 565-4100 (media relations)
(615) 565-4190 (fan training camp hotline)
(615) 565-4140 (community relations hotline)
(615) 565-4105 (media relations fax)

Media Relations Staff:

Director of Media Relations -
Robbie Bohren (615) 565-4101
rbohren@titans.nfl.com
Assistant Director of Media Relations -
Dwight Spradlin (615) 565-4102
dspradlin@titans.nfl.com
Media Relations Assistant -
Jared Puffer (615) 565-4107
jpuffer@titans.nfl.com
Media Relations Season Intern -
Dan Beckler (615) 565-4103
dbeckler@titans.nfl.com
Director of Internet and Publications -
Gary Glenn (615) 565-4058
gglen@titans.nfl.com
Internet Coordinator -
Jeff Harding (615) 565-4065
jharding@titans.nfl.com

TITANS OFFENSIVE AND DEFENSIVE RANKINGS BY THE WEEK

Offensive rankings in 2009 by the week based on yardage, followed by yearly rankings since 1999:

2009 Week	Opp.	NFL Offense			AFC Offense		
		Tot	Rush	Pass	Tot	Rush	Pass
1	at Pit	11	13	12	5	6T	5
2	Hou						
3	at NYJ						
4	at Jax						
5	Ind						
6	at NE						
7	Bye						
8	Jax						
9	at SF						
10	Buf						
11	at Hou						
12	Ari						
13	at Ind						
14	StL						
15	Mia						
16	SD						
17	Sea						

Final yearly team rankings:

Titans in 2008	21	7	27	10	3	12
Titans in 2007	21	5	27	10	3	14
Titans in 2006	27	5	30	12	3	15
Titans in 2005	17	23	9	10	12	5
Titans in 2004	11	14	10	6	10	5
Titans in 2003	8	26	5	4	14	3
Titans in 2002	17	11	20	9	7	11
Titans in 2001	8	12	8T	5	8	4
Titans in 2000	14	7	16	8	6	8
Titans in 1999	13	13	13T	6	9	5T

Defensive rankings in 2009 by the week based on yardage, followed by yearly rankings since 1999:

2009 Week	Opp.	NFL Defense			AFC Defense		
		Tot	Rush	Pass	Tot	Rush	Pass
1	at Pit	21	4	26	9	2	12
2	Hou						
3	at NYJ						
4	at Jax						
5	Ind						
6	at NE						
7	Bye						
8	Jax						
9	at SF						
10	Buf						
11	at Hou						
12	Ari						
13	at Ind						
14	StL						
15	Mia						
16	SD						
17	Sea						

Final yearly team rankings:

Titans in 2008	7	6	9	3	3	4
Titans in 2007	5	5	10	4	3	9
Titans in 2006	32	30	27	16	15	15
Titans in 2005	19	22	17	10	11	7
Titans in 2004	27	18	26	13	11	12
Titans in 2003	12	1	30	9	1	15
Titans in 2002	10	2	25	5	2	13
Titans in 2001	25	5	31	15	3	16
Titans in 2000	1	3	1	1	2	1
Titans in 1999	17	10	25	12	6	15

2009 TITANS ROSTER BY EXPERIENCE

Underline - Started six or more games for Titans in 2008.

	<u>8TH YEAR</u>	<u>4TH YEAR</u>	<u>1ST YEAR</u>
	<u>Chris Hope</u> S	<u>Cortland Finnegan</u> CB	Cary Williams CB
	Patrick Ramsey QB	<u>Ahmad Hall</u> FB	
	<u>David Thornton</u> LB	<u>Stephen Tulloch</u> LB	<u>ROOKIE DRAFT PICKS</u>
		Kevin Vickerson DT	Kenny Britt WR
<u>16TH YEAR</u>	<u>7TH YEAR</u>	LenDale White RB	Jared Cook TE
Craig Hentrich P/K	Ken Amato LB/LS	Vince Young QB	Dominique Edison WR
Kevin Mawae (PUP) C	<u>Justin Gage</u> WR		Troy Kropog T/G
	Donnie Nickey S	<u>3RD YEAR</u>	Sen'Derrick Marks DT
<u>15TH YEAR</u>		Jacob Ford DE	Jason McCourty CB
Kerry Collins QB	<u>6TH YEAR</u>	<u>Michael Griffin</u> S	Gerald McRath LB
	<u>Eugene Amano</u> G/C	Leroy Harris G/C	Ryan Mouton CB
<u>11TH YEAR</u>	<u>Jake Scott</u> G	Chris Henry RB	Javon Ringer RB
Jevon Kearse DE			<u>ROOKIE FREE AGENTS</u>
<u>10TH YEAR</u>	<u>5TH YEAR</u>	<u>2ND YEAR</u>	None
Keith Bulluck LB	Dave Ball DE	Colin Allred LB	as of Sept. 14, 2009
	Rob Bironas K	Lavelle Hawkins WR	
<u>9TH YEAR</u>	<u>Tony Brown</u> DT	William Hayes DE	
Alge Crumpler TE	Vincent Fuller S	<u>Chris Johnson</u> RB	
Nick Harper CB	Jovan Haye DT	Jason Jones DT	
Kyle Vanden Bosch DE	<u>Michael Roos</u> T	Stanford Keglar LB	
	<u>Bo Scaife</u> TE	Mike Otto T	
	<u>David Stewart</u> T	Craig Stevens TE	
	Nate Washington WR		

2009 TITANS TRANSACTIONS

January 5	DT KEVIN VICKERSON rejoins team after four-game suspension; Waived DT AMON GORDON	June 23	Signed free agent T CORY LEKKERKERKER
January 6	Signed free agent WR CRAPHONSO THORPE to a future contract	June 24	Signed seventh-round draft choice G RYAN DURAND
January 7	Signed free agent T PETE CLIFFORD to a future contract	June 25	Signed sixth-round draft choice CB JASON McCOURTY
January 8	Signed free agent CB CHRISTIAN MORTON to a future contract	June 26	Signed sixth-round draft choice WR DOMINIQUE EDISON
January 12	Signed free agents DE CHARLES BENNETT , C/G DOUG DATISH , CB TANARD DAVIS , DT DERRICK JONES , TE MATTHEW MULLIGAN , C JASON MURPHY and C/G FERNANDO VELASCO to future contracts	July 6	Signed third-round draft choice CB RYAN MOUTON and fourth-round draft choice LB GERALD McRATH
January 14	Signed free agent DE LARRY BIRDINE to a future contract	July 7	Waived CB CHRISTIAN MORTON and WR CRAPHONSO THORPE
January 23	Signed free agent DT LaJUAN RAMSEY to a future contract	July 10	Signed third-round draft choice TE JARED COOK and fourth-round draft choice T/G TROY KROPOG
February 19	Designated TE BO SCAIFE as the Franchise Player	July 22	Signed fifth-round draft choice RB JAVON RINGER
February 27	Signed unrestricted free agent QB KERRY COLLINS	July 29	Signed second-round draft choice DT SEN'DERRICK MARKS ; Waived DT DERRICK JONES and G RYAN SCHMIDT
March 2	Signed unrestricted free agents S VINCENT FULLER , DT JOVAN HAYE and WR NATE WASHINGTON	July 31	Declared C KEVIN MAWAE Physically Unable to Perform
March 4	Signed exclusive rights free agent LB COLIN ALLRED	August 2	Signed first-round draft choice WR KENNY BRITT and declared him Physically Unable to Perform
March 6	Signed unrestricted free agent P CRAIG HENTRICH	August 7	Moved WR KENNY BRITT from Physically Unable to Perform to active roster
March 20	Signed unrestricted free agent WR MARK JONES	August 11	Waived CB JEREMY HAYNES and QB ALEX MORTENSEN ; signed free agent LB ROCKY BOIMAN and LB TYSON SMITH
April 2	Signed unrestricted free agent CB DeMARCUS FAGGINS	August 24	Waived injured C DOUG DATISH and WR CHRIS DAVIS
April 6	Signed unrestricted free agent QB PATRICK RAMSEY	August 25	Moved C KEVIN MAWAE from Physically Unable to Perform to active roster; signed free agent C MATT LEHR
April 26	Drafted WR KENNY BRITT (first round, 30th overall) and DT SEN'DERRICK MARKS (second round, 62nd overall)	September 1	Terminated vested veteran C MATT LEHR ; waived WR DUDLEY GUICE , RB RAFAEL LITTLE and LB TYSON SMITH
April 28	Traded 2010 second round pick to the New England Patriots for 2009 third round selection (89th overall); Drafted TE JARED COOK (third round, 89th overall), CB RYAN MOUTON (third round, 94th overall), LB GERALD McRATH (fourth round, 130th overall), T/G TROY KROPOG (fourth round, 135th overall), RB JAVON RINGER (fifth round, 173rd overall), CB JASON McCOURTY (sixth round, 203rd overall), WR DOMINIQUE EDISON (sixth round, 206th overall), G RYAN DURAND (seventh round, 239th overall), S NICK SCHOMMER (seventh round, 242nd overall)	September 5	Terminated vested veterans LB ROCKY BOIMAN , FB CASEY CRAMER , CB DeMARCUS FAGGINS , LB RYAN FOWLER , WR MARK JONES , T CORY LEKKERKERKER and LB JOSH STAMER ; Waived DE LARRY BIRDINE , CB TANARD DAVIS , G RYAN DURAND , RB RODNEY FERGUSON , DB TUFF HARRIS , DT MITCH KING , WR PHILLIP MORRIS , TE MATTHEW MULLIGAN , C JASON MURPHY , DT LaJUAN RAMSEY , S NICK SCHOMMER , P A.J. TRAPASSO , C FERNANDO VELASCO and WR PAUL WILLIAMS ; Waived injured RB QUINTON GANTHER
April 30	Signed TE BO SCAIFE as franchise player	September 6	Signed G RYAN DURAND , FB RODNEY FERGUSON , DT MITCH KING , WR PHILLIP MORRIS , S NICK SCHOMMER , C/G FERNANDO VELASCO and WR PAUL WILLIAMS to the practice squad
June 9	Signed seventh-round draft choice S NICK SCHOMMER	September 7	Signed LB MIKE RIVERA to the practice squad
June 12	Waived DE CHARLES BENNETT , T PETE CLIFFORD and DT ULRICH WINKLER		

HOW THE 2009 TITANS WERE BUILT

YEAR	DRAFTEES (32)	FREE AGENTS (21)	TRADES/WAIVERS (0)
2009	WR Kenny Britt (1)	WR Nate Washington (UFA-PIT)	
	DT Se'Derrick Marks (2)	DT Jovan Haye (UFA-TB)	
	TE Jared Cook (3a)	QB Patrick Ramsey (UFA-DEN)	
	CB Ryan Mouton (3b)		
	LB Gerald McRath (4a)		
	T/G Troy Kropog (4b)		
	RB Javon Ringer (5)		
	CB Jason McCourty (6a)		
WR Dominique Edison (6b)			
2008	RB Chris Johnson (1)	DE Dave Ball (FA)	
	DT Jason Jones (2)	TE Alge Crumpler (FA)	
	TE Craig Stevens (3)	DE Jevon Kearse (FA)	
	DE William Hayes (4a)	G Jake Scott (UFA-IND)	
	WR Lavelle Hawkins (4b)		
	LB Stanford Keglal (4c)		
	CB Cary Williams (7)		
2007	DB Michael Griffin (1)	CB Nick Harper (UFA-IND)	
	RB Chris Henry (2)	WR Justin Gage (UFA-CHI)	
	G/C Leroy Harris (4a)	DT Kevin Vickerson (FA)	
	DE Jacob Ford (6b)	LB Colin Allred (FA)	
	T Mike Otto (7)		
2006	QB Vince Young (1)	FB Ahmard Hall (FA)	
	RB LenDale White (2)	QB Kerry Collins (UFA-OAK)	
	LB Stephen Tulloch (4b)	LB David Thornton (UFA-IND)	
	CB Cortland Finnegan (7a)	C Kevin Mawae (UFA-NYJ)	
		S Chris Hope (UFA-PIT)	
		DT Tony Brown (FA)	
2005	T Michael Roos (2)	DE Kyle Vanden Bosch (UFA-AZ)	
	S Vincent Fuller (4a)	K Rob Bironas (FA)	
	T David Stewart (4b)		
	TE Bo Scaife (6)		
2004	G/C Eugene Amano (7b)		
2003	S Donnie Nickey (5)	LS/LB Ken Amato (FA)	
2000	LB Keith Bulluck (1)		
1998		P Craig Hentrich (UFA-GB)	

As of Sept. 14, 2009

2009 TITANS REGULAR SEASON STATISTICS

Won 0, Lost 1

Date	W-L	Score	OT	Opponent	Attendance
09/10	L	10-13	OT	at Pittsburgh	65,110*
09/20				Houston	
09/27				at New York Jets	
10/04				at Jacksonville	
10/11				Indianapolis	
10/18				at New England	
11/01				Jacksonville	
11/08				at San Francisco	
11/15				Buffalo	
11/23				at Houston	
11/29				Arizona	
12/06				at Indianapolis	
12/13				St. Louis	
12/20				Miami	
12/25				San Diego	
01/03				at Seattle	

* Sellout

Statistic	Tenn.	Opp.
Total First Downs	18	19
Rushing	2	1
Passing	14	18
Penalty	2	0
3rd Down: Made/Att	4/13	4/14
3rd Down Pct.	30.8	28.6
4th Down: Made/Att	0/0	0/0
4th Down Pct.	0.0	0.0
Possession Avg.	26:22	33:38
Total Net Yards	320	357
Avg. Per Game	320.0	357.0
Total Plays	61	70
Avg. Per Play	5.2	5.1
Net Yards Rushing	86	36
Avg. Per Game	86.0	36.0
Total Rushes	25	23
Net Yards Passing	234	321
Avg. Per Game	234.0	321.0
Sacked/Yards Lost	1/10	4/42
Gross Yards	244	363
Att./Completions	35/22	43/33
Completion Pct.	62.9	76.7
Had Intercepted	1	2
Punts/Average	5/44.6	7/42.7
Net Punting Avg.	5/42.4	7/40.7
Penalties/Yards	5/28	6/60
Fumbles/Ball Lost	2/1	1/1
Touchdowns	1	1
Rushing	0	0
Passing	1	1
Returns	0	0

Score By Periods	Q1	Q2	Q3	Q4	OT	PTS
Team	0	7	0	3	0	10
Opponents	0	7	0	3	3	13

Scoring	TD	Rush	Rec	Ret	K-PAT	FG	S	PTS
Gage	1	0	1	0			0	6
Bironas	0	0	0	0	1/1	1/3	0	4
Team	1	0	1	0	1/1	1/3	0	10
Opponents	1	0	1	0	1/1	2/2	0	13

2-Pt. Conversions: Team 0-0, Opponents 0-0

Sacks: Brown 1, J. Jones 1, Kearsse 1, Ford 0.5, Hayes 0.5, Team 4, Opponents 1

FUM/Lost: Finnegan 1/0, Scaife 1/1

Opponent Fumble Recoveries: S. Tulloch 1 Total: 1

Passing	Att	Cmp	Yds	Cmp%	Yds/Att	TD	TD%	Int	Int%	Long	Sack/Lost	Rating
Collins	35	22	244	62.9	6.97	1	2.9	1	2.9	57	1/10	81.1
Team	35	22	244	62.9	6.97	1	2.9	1	2.9	57	1/10	81.1
Opponents	43	33	363	76.7	8.44	1	2.3	2	4.7	34t	4/42	89.6

Rushing	No.	Yds	Avg	Long	TD
Johnson	15	57	3.8	32	0
White	8	28	3.5	6	0
Collins	2	1	0.5	1	0
Team	25	86	3.4	32	0
Opponents	23	36	1.6	8	0

Receiving	No.	Yds	Avg	Long	TD
Gage	7	78	11.1	16	1
Scaife	5	48	9.6	20	0
Britt	4	85	21.3	57	0
Crumpler	2	5	2.5	3	0
Johnson	1	11	11.0	11	0
Washington	1	8	8.0	8	0
White	1	5	5.0	5	0
Hall	1	4	4.0	4	0
Team	22	244	11.1	57	1
Opponents	33	363	11.0	34t	1

Interceptions	No.	Yds	Avg	Long	TD
Finnegan	1	80	80.0	80	0
Fuller	1	0	0.0	0	0
Team	2	80	40.0	80	0
Opponents	1	16	16.0	16	0

Punting	No.	Yds	Avg	Net	TB	In	Lg	B
Hentrich	5	223	44.6	42.4	0	2	56	0
Team	5	223	44.6	42.4	0	2	56	0
Opponents	7	299	42.7	40.7	0	4	54	0

Punt Returns	Ret	FC	Yds	Avg	Long	TD
Finnegan	4	1	14	3.5	11	0
Team	4	1	14	3.5	11	0
Opponents	1	2	11	11.0	11	0

Kickoff Returns	No.	Yds	Avg	Long	TD
Ringer	3	59	19.7	21	0
Team	3	59	19.7	21	0
Opponents	4	116	29.0	39	0

Field Goals	1-19	20-29	30-39	40-49	50+
Bironas	0/0	0/0	0/2	1/1	0/0
Team	0/0	0/0	0/2	1/1	0/0
Opponents	0/0	0/0	2/2	0/0	0/0

Bironas/Team: (37N,31B,45G)

Opponents: (32G,33G)

2009 TITANS REGULAR SEASON DEFENSIVE STATISTICS

PLAYER	TACKLES			SACKS		QBP	TFL	INTERCEPTIONS				FUMBLES			
	Tot	Solo	Asst	Sk	Yds			No	Yds	Lg	TD	PD	FF	FR	Yds
Tulloch, Stephen	12	8	4	0.0	0	0	1	0	0	0	0	0	0	1	0
Hope, Chris	11	11	0	0.0	0	0	0	0	0	0	0	1	0	0	0
Finnegan, Cortland	10	7	3	0.0	0	0	0	1	80	80	0	1	0	0	0
Harper, Nick	7	5	2	0.0	0	0	0	0	0	0	0	0	0	0	0
Griffin, Michael	6	6	0	0.0	0	0	0	0	0	0	0	1	1	0	0
Hayes, William	6	3	3	0.5	4	1	0	0	0	0	0	0	0	0	0
Bulluck, Keith	5	4	1	0.0	0	0	0	0	0	0	0	0	0	0	0
Ford, Jacob	5	2	3	0.5	4	0	0	0	0	0	0	0	0	0	0
Vickerson, Kevin	5	2	3	0.0	0	0	0	0	0	0	0	0	0	0	0
Brown, Tony	4	3	1	1.0	9	1	0	0	0	0	0	0	0	0	0
Haye, Jovan	4	3	1	0.0	0	1	0	0	0	0	0	0	0	0	0
Jones, Jason	4	3	1	1.0	19	0	1	0	0	0	0	1	0	0	0
Vanden Bosch, Kyle	4	2	2	0.0	0	1	0	0	0	0	0	0	0	0	0
Fuller, Vincent	3	2	1	0.0	0	0	1	1	0	0	0	1	0	0	0
Kearse, Jevon	3	2	1	1.0	6	0	0	0	0	0	0	0	0	0	0
Thornton, David	3	2	1	0.0	0	0	0	0	0	0	0	0	0	0	0
Allred, Colin	1	1	0	0.0	0	0	0	0	0	0	0	0	0	0	0
Amato, Ken	0	0	0	0.0	0	0	0	0	0	0	0	0	0	0	0
Ball, Dave	0	0	0	0.0	0	0	0	0	0	0	0	0	0	0	0
Keglar, Stanford	0	0	0	0.0	0	0	0	0	0	0	0	0	0	0	0
Marks, Sen'Derrick	0	0	0	0.0	0	0	0	0	0	0	0	0	0	0	0
McCourty, Jason	0	0	0	0.0	0	0	0	0	0	0	0	0	0	0	0
McRath, Gerald	0	0	0	0.0	0	0	0	0	0	0	0	0	0	0	0
Mouton, Ryan	0	0	0	0.0	0	0	0	0	0	0	0	0	0	0	0
Nickey, Donnie	0	0	0	0.0	0	0	0	0	0	0	0	0	0	0	0
Williams, Cary	0	0	0	0.0	0	0	0	0	0	0	0	0	0	0	0
TEAM TOTALS:	93	66	27	4.0	42	4	3	2	80	80	0	5	1	1	0

SPECIAL TEAMS STATISTICS

PLAYER	TACKLES			FUMBLES		BLOCKS		
	Tot	Solo	Asst	FF	FR	PAT	FG	PUNT
Griffin, Michael	3	3	0	0	0	0	0	0
Allred, Colin	1	1	0	0	0	0	0	0
Ringer, Javon	1	1	0	0	0	0	0	0
Finnegan, Cortland	0	0	0	0	1	0	0	0
TEAM TOTALS:	5	5	0	0	1	0	0	0

MISCELLANEOUS STATISTICS

PLAYER	TACKLES			FUMBLES	
	Tot	Solo	Asst	FF	FR
Hall, Ahmard	1	1	0	0	0
Roos, Michael	1	1	0	0	0
TEAM TOTALS:	2	2	0	0	0

Legend:

Tot	Total Tackles	Int	Interceptions
Solo	Unassisted Tackles	Yds	Interception Return Yards
Asst	Assisted Tackles	TD	Interceptions Return Touchdowns
Sk	Quarterback Sacks	PD	Passes Defensed
Yds	Yards Lost on Sack	FF	Forced Fumble
QBP	Quarterback Pressures	FR	Fumble Recoveries
TFL	Tackles for Loss	Yds	Yards on Fumble Returns

THE LAST TIME, REGULAR SEASON ...

KICKOFF RETURNED FOR TOUCHDOWN

By Titans—Derrick Mason at Cincinnati (101 yards), 11/18/01
By Opponents—Alvis Whitted, Jacksonville (98 yards), 12/26/99

PUNT RETURNED FOR TOUCHDOWN

By Titans—Pacman Jones vs. New England (81 yards), 12/31/06
By Opponents—Glenn Martinez at Denver (80 yards), 11/19/07

INTERCEPTION RETURNED FOR TOUCHDOWN

By Titans—Michael Griffin (83 yards) vs. Pittsburgh, 12/21/08
By Opponents—Scott Starks (55 yards), at Jacksonville, 11/5/06

FUMBLE RETURNED FOR TOUCHDOWN

By Titans—Cortland Finnegan (92 yards) vs. Jacksonville, 12/17/06
By Opponents—Jamey Richard (recovered in end zone), at Indianapolis, 12/28/08

FIELD GOAL BLOCKED

By Titans—Jason Jones at Chicago (Robbie Gould), 11/9/08
By Opponents—Aaron Smith, at Pittsburgh (Rob Bironas), 9/10/09

FIELD GOAL BLOCKED AND RETURNED FOR TD

By Titans—Donald Mitchell (69 yards) at Detroit (Jason Hanson's FG blocked by Henry Ford), 10/21/01
By Opponents—Rob Morris (68 yards), at Indianapolis (Gary Anderson's FG blocked by Montae Reagor), 12/5/04

PUNT BLOCKED

By Titans—Keith Bulluck at Cincinnati (Kyle Larson), 9/14/08
By Opponents—Ed Reed, at Baltimore (Craig Hentrich), 11/24/02

PUNT BLOCKED AND RETURN FOR TD

By Titans—Keith Bulluck at Cincinnati, 9/14/08 (Kyle Larson's punt blocked by Bulluck and recovered in end zone by Bulluck)
By Opponents—Ed Reed (11 yards), at Baltimore (Craig Hentrich's punt blocked by Ed Reed), 11/24/02

MISSED PAT

By Titans—Rob Bironas (wide right) at Jacksonville, 1/1/06
By Opponents—Mike Nugent (blocked by Antwan Odom), vs. N.Y. Jets, 12/23/07

TWO POINT CONVERSION MADE

By Titans—Kerry Collins pass to Ahmard Hall vs. Indianapolis, 10/27/08
By Opponents—Andre' Davis pass from Sage Rosenfels at Houston, 10/21/07

TWO POINT CONVERSION FAILED

By Titans—vs. Oakland, 10/30/05
By Opponents—vs. Houston, 9/21/08

SAFETY SCORED

By Titans—Tony Brown and Keith Bulluck sacked Steve McNair out of bounds in end zone vs. Baltimore, 11/12/06
By Opponents—Billy Volek penalty (intentional grounding) in end zone at Oakland, 12/19/04

200 YARDS RUSHING

By Titans—Eddie George vs. Oakland (216 yards), 8/31/97
By Opponents—Corey Dillon, vs. Cincinnati (246 yards), 12/4/97

150 YARDS RUSHING

By Titans—Chris Johnson (168 yards) at Kansas City, 10/19/08
By Opponents—Ricky Williams, at Miami (172 yards), 12/24/05

100 YARDS RUSHING

By Titans—Chris Johnson (136 yards) vs. Cleveland, 12/7/08
By Opponents—Steve Slaton (100 yards), at Houston, 12/14/08

400 YARDS PASSING

By Titans—Billy Volek at Oakland (492 yards), 12/19/04
By Opponents—Peyton Manning, at Indianapolis (425 yards), 12/5/04

300 YARDS PASSING

By Titans—Vince Young at Denver (305 yards), 11/19/07
By Opponents—Ben Roethlisberger, at Pittsburgh (363 yards), 9/10/09

200 YARDS RECEIVING

By Titans—Drew Bennett vs. Kansas City (233 yards), 12/13/04
By Opponents—Andre Johnson, at Houston (207 yards), 12/14/08

150 YARDS RECEIVING

By Titans—Drew Bennett at Oakland (160 yards), 12/19/04
By Opponents—Andre Johnson, at Houston (207 yards), 12/14/08

100 YARDS RECEIVING

By Titans—Justin Gage vs. Pittsburgh (104 yards), 12/21/08
By Opponents—Santonio Holmes (131 yards) and Hines Ward (103), at Pittsburgh, 9/10/09

FIVE TOUCHDOWN PASSES

By Titans—Steve McNair vs. Jacksonville, 12/26/99
By Opponents—Kerry Collins, at Oakland, 12/19/04

FOUR TOUCHDOWN PASSES

By Titans—Billy Volek at Oakland, 12/19/04
By Opponents—Sage Rosenfels at Houston, 10/21/07

THREE TOUCHDOWN RECEPTIONS

By Titans—Drew Bennett vs. Kansas City, 12/13/04
By Opponents—Chad Johnson at Cincinnati, 11/25/07

TWO TOUCHDOWN RECEPTIONS

By Titans—Justin Gage at Jacksonville, 11/16/08
By Opponents—Dallas Clark, Indianapolis, 10/27/08

THREE TOUCHDOWNS RUSHING

By Titans—LenDale White at Kansas City, 10/19/08
By Opponents—Corey Dillon (4), Cincinnati, 12/4/97

TWO TOUCHDOWNS RUSHING

By Titans—LenDale White at Detroit, 11/27/08;
Chris Johnson at Detroit, 11/27/08
By Opponents—Leon Washington, vs. N.Y. Jets, 11/23/08

FOUR FIELD GOALS

By Titans—Rob Bironas (4) at Houston, 12/14/08
By Opponents—Rian Lindell (5), at Buffalo, 12/24/06

THREE FIELD GOALS

By Titans—Rob Bironas (4) at Houston, 12/14/08
By Opponents—Adam Vinatieri, at Indianapolis, 12/28/08

THREE INTERCEPTIONS

By Titans—Keith Bulluck (3) at New Orleans, 9/24/07
By Opponents—Rod Woodson (3), at Oakland, 9/29/02

TWO INTERCEPTIONS

By Titans—Michael Griffin vs. Pittsburgh, 12/21/08
By Opponents—D'Qwell Jackson, vs. Cleveland, 12/7/08

THREE SACKS

By Titans—Jason Jones (3.5) vs. Pittsburgh, 12/21/08
By Opponents—Warren Sapp, vs. Oakland, 10/30/05

SCORED 50 POINTS

By Titans—Oilers 58, Cleveland 14, 12/9/90
By Opponents—Titans 24, at Indianapolis 51, 12/5/04

SCORED 40 POINTS

By Titans—Titans 47, at Detroit 10, 11/27/08
By Opponents—New England 40, Titans 23, 12/31/06

WON OVERTIME GAME

By Titans—Packers 16 at Titans 19, 11/2/08
By Opponents—Titans 10 at Pittsburgh 13, 9/10/09

SHUTOUT

By Titans—Titans 31, Dallas 0, 12/25/00
By Opponents—at Indianapolis 23, Titans 0, 12/28/08

500 TOTAL NET YARDS

By Titans—at Oakland (527 yards), 12/19/04
By Opponents—at Indianapolis (567 yards), 12/5/04

400 TOTAL NET YARDS

By Titans—at Detroit (456 yards), 11/27/08
By Opponents—vs. N.Y. Jets (409 yards), 11/23/08

2009 TENNESSEE TITANS UNOFFICIAL DEPTH CHART

OFFENSE

WR	85	Nate Washington	<u>18</u>	<u>Kenny Britt</u>	<u>19</u>	<u>Dominique Edison</u>
LT	71	Michael Roos	66	Mike Otto	<u>70</u>	<u>Troy Kropog</u>
LG	54	Eugene Amano	64	Leroy Harris	66	Mike Otto
C	68	Kevin Mawae	64	Leroy Harris	66	Mike Otto
RG	73	Jake Scott	64	Leroy Harris	<u>70</u>	<u>Troy Kropog</u>
RT	76	David Stewart	66	Mike Otto	88	Craig Stevens
TE	80	Bo Scaife	83	Alge Crumpler	<u>89</u>	<u>Jared Cook</u>
WR	12	Justin Gage	87	Lavelle Hawkins		
QB	5	Kerry Collins	10	Vince Young	11	Patrick Ramsey
FB	45	Ahmard Hall				
RB	28	Chris Johnson	25	LenDale White	<u>21</u>	<u>Javon Ringer</u>
					42	Chris Henry

DEFENSE

LE	90	Jevon Kearse	78	Jacob Ford	95	William Hayes
LT	91	Jason Jones	75	Jovan Haye	<u>94</u>	<u>Sen'Derrick Marks</u>
RT	97	Tony Brown	96	Kevin Vickerson		
RE	93	Kyle Vanden Bosch	98	Dave Ball		
LLB	50	David Thornton	<u>51</u>	<u>Gerald McRath</u>		
MLB	55	Stephen Tulloch	56	Colin Allred	58	Ken Amato
RLB	53	Keith Bulluck	59	Stanford Keglar		
LCB	20	Nick Harper	<u>29</u>	<u>Ryan Mouton</u>	<u>30</u>	<u>Jason McCourty</u>
RCB	31	Cortland Finnegan	41	Cary Williams		
SS	24	Chris Hope	23	Donnie Nickey		
FS	33	Michael Griffin	22	Vincent Fuller		

SPECIALISTS

K	2	Rob Bironas	15	Craig Hentrich		
KO	2	Rob Bironas	15	Craig Hentrich		
P	15	Craig Hentrich				
H	15	Craig Hentrich	23	Donnie Nickey		
PR	<u>29</u>	<u>Ryan Mouton</u>	31	Cortland Finnegan		
KOR	<u>29</u>	<u>Ryan Mouton</u>	<u>21</u>	<u>Javon Ringer</u>	<u>30</u>	<u>Jason McCourty</u>
PC	58	Ken Amato	68	Kevin Mawae		
KC	58	Ken Amato	68	Kevin Mawae		

Rookies and first-year players are underlined

As of Sept. 14, 2009

2009 TITANS POSITIONAL ROSTER - OFFENSE

QUARTERBACKS (3)

5	Collins, Kerry	QB	6-5	245	12/30/72	15	Penn State	Lebanon, Pa.	UFA (OAK)-'06
11	Ramsey, Patrick	QB	6-2	225	2/14/79	8	Tulane	Ruston, La.	UFA (DEN)-'09
10	Young, Vince	QB	6-5	233	5/18/83	4	Texas	Houston, Texas	D1-'06

RUNNING BACKS/FULLBACKS (5)

45	Hall, Ahmard	FB	5-10	242	11/13/79	4	Texas	Angleton, Texas	FA-'06
42	Henry, Chris	RB	5-11	230	6/6/85	3	Arizona	Oakland, Calif.	D2-'07
28	Johnson, Chris	RB	5-11	200	9/23/85	2	East Carolina	Orlando, Fla.	D1-'08
21	Ringer, Javon	RB	5-9	205	2/2/87	R	Michigan State	Dayton, Ohio	D5-'09
25	White, LenDale	RB	6-1	235	12/20/84	4	Southern California	Park Hill, Colo.	D2-'06

WIDE RECEIVERS (5)

18	Britt, Kenny	WR	6-3	218	9/19/88	R	Rutgers	Bayonne, N.J.	D1-'09
19	Edison, Dominique	WR	6-2	204	7/16/86	R	Stephen F. Austin	San Augustine, Texas	D6b-'09
12	Gage, Justin	WR	6-4	212	1/24/81	7	Missouri	Jefferson City, Mo.	UFA (CHI)-'07
87	Hawkins, Lavelle	WR	5-11	190	7/12/86	2	California	Stockton, Calif.	D4b-'08
85	Washington, Nate	WR	6-1	185	8/28/83	5	Tiffin	Toledo, Ohio	UFA (PIT)-'09

TIGHT ENDS (4)

89	Cook, Jared	TE	6-5	246	4/7/87	R	South Carolina	Suwanee, Ga.	D3a-'09
83	Crumpler, Alge	TE	6-2	262	12/23/77	9	North Carolina	Wilmington, N.C.	FA-'08
80	Scaife, Bo	TE	6-3	249	1/6/81	5	Texas	Denver, Colo.	D6-'06
88	Stevens, Craig	TE	6-3	255	9/1/84	2	California	Rancho Palos Verdes, Calif.	D3-'08

CENTERS (2)

64	Harris, Leroy	G/C	6-3	302	6/6/84	3	N.C. State	Raleigh, N.C.	D4a-'07
68	Mawae, Kevin	C	6-4	289	1/23/71	16	Louisiana State	Leesville, La.	UFA (NYJ)-'06

GUARDS (2)

54	Amano, Eugene	G/C	6-3	310	3/1/82	6	SE Missouri State	San Diego, Calif.	D7-'04
73	Scott, Jake	G	6-5	295	4/16/81	6	Idaho	Lewiston, Idaho	UFA(IND)-'08

TACKLES (4)

70	Kropog, Troy	T/G	6-6	309	7/31/86	R	Tulane	Metairie, La.	D4b-'09
66	Otto, Mike	T	6-5	308	7/24/83	2	Purdue	Kokomo, Ind.	D7-'07
71	Roos, Michael	T	6-7	315	10/5/82	5	Eastern Washington	Vancouver, Wash.	D2-'05
76	Stewart, David	T	6-7	318	8/28/82	5	Mississippi State	Moulton, Ala.	D4b-'05

PLACEKICKERS (1)

2	Bironas, Rob	K	6-0	215	1/29/78	5	Ga. Southern/Auburn	Louisville, Ky.	FA-'05
---	--------------	---	-----	-----	---------	---	---------------------	-----------------	--------

As of Sept. 14, 2009

2009 TITANS POSITIONAL ROSTER - DEFENSE

DEFENSIVE ENDS (5)

98	Ball, Dave	DE	6-5	277	1/4/81	5	UCLA	Dixon, Calif.	FA-'08
78	Ford, Jacob	DE	6-4	256	7/20/83	3	Central Arkansas	Memphis, Tenn.	D6b-'07
95	Hayes, William	DE	6-3	272	5/2/85	2	Winston-Salem State	High Point, N.C.	D4a-'08
90	Kearse, Jevon	DE	6-4	265	9/3/76	11	Florida	Ft. Myers, Fla.	FA-'08
93	Vanden Bosch, Kyle	DE	6-4	278	11/17/78	9	Nebraska	Larchwood, Iowa	UFA (AZ)-'05

DEFENSIVE TACKLES (5)

97	Brown, Tony	DT	6-3	290	9/29/80	5	Memphis	Chattanooga, Tenn.	FA-'06
75	Haye, Jovan	DT	6-2	285	6/21/82	5	Vanderbilt	Fort Lauderdale, Fla.	UFA (TB)-'09
91	Jones, Jason	DT	6-5	280	5/23/86	2	Eastern Michigan	Detroit, Mich.	D2-'08
94	Marks, Sen'Derrick	DT	6-2	306	2/23/87	R	Auburn	Mobile, Ala.	D2-'09
96	Vickerson, Kevin	DT	6-5	305	1/8/83	4	Michigan State	Detroit, Mich.	FA-'07

LINEBACKERS (7)

56	Allred, Colin	LB	6-1	238	4/15/83	2	Baylor	Dallas, Texas	FA-'07
58	Amato, Ken	LB/LS	6-2	245	5/18/77	7	Montana State	Miami, Fla.	FA-'03
53	Bulluck, Keith	LB	6-3	235	4/4/77	10	Syracuse	New City, N.Y.	D1-'00
59	Keglar, Stanford	LB	6-2	240	7/4/85	2	Purdue	Indianapolis, Ind.	D4c-'08
51	McRath, Gerald	LB	6-3	231	6/16/86	R	Southern Mississippi	Powder Springs, Ga.	D4a-'09
50	Thornton, David	LB	6-2	225	11/1/78	8	North Carolina	Goldsboro, N.C.	UFA (IND)-'06
55	Tulloch, Stephen	LB	5-11	235	1/1/85	4	N.C. State	Miami, Fla.	D4b-'06

CORNERBACKS (5)

31	Finnegan, Cortland	CB	5-10	188	2/2/84	4	Samford	Milton, Fla.	D7a-'06
20	Harper, Nick	CB	5-10	182	9/10/74	9	Fort Valley State	Baldwin, Ga.	UFA (IND)-'07
30	McCourty, Jason	CB	6-0	193	8/13/87	R	Rutgers	Nyack, N.Y.	D6a-'09
29	Mouton, Ryan	CB	5-9	187	9/23/86	R	Hawaii	Houston, Texas	D3b-'09
41	Williams, Cary	CB	6-1	185	12/23/84	1	Washburn	Hollywood, Fla.	D7-'08

SAFETIES (4)

22	Fuller, Vincent	S	6-1	190	8/3/82	5	Virginia Tech	Baltimore, Md.	D4a-'05
33	Griffin, Michael	S	6-0	202	1/4/85	3	Texas	Austin, Texas	D1-'07
24	Hope, Chris	S	6-0	208	9/29/80	8	Florida State	Rock Hill, S.C.	UFA (PIT)-'06
23	Nickey, Donnie	S	6-3	210	4/25/80	7	Ohio State	Plain City, Ohio	D5-'03

PUNTERS (1)

15	Hentrich, Craig	P/K	6-3	213	5/18/71	16	Notre Dame	Alton, Ill.	UFA (GB)-'98
----	-----------------	-----	-----	-----	---------	----	------------	-------------	--------------

As of Sept. 14, 2009

2009 TITANS ALPHABETICAL ROSTER

NO.	NAME	POS.	HT.	WT.	BIRTH-DATE	NFL-EXP.	COLLEGE	HOMETOWN	HOW ACQUIRED
56	Allred, Colin	LB	6-1	238	4/15/83	2	Baylor	Dallas, Texas	FA-07
54	Amano, Eugene	G/C	6-3	310	3/1/82	6	SE Missouri State	San Diego, Calif.	D7-'04
58	Amato, Ken	LB/LS	6-2	245	5/18/77	7	Montana State	Miami, Fla.	FA-'03
98	Ball, Dave	DE	6-5	277	1/4/81	5	UCLA	Dixon, Calif.	FA-'08
2	Bironas, Rob	K	6-0	215	1/29/78	5	Ga. Southern/Auburn	Louisville, Ky.	FA-'05
18	Britt, Kenny	WR	6-3	218	9/19/88	R	Rutgers	Bayonne, N.J.	D1-'09
97	Brown, Tony	DT	6-3	290	9/29/80	5	Memphis	Chattanooga, Tenn.	FA-'06
53	Bulluck, Keith	LB	6-3	235	4/4/77	10	Syracuse	New City, N.Y.	D1-'00
5	Collins, Kerry	QB	6-5	245	12/30/72	15	Penn State	Lebanon, Pa.	UFA (OAK)-'06
89	Cook, Jared	TE	6-5	246	4/7/87	R	South Carolina	Suwanee, Ga.	D3a-'09
83	Crumpler, Alge	TE	6-2	262	12/23/77	9	North Carolina	Wilmington, N.C.	FA-'08
19	Edison, Dominique	WR	6-2	204	7/16/86	R	Stephen F. Austin	San Augustine, Texas	D6b-'09
31	Finnegan, Cortland	CB	5-10	188	2/2/84	4	Samford	Milton, Fla.	D4a-'05
78	Ford, Jacob	DE	6-4	256	7/20/83	3	Central Arkansas	Memphis, Tenn.	D6b-'07
22	Fuller, Vincent	S	6-1	190	8/3/82	5	Virginia Tech	Baltimore, Md.	D4a-'05
12	Gage, Justin	WR	6-4	212	1/24/81	7	Missouri	Jefferson City, Mo.	UFA (CHI)-'07
33	Griffin, Michael	S	6-0	202	1/4/85	3	Texas	Austin, Texas	D1-'07
45	Hall, Ahmard	FB	5-11	242	11/13/79	4	Texas	Angleton, Texas	FA-'06
20	Harper, Nick	CB	5-10	182	9/10/74	9	Fort Valley State	Baldwin, Ga.	UFA (IND)-'07
64	Harris, Leroy	G/C	6-3	302	6/6/84	3	N.C. State	Raleigh, N.C.	D4a-'07
87	Hawkins, Lavelle	WR	5-11	190	7/12/86	2	California	Stockton, Calif.	D4b-'08
75	Haye, Jovan	DT	6-2	285	6/21/82	5	Vanderbilt	Fort Lauderdale, Fla.	UFA (TB)-'09
95	Hayes, William	DE	6-3	272	5/2/85	2	Winston-Salem State	High Point, N.C.	D4a-'08
42	Henry, Chris	RB	5-11	230	6/6/85	3	Arizona	Oakland, Calif.	D2-'07
15	Henrich, Craig	P/K	6-3	213	5/18/71	16	Notre Dame	Alton, Ill.	UFA (GB)-'98
24	Hope, Chris	S	6-0	208	9/29/80	8	Florida State	Rock Hill, S.C.	UFA (PIT)-'06
28	Johnson, Chris	RB	5-11	200	9/23/85	2	East Carolina	Orlando, Fla.	D1-'08
91	Jones, Jason	DT	6-5	280	5/23/86	2	Eastern Michigan	Detroit, Mich.	D2-'08
90	Kearse, Jevon	DE	6-4	265	9/3/76	11	Florida	Ft. Myers, Fla.	FA-'08
59	Keglar, Stanford	LB	6-2	240	7/4/85	2	Purdue	Indianapolis, Ind.	D4c-'08
70	Kropog, Troy	T/G	6-6	309	7/31/86	R	Tulane	Metairie, La.	D4b-'09
94	Marks, Sen'Derrick	DT	6-2	306	2/23/87	R	Auburn	Mobile, Ala.	D2-'09
68	Mawae, Kevin	C	6-4	289	1/23/71	16	Louisiana State	Leesville, La.	UFA (NYJ)-'06
30	McCourty, Jason	CB	6-0	193	8/13/87	R	Rutgers	Nyack, N.Y.	D6a-'09
51	McRath, Gerald	LB	6-3	231	6/16/86	R	Southern Mississippi	Powder Springs, Ga.	D4a-'09
29	Mouton, Ryan	CB	5-9	187	9/23/86	R	Hawaii	Houston, Texas	D3b-'09
23	Nickey, Donnie	S	6-3	210	4/25/80	7	Ohio State	Plain City, Ohio	D5-'03
66	Otto, Mike	T	6-5	308	7/24/83	2	Purdue	Kokomo, Ind.	D7-'07
11	Ramsey, Patrick	QB	6-2	225	2/14/79	8	Tulane	Ruston, La.	UFA (DEN)-'09
21	Ringer, Javon	RB	5-9	205	2/2/87	R	Michigan State	Dayton, Ohio	D5-'09
71	Roos, Michael	T	6-7	315	10/5/82	5	Eastern Washington	Vancouver, Wash.	D2-'05
80	Scaife, Bo	TE	6-3	249	1/6/81	5	Texas	Denver, Colo.	D6-'05
73	Scott, Jake	G	6-5	295	4/16/81	6	Idaho	Lewiston, Idaho	UFA (IND)-'08
88	Stevens, Craig	TE	6-3	255	9/1/84	2	California	Rancho Palos Verdes, Calif.	D3-'08
76	Stewart, David	T	6-7	318	8/28/82	5	Mississippi State	Moulton, Ala.	D4b-'05
50	Thornton, David	LB	6-2	225	11/1/78	8	North Carolina	Goldsboro, N.C.	UFA (IND)-'06
55	Tulloch, Stephen	LB	5-11	235	1/1/85	4	N.C. State	Miami, Fla.	D4b-'06
93	Vanden Bosch, Kyle	DE	6-4	278	11/17/78	9	Nebraska	Larchwood, Iowa	UFA (AZ)-'05
96	Vickerson, Kevin	DT	6-5	305	1/8/83	4	Michigan State	Detroit, Mich.	FA-'07
85	Washington, Nate	WR	6-1	185	8/28/83	5	Tiffin	Toledo, Ohio	UFA (PIT)-'09
25	White, LenDale	RB	6-1	235	12/20/84	4	Southern California	Park Hill, Colo.	D2-'06
41	Williams, Cary	CB	6-1	185	12/23/84	1	Washburn	Hollywood, Fla.	D7-'08
10	Young, Vince	QB	6-5	233	5/18/83	4	Texas	Houston, Texas	D1-'06
PRACTICE SQUAD:									
77	Durand, Ryan	G	6-5	305	11/17/85	R	Syracuse	Leominster, Mass.	D7a-'09
44	Ferguson II, Rodney	FB	5-11	245	8/25/86	R	New Mexico	Albuquerque, N.M.	FA-'09
62	King, Mitch	DT	6-2	280	5/5/86	R	Iowa	Burlington, Iowa	FA-'09
16	Morris, Phillip	WR	6-3	175	7/2/86	R	South Carolina State	Timmonsville, S.C.	FA-'09
57	Rivera, Mike	LB	6-2	245	1/10/86	R	Kansas	Shawnee Mission, Kan.	FA-'09
39	Schommer, Nick	S	6-0	201	1/3/86	R	North Dakota State	Prescott, Wis.	D7b-'09
61	Velasco, Fernando	C/G	6-4	304	2/22/85	1	Georgia	Wrens, Ga.	FA-'08
81	Williams, Paul	WR	6-1	205	12/2/83	3	Fresno State	Avenal, Calif.	D3-'07

Roster Count: 53
As of Sept. 14, 2009

HEAD COACH: JEFF FISHER

ASSISTANT COACHES: MIKE HEIMERDINGER (offensive coordinator), CHUCK CECIL (defensive coordinator), DAVE MCGINNIS (asst. head coach/linebackers), STEVE WATTERSON (asst. head coach/strength and conditioning), EARNEST BYNER (running backs), MARTY GALBRAITH (special teams asst.), FRED GRAVES (wide receivers), TIM HAUCK (asst. secondary), CRAIG JOHNSON (quarterbacks), DOWELL LOGGAINS (quality control - offense), ALAN LOWRY (special teams), MIKE MUNCHAK (offensive line), MARCUS ROBERTSON (secondary), RAYNA STEWART (defensive asst./quality control), JIM WASHBURN (defensive line), RICHIE WESSMAN (offensive asst.), JOHN ZERNHELT (tight ends)

PRONUNCIATION GUIDE:

AMANO, Eugene uh-MAHN-oh	HENTRICH, Craig HEN-trick	SCAIFE, Bo SKAYF
AMATO, Ken uh-MAHT-oh	KROPOG, Troy CROW-pog	SCHOMMER, Nick SHOW-mer
BIRONAS, Rob bur-OWN-us	MAWAE, Kevin muh-WHY	TULLOCH, Stephen TULL-ock
Hall, AHMARD ah-MOD	MOUTON, Ryan MOO-tahn	

HOW ACQUIRED KEY: FA (free agent), UFA (unrestricted free agent), RFA (restricted free agent), D (draft pick), W (waivers), T (trade)

2009 TITANS NUMERICAL ROSTER

NO.	NAME	POS.	HT.	WT.	AGE	NFL EXP.	COLLEGE	HOMETOWN	HOW ACQUIRED
2	Rob Bironas	K	6-0	215	31	5	Ga. Southern/Auburn	Louisville, Ky.	FA-'05
5	Kerry Collins	QB	6-5	245	36	15	Penn State	Lebanon, Pa.	UFA (OAK)-'06
10	Vince Young	QB	6-5	233	26	4	Texas	Houston, Texas	D1-'06
11	Patrick Ramsey	QB	6-2	225	30	8	Tulane	Ruston, La.	UFA (DEN)-'09
12	Justin Gage	WR	6-4	212	28	7	Missouri	Jefferson City, Mo.	UFA (CHI)-'07
15	Craig Hentrich	P/K	6-3	213	38	16	Notre Dame	Alton, Ill.	UFA (GB)-'98
18	Kenny Britt	WR	6-3	218	20	R	Rutgers	Bayonne, N.J.	D1-'09
19	Dominique Edison	WR	6-2	204	23	R	Stephen F. Austin	San Augustine, Texas	D6b-'09
20	Nick Harper	CB	5-10	182	35	9	Fort Valley State	Baldwin, Ga.	UFA (IND)-'07
21	Javon Ringer	RB	5-9	205	22	R	Michigan State	Dayton, Ohio	D5-'09
22	Vincent Fuller	S	6-1	190	27	5	Virginia Tech	Baltimore, Md.	D4a-'05
23	Donnie Nickey	S	6-3	210	29	7	Ohio State	Plain City, Ohio	D5-'03
24	Chris Hope	S	6-0	208	28	8	Florida State	Rock Hill, S.C.	UFA (PIT) -'06
25	LenDale White	RB	6-1	235	24	4	Southern California	Park Hill, Colo.	D2-'06
28	Chris Johnson	RB	5-11	200	23	2	East Carolina	Orlando, Fla.	D1-'08
29	Ryan Mouton	CB	5-9	187	22	R	Hawaii	Houston, Texas	D3b-'09
30	Jason McCourty	CB	6-0	193	22	R	Rutgers	Nyack, N.Y.	D6a-'09
31	Cortland Finnegan	CB	5-10	188	25	4	Samford	Milton, Fla.	D7a-'06
33	Michael Griffin	S	6-0	202	24	3	Texas	Austin, Texas	D1-'07
41	Cary Williams	CB	6-1	185	24	1	Washburn	Hollywood, Fla.	D7-'08
42	Chris Henry	RB	5-11	230	24	3	Arizona	Oakland, Calif.	D2-'07
45	Ahmad Hall	FB	5-11	242	29	4	Texas	Angleton, Texas	FA-'06
50	David Thornton	LB	6-2	225	30	8	North Carolina	Goldboro, N.C.	UFA (IND) -'06
51	Gerald McRath	LB	6-3	231	23	R	Southern Mississippi	Powder Springs, Ga.	D4a-'09
53	Keith Bulluck	LB	6-3	235	32	10	Syracuse	New City, N.Y.	D1-'00
54	Eugene Amano	G/C	6-3	310	27	6	SE Missouri State	San Diego, Calif.	D7-'04
55	Stephen Tulloch	LB	5-11	235	24	4	N.C. State	Miami, Fla.	D4b-'06
56	Colin Allred	LB	6-1	238	26	2	Baylor	Dallas, Texas	FA-'07
58	Ken Amato	LB/LS	6-2	245	32	7	Montana State	Miami, Fla.	FA-'03
59	Stanford Keglar	LB	6-2	240	24	2	Purdue	Indianapolis, Ind.	D4c-'08
64	Leroy Harris	G/C	6-3	302	25	3	N.C. State	Raleigh, N.C.	D4a-'07
66	Mike Otto	T	6-5	308	26	2	Purdue	Kokomo, Ind.	D7-'07
68	Kevin Mawae	C	6-4	289	38	16	Louisiana State	Leesville, La.	UFA (NYJ)-'06
70	Troy Kropog	T/G	6-6	309	23	R	Tulane	Metairie, La.	D4b-'09
71	Michael Roos	T	6-7	315	26	5	Eastern Washington	Vancouver, Wash.	D2-'05
73	Jake Scott	G	6-5	295	28	6	Idaho	Lewiston, Idaho	UFA (IND)-'08
75	Jovan Haye	DT	6-2	285	27	5	Vanderbilt	Fort Lauderdale, Fla.	UFA (TB) -'09
76	David Stewart	T	6-7	318	27	5	Mississippi State	Moulton, Ala.	D4b-'05
78	Jacob Ford	DE	6-4	256	26	3	Central Arkansas	Memphis, Tenn.	D6b-'07
80	Bo Scaife	TE	6-3	249	28	5	Texas	Denver, Colo.	D6-'05
83	Alge Crumpler	TE	6-2	262	31	9	North Carolina	Wilmington, N.C.	FA-'08
85	Nate Washington	WR	6-1	185	26	5	Tiffin	Toledo, Ohio	UFA (PIT)-'09
87	Lavelle Hawkins	WR	5-11	190	23	2	California	Stockton, Calif.	D4b-'08
88	Craig Stevens	TE	6-3	255	25	2	California	Rancho Palos Verdes, Calif.	D3-'08
89	Jared Cook	TE	6-5	246	22	R	South Carolina	Suwanee, Ga.	D3a-'09
90	Jevon Kearse	DE	6-4	265	33	11	Florida	Ft. Myers, Fla.	FA-'08
91	Jason Jones	DT	6-5	280	23	2	Eastern Michigan	Detroit, Mich.	D2-'08
93	Kyle Vanden Bosch	DE	6-4	278	30	9	Nebraska	Larchwood, Iowa	UFA (AZ)-'05
94	Sen'Derrick Marks	DT	6-2	306	22	R	Auburn	Mobile, Ala.	D2-'09
95	William Hayes	DE	6-3	272	24	2	Winston-Salem State	High Point, N.C.	D4a-'08
96	Kevin Vickerson	DT	6-5	305	26	4	Michigan State	Detroit, Mich.	FA-'07
97	Tony Brown	DT	6-3	290	28	5	Memphis	Chattanooga, Tenn.	FA-'06
98	Dave Ball	DE	6-5	277	28	5	UCLA	Dixon, Calif.	FA-'08
PRACTICE SQUAD:									
16	Phillip Morris	WR	6-3	175	23	R	South Carolina State	Timmons, S.C.	FA-'09
39	Nick Schommer	S	6-0	201	23	R	North Dakota State	Prescott, Wis.	D7b-'09
44	Rodney Ferguson II	FB	5-11	245	23	R	New Mexico	Albuquerque, N.M.	FA-'09
57	Mike Rivera	LB	6-2	245	23	R	Kansas	Shawnee Mission, Kan.	FA-'09
61	Fernando Velasco	C/G	6-4	304	24	1	Georgia	Wrens, Ga.	FA-'08
62	Mitch King	DT	6-2	280	23	R	Iowa	Burlington, Iowa	FA-'09
77	Ryan Durand	G	6-5	305	23	R	Syracuse	Leominster, Mass.	D7a-'09
81	Paul Williams	WR	6-1	205	25	3	Fresno State	Avenal, Calif.	D3-'07

Roster Count: 53
As of Sept. 14, 2009

HEAD COACH: JEFF FISHER

ASSISTANT COACHES: MIKE HEIMERDINGER (offensive coordinator), CHUCK CECIL (defensive coordinator), DAVE MCGINNIS (asst. head coach/linebackers), STEVE WATTERSON (asst. head coach/strength and conditioning), EARNEST BYNER (running backs), MARTY GALBRAITH (special teams asst.), FRED GRAVES (wide receivers), TIM HAUCK (asst. secondary), CRAIG JOHNSON (quarterbacks), DOWELL LOGGAINS (quality control - offense), ALAN LOWRY (special teams), MIKE MUNCHAK (offensive line), MARCUS ROBERTSON (secondary), RAYNA STEWART (defensive asst./quality control), JIM WASHBURN (defensive line), RICHIE WESSMAN (offensive asst.), JOHN ZERNHELT (tight ends)

HOW ACQUIRED KEY: FA (free agent), UFA (unrestricted free agent), RFA (restricted free agent), D (draft pick), W (waivers), T (trade)